



No. 79

July 29, 1988

## THE U.S. AND ASIA: A STATISTICAL HANDBOOK 1988 EDITION

### INTRODUCTION

Economic and political changes in 1987 once again draw the world's attention to the dynamism of the Asia/Pacific region. U.S. trade patterns continue the trend of recent years — in 1987 U.S. trade with Europe amounted to \$169.6 billion, while that with Asia topped \$240.8 billion. Meanwhile, significant political developments show that the rapid economic growth of many Asian countries is complemented by evolving democratization.

South Korea had the first peaceful transfer of presidential power in its history, following a four-man presidential election in December. The Republic of China on Taiwan continued the democratization efforts begun by its late President Chiang Ching-kuo. The People's Republic of China slowly expanded its own cautious economic and political reforms. Even communist Vietnam began to experiment modestly with greater economic freedoms and decentralization of government power last year.

To enable policy makers and the public to better understand the prevailing conditions in the countries of this vital area, The Heritage Foundation has compiled relevant statistics on 34 countries and territories in Asia. This third annual handbook published by the Foundation's Asian Studies Center updates Asian Studies *Background* No. 63, "The U.S. and Asia: A Statistical Handbook, 1987 Edition." This year New Caledonia has been added as events thrust it into the evolving political dynamic of the South Pacific. Three categories have been added: Infant Mortality, a useful measure of the living standard; Foreign Military Personnel, the number of foreign troops stationed in or occupying the country; and Armed Opposition Groups, indicating the level of domestic unrest.

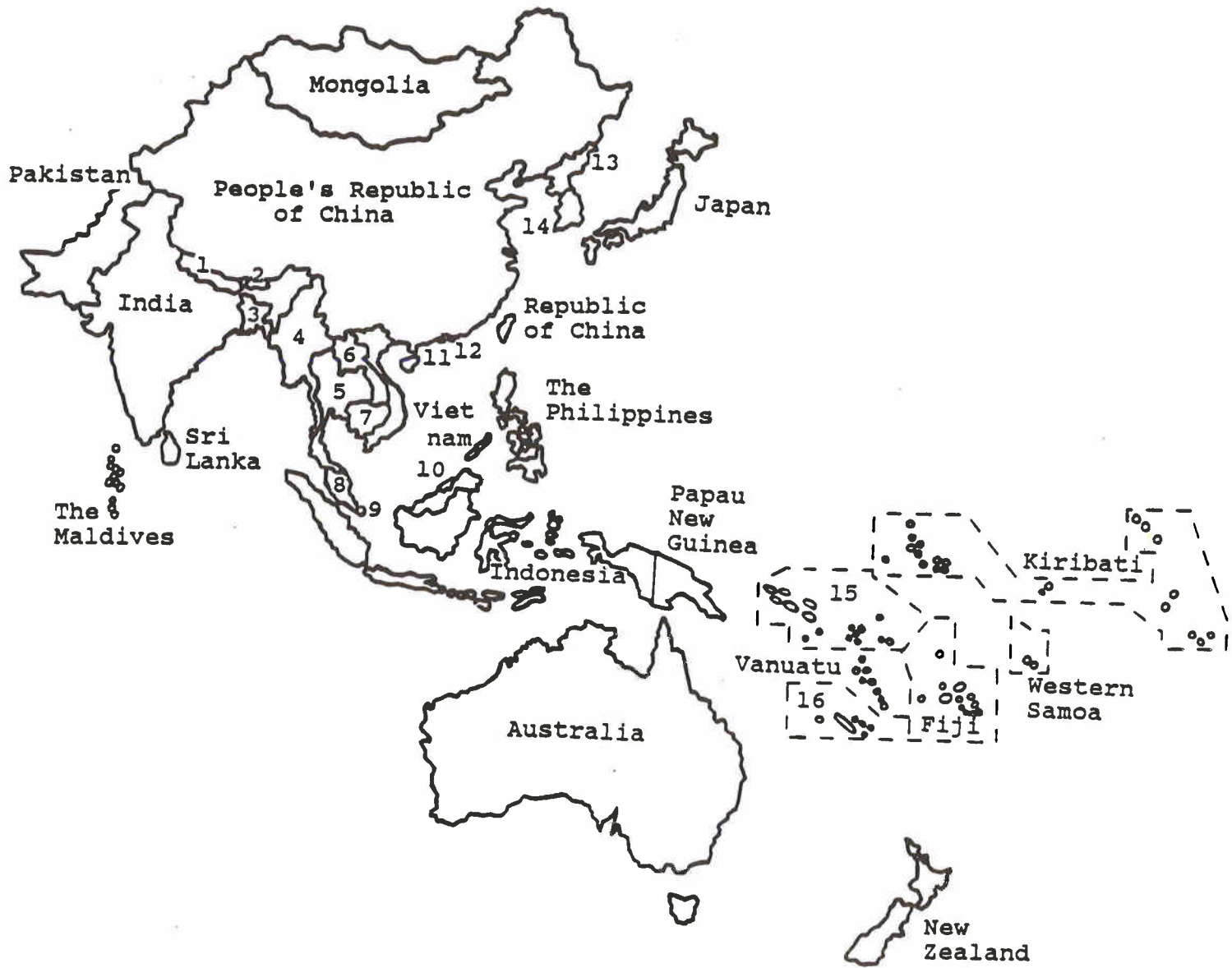
The sources used in compiling this year's handbook are essentially unchanged from last year, and include: the *Far Eastern Economic Yearbook*, the International Institute of Strategic Studies' *The Military Balance*, the International Monetary Fund's *International Financial Statistics Yearbook* and *Direction of Trade Statistics Yearbook*, and the Central Intelligence Agency's *World Factbook* and *Handbook of Economic Statistics*. In addition, newspaper and magazine articles, foreign research organizations and foreign government reports filled the gaps in information. The U.S. Department of Commerce, the International Trade Administration, and the State Department's Office of Economic Policy were very helpful in providing needed information.

Economic statistics are based, as much as possible, on year-end 1987; population estimates are for July 1987, and political information is as current as possible.

Thomas J. Timmons  
Research Associate

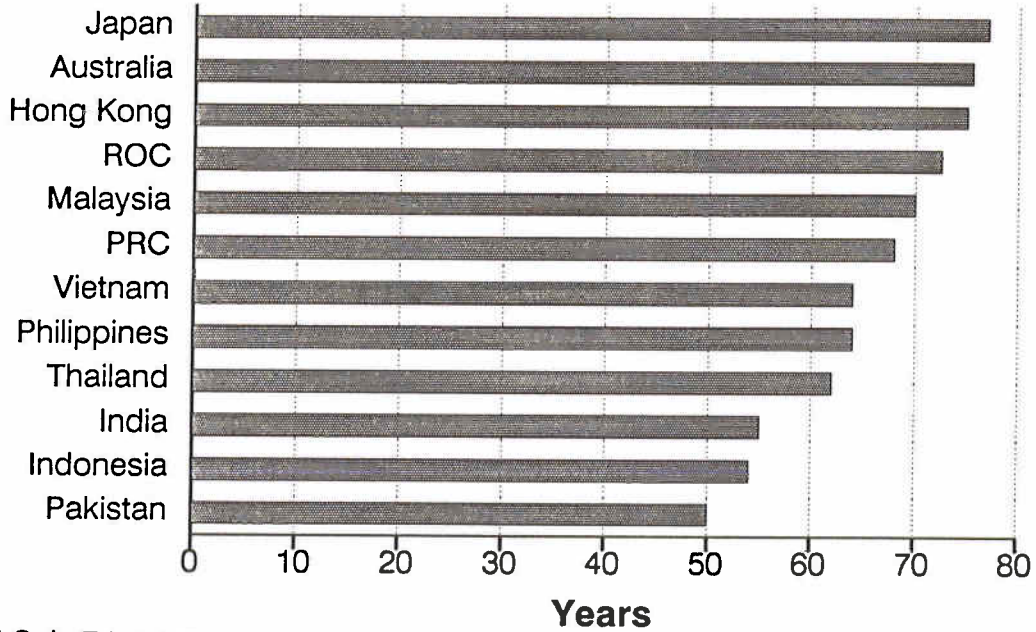
CPI: Consumer Price Index — measures the cost of living.  
GNP: Gross National Product — measures productivity capacity of a given country.  
Infant Mortality — number of deaths prior to one year of age per 1,000 live births.  
Literacy — percentage of adults with a functional reading ability.  
Per Capita GNP: GNP divided by the population — measures average personal income.  
Numbers in **Bold print** are estimates.  
Last names (familial) are in CAPITAL letters.

## THE ASIA/PACIFIC REGION



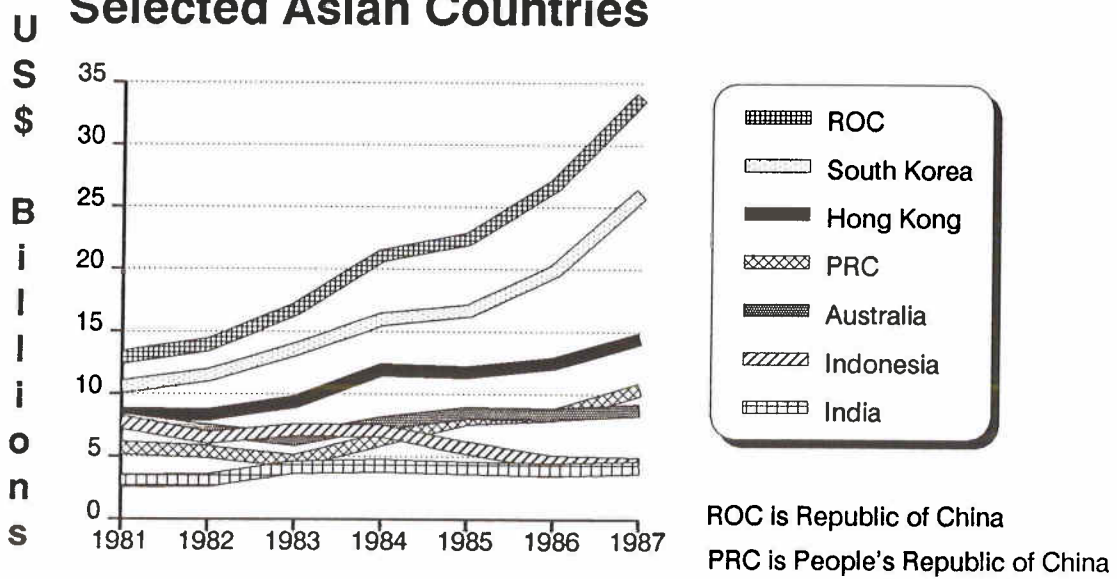
- |                   |                 |                     |               |
|-------------------|-----------------|---------------------|---------------|
| 1) Nepal          | 2) Bhutan       | 3) Bangladesh       | 4) Burma      |
| 5) Thailand       | 6) Laos         | 7) Cambodia         | 8) Malaysia   |
| 9) Singapore      | 10) Brunei      | 11) Macau           | 12) Hong Kong |
| 13) North Korea   | 14) South Korea | 15) Solomon Islands |               |
| 16) New Caledonia |                 |                     |               |

## Life Expectancy

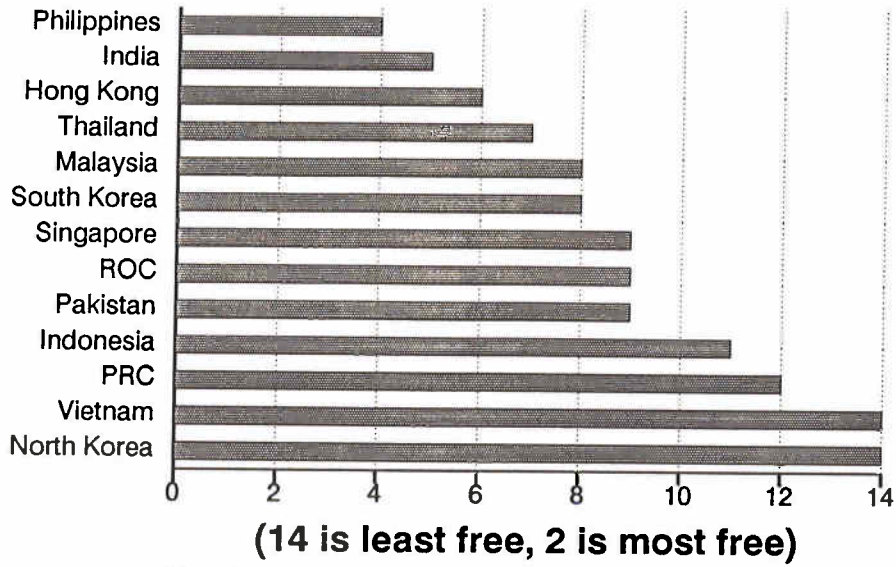


## U.S. Total Trade with

### Selected Asian Countries

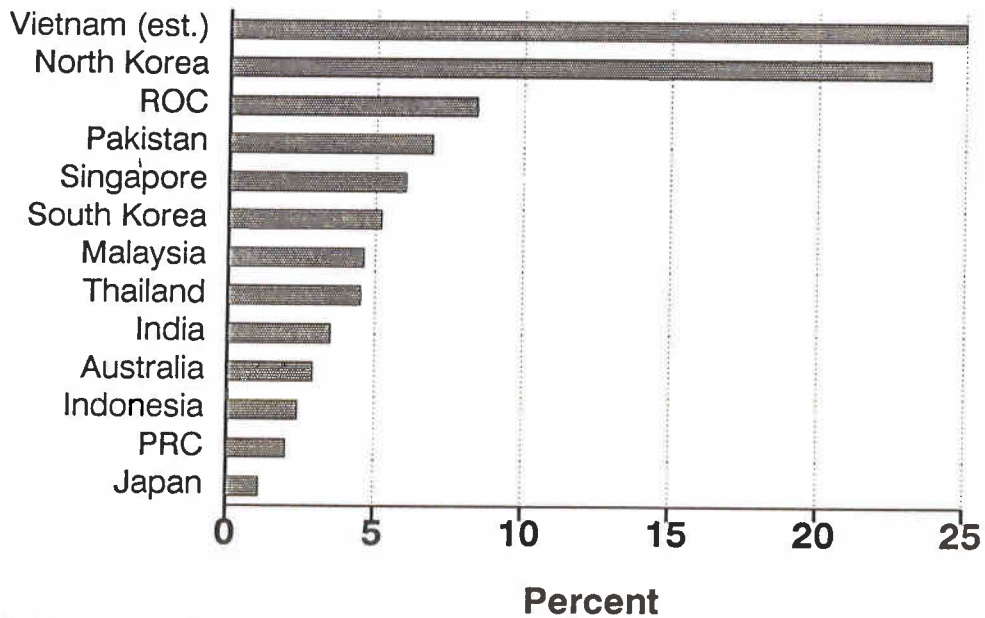


## Comparable Levels of Political Freedom and Civil Liberties



Source: Freedom House 1987

## Defense Spending as a Percent of GNP



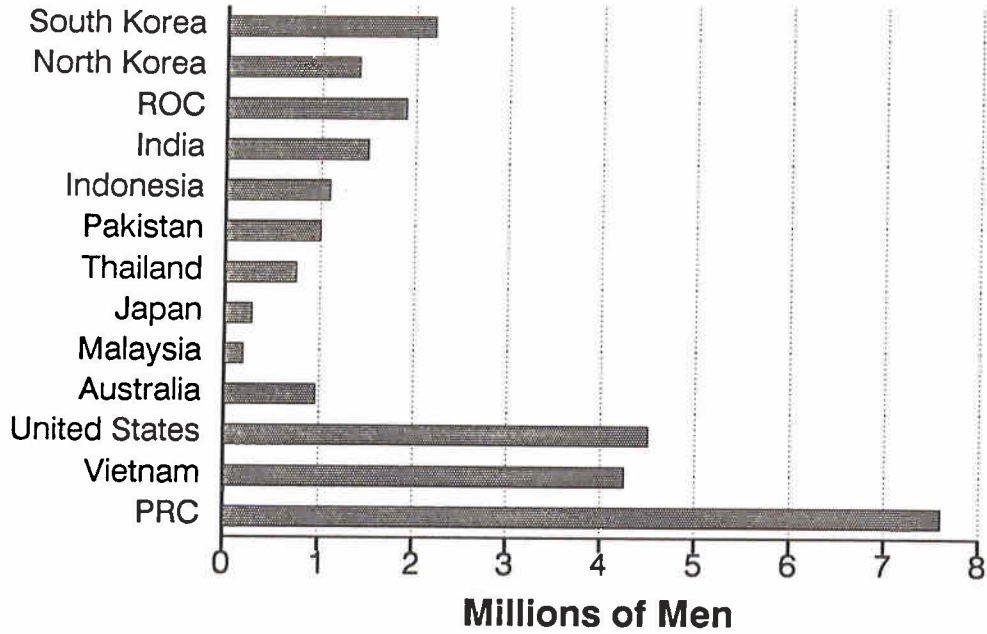
\*U.S. is 6.0 percent

Heritage InfoCharts

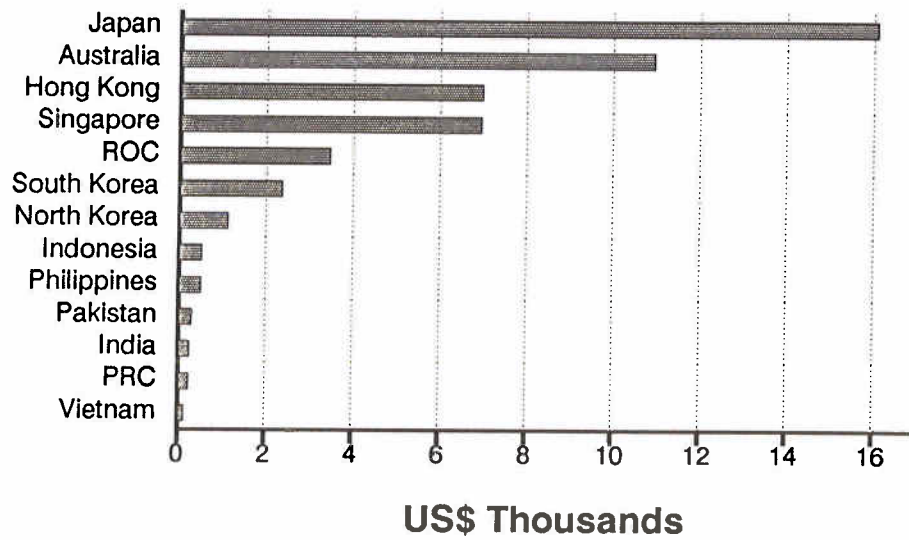


## Total Armed Forces - Active and Reserve

(Excluding Militias)

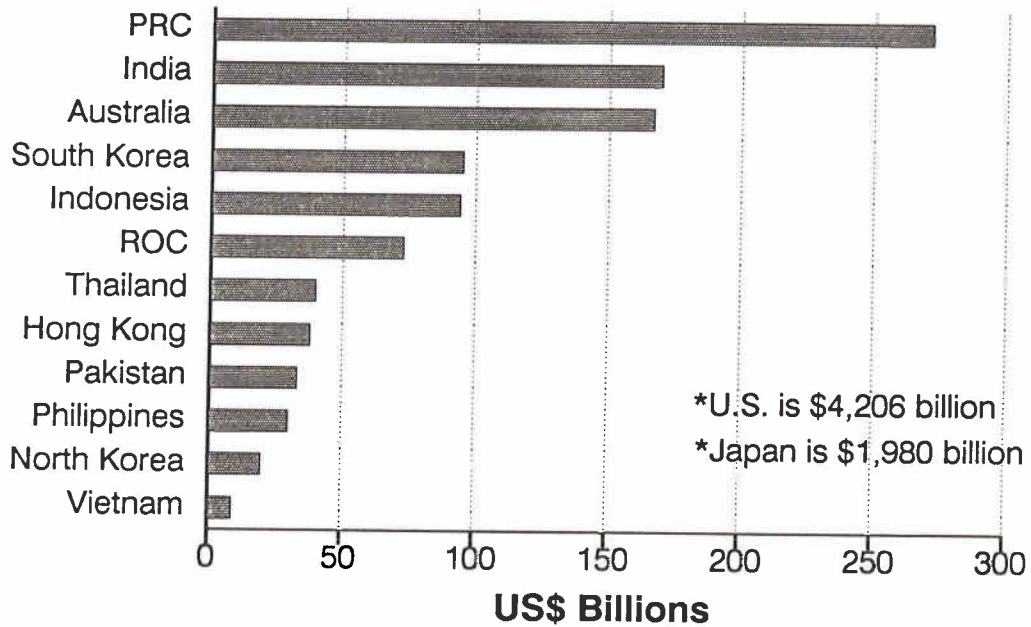


## Per Capita GNP, 1986

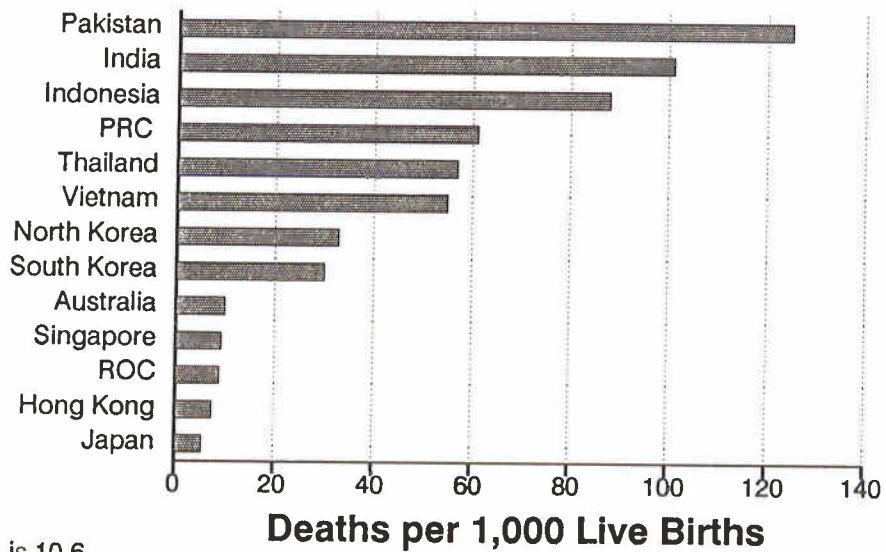


\*U.S. is 17390

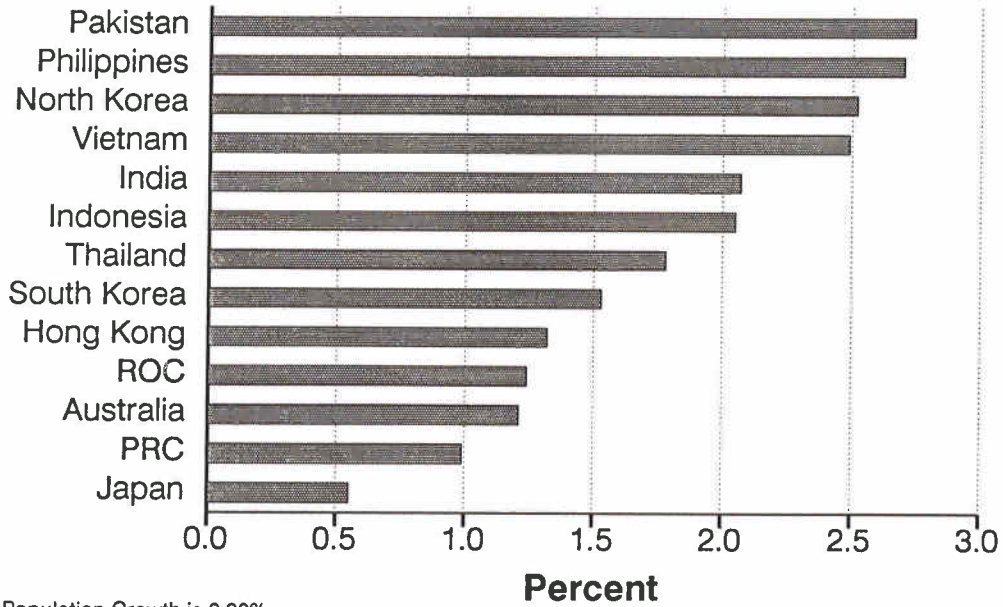
## Gross National Product, 1986



## Infant Mortality



## Annual Population Growth, 1987



Heritage InfoCharts



## AUSTRALIA

### LAND

**Area:** 2,966,200 square miles

**Cultivated:** 2.5%

**Forest:** 5.4%

**Pasture:** 61%

**Resources:** bauxite, coal, copper, iron ore, tin, silver, uranium, nickel, mineral sands, lead, zinc, diamonds, natural gas, oil

### POPULATION

**1987 Estimate:** 16,072,986

**Annual Population Growth:** 1.21%

**Projected Population in 2000:** 17,200,000

**Life Expectancy:** 75.4 years

**Literacy:** 98.5%

**Infant Mortality:** 9.9

**Ethnic Divisions:** Caucasian: 96%, Asian and Aboriginal: 4%

**Religions:** Anglican: 26.1%, Catholic: 26.0%, other Christian: 24.3%

**Workforce:** 7,000,000

**Commerce and Services:** 65.8%

**Manufacturing:** 16.2%

**Agriculture and Fishing:** 6%

**Construction:** 7.1%

**Government and Public Authorities:** 4.8%

**Students: Primary:** 1,700,00

**Secondary:** 1,300,000

**Tertiary:** 1,700,000

### ECONOMY

**Economic System:** free enterprise

**Currency:** Australian dollar (100 cents), 1 US\$ = 1.383 A\$

**Major Industries:** mining, iron and steel, industrial and transportation, equipment, food processing, textiles, aircraft, ships, chemicals

**Major Agricultural Products:** wheat, barley, oats, corn, hay, lamb, beef, sugar, dairy products, wine, fruit, vegetables

**Major Imports:** machinery, manufactures, transportation equipment, chemicals, petroleum, metal goods, textiles and clothing

**Major Exports:** wheat, coal, wool, iron ore, metal manufactures, meat, dairy products, petroleum, machinery

**Per Capita GNP:** US\$ 12,100 (1987)

#### Economic Statistics (Billions of US\$, percentages where appropriate)

	1981	1982	1983	1984	1985	1986	1987
<b>GNP</b>	159.67	154.61	154.60	169.39	153.29	167.40	199.83
<b>GNP Growth</b>	3.5%	0.1%	0.7%	6.9%	4.2%	3.0%	4.4%
<b>CPI Rise</b>	9.7%	11.1%	10.1%	4.0%	6.7%	7.8%	7.1%
<b>Exports to U.S.</b>	21.796	22.077	20.651	23.875	22.611	22.541	26.433
	2.707	2.552	2.442	2.899	3.068	2.872	3.287
<b>Imports from U.S.</b>	23.763	24.073	19.420	23.423	23.499	23.916	29.350
	5.242	4.534	3.954	4.793	5.440	5.551	5.495

Australia is the 17th largest U.S. trading partner.

## **POLITICAL**

**Official Name of Country:** COMMONWEALTH OF AUSTRALIA

**Capital:** Canberra

**Type of Government:** Federal Parliamentary State

**Type of Chief of State:** British Monarch

**Name of Chief of State:** Queen Elizabeth II

**Name of Head of Government:** Prime Minister Robert HAWKE

**Foreign Minister:** William HAYDEN

**1987 Freedom House Index (1 is most free, 7 is least)**

**Political Freedom:** 1

**Civil Liberties:** 1

**Status of Freedom:** Free

**1987 Voting with U.S. at United Nations:** 52.3%

**Fiscal 1987 U.S. Foreign Assistance (Actual Obligations)**

**Economic:** none

**Military:** none

## **MILITARY**

**1986/7 Military Budget:** US\$ 4,800,000,000

**Increase over 1985/6:** 2.7%

**Expenditure as a percentage of GNP:** 2.9%

**Percentage of Government Spending:** 9.7%

**Total Regular Forces:** 70,500

**Army:** 32,000

**Reserves:** 26,112

**Navy:** 15,700

**Airforce:** 22,800

**Combat Aircraft:** 148

**Naval Vessels:** 6 Attack Submarines, 3 Destroyers, 9 Frigates, 20 Large Patrol Craft,  
2 Minehunters

**Security Alliance with U.S.:** ANZUS (without New Zealand)

**U.S. Military Installations:** U.S. Navy has access to Cockburn Sound Naval facilities,  
joint Australian-U.S. communication/intelligence facilities at Northwest Cape, Nurrungar  
and Pine Gap.

**U.S. Military Personnel:** 250 Air Force, 600 Navy

**Armed Opposition Groups:** none

## **INVESTMENT**

**1987 U.S. Direct Investment:** US\$ 10,988,000,000

**1987 Australian Direct Investment in the U.S.:** US\$ 6,373,000,000

## BANGLADESH

### LAND

**Area:** 55,813 square miles

**Cultivated:** 59.7%

**Forest:** 14.8%

**Pasture:** 5.4%

**Resources:** natural gas, uranium, offshore oil

### POPULATION

**1987 Estimate:** 107,087,586

**Annual Population Growth:** 2.70%

**Projected Population in 2000:** 144,700,000

**Life Expectancy:** 53.9 years

**Literacy:** 23%

**Infant Mortality:** 140

**Ethnic Divisions:** Bengali: 98%, Bihari and tribal groups: 2%

**Religions:** Muslim: 83%, Hindu: 16%, Buddhist, Christian, other: 1%

**Workforce:** 32,000,000

**Commerce and Services:** 16.2%

**Manufacturing:** 10.2%

**Agriculture and Fishing:** 60.6%

**Construction:** 2.9%

**Government and Public Authorities:** 10.1%

**Students: Primary:** 9,120,000

**Secondary:** 2,660,000

**Tertiary:** 670,000

### ECONOMY

**Economic System:** regulated free enterprise

**Currency:** Taka (100 poisha), 1 US\$ = 29 Taka

**Major Industries:** jute manufactures, food processing, cotton textiles

**Major Agricultural Products:** jute, rice, fish

**Major Imports:** capital equipment, foodgrains, petroleum, raw cotton, fertilizer, manufactured products

**Major Exports:** raw and manufactured jute, leather, tea

**Per Capita GNP:** US\$ 136 (1986)

#### Economic Statistics (Billions of US\$, percentages where appropriate)

	1981	1982	1983	1984	1985	1986	1987
<b>GNP</b>	11.75	11.01	11.53	13.48	12.83	14.34	<b>15.2</b>
<b>GNP Growth</b>	6.8%	0.8%	3.6%	4.2%	3.1%	4.0%	4.4%
<b>CPI Rise</b>	16.2%	12.5%	9.4%	10.5%	10.7%	9.94%	10.36%
<b>Exports</b>	0.791	0.768	0.724	0.931	0.998	0.888	<b>1.100</b>
<b>to U.S.</b>	0.105	0.088	0.109	0.159	0.227	0.264	0.419
<b>Imports</b>	2.651	2.418	2.291	2.692	2.526	2.501	<b>2.714</b>
<b>from U.S.</b>	0.158	0.227	0.190	0.303	0.219	0.165	0.193

Bangladesh is a minor U.S. trading partner.

## **POLITICAL**

**Official Name of Country:** PEOPLE'S REPUBLIC OF BANGLADESH

**Capital:** Dhaka

**Type of Government:** Republic

**Type of Chief of State:** President

**Name of Chief of State:** Hossain Mohamad ERSHAD

**Name of Head of Government:** same

**Foreign Minister:** Humayun Rasheed CHOWDHURY

**1987 Freedom House Index (1 is most free, 7 is least)**

**Political Freedom:** 4

**Civil Liberties:** 5

**Status of Freedom:** Partly Free

**1987 Voting with U.S. at United Nations:** 12.6%

**Fiscal 1987 U.S. Foreign Assistance (Actual Obligations)**

**Economic:** US\$ 164,701,000

**Military:** US\$ 295,000

## **MILITARY**

**1986/7 Military Budget:** US\$ 216,750,000

**Increase over 1985/6:** 29.4%

**Expenditure as a percentage of GNP:** 1.40%

**Percentage of Government Spending:** 20.9%

**Total Regular Forces:** 101,500

**Army:** 90,000

**Reserves:** 30,000

**Navy:** 7,500

**Airforce:** 4,000

**Combat Aircraft:** 55

**Naval Vessels:** 3 Frigates, 4 Fast-Attack Craft (missile), 16 Fast-Attack Craft (patrol),  
4 Fast-Attack Craft (torpedo), 6 Large Patrol Craft, 5 River Patrol Boats

**Security Alliance with U.S.:** none

**U.S. Military Installations:** none

**U.S. Military Personnel:** none

**Armed Opposition Groups:** Shanti Bahini, 8,000

## **INVESTMENT**

**1987 U.S. Direct Investment:** US\$ 12,000,000

**1987 Bangladeshi Direct Investment in the U.S.:** none

## BHUTAN

### LAND

**Area:** 17,800 square miles

**Cultivated:** 8.8%

**Forest:** 68.7%

**Pasture:** 1.9%

**Resources:** timber, hydroelectric power

### POPULATION

**1987 Estimate:** 1,472,911

**Annual Population Growth:** 2.03%

**Projected Population in 2000:** 1,900,000

**Life Expectancy:** 43 years

**Literacy:** 5%

**Infant Mortality:** 142

**Ethnic Divisions:** Bhote: 60%, Nepalese: 25%, Tribal groups: 15%

**Religions:** Lamaistic Buddhism: 75%, Hinduism: 25%

**Workforce:** 650,000

**Commerce and Services:** 3.6%

**Manufacturing:** 0.7%

**Agriculture and Fishing:** 93%

**Construction:** 0.7%

**Government and Public Authorities:** 2%

**Students: Primary:** 53,643

**Secondary:** 3,040

**Tertiary:** 604

### ECONOMY

**Economic System:** free enterprise

**Currency:** Ngultrum (100 chetrum), 1 US\$ = 13 Ngultrum

**Major Industries:** cement, wood products, chemical products, mining distilling, food processing, handicrafts

**Major Agricultural Products:** maize, rice, oranges, potatoes, wheat

**Major Imports:** aircraft, fuel, rice, motor vehicles, textiles, machinery

**Major Exports:** cement, talc powder, agricultural products, sawed timber, potatoes

**Per Capita GNP:** US\$ 140 (1986)

#### Economic Statistics (Millions of US\$, percentages where appropriate)

	1981	1982	1983	1984	1985	1986	1987
<b>GNP</b>	113.0	120.0	120.0	130.0	155.6	156.0	<b>186.0</b>
<b>GNP Growth</b>	<b>6.4%</b>	<b>6.4%</b>	<b>6.4%</b>	<b>6.4%</b>	<b>6.4%</b>	6.0%	6.5%
<b>CPI Rise</b>	na	na	8.4%	10.0%	10.1%	13.0%	na
<b>Exports to U.S.</b>	na	17.70	<b>14.04</b>	<b>15.6</b>	<b>17.4</b>	<b>22.2</b>	<b>25.3</b>
<b>Imports from U.S.</b>	na	54.86	<b>39.40</b>	<b>80.4</b>	<b>69.4</b>	<b>75.7</b>	<b>88.0</b>
	na	na	na	na	na	na	na

Bhutan is a minor U.S. trading partner.



**POLITICAL**

**Official Name of Country:** KINGDOM OF BHUTAN

**Capital:** Thimpu

**Type of Government:** Monarchy

**Type of Chief of State:** King

**Name of Chief of State:** Jigme Singye WANGCHUCK

**Name of Head of Government:** same

**Foreign Minister:** Lyonpo Dawa TSERING

**1987 Freedom House Index (1 is most free, 7 is least)**

**Political Freedom:** 5

**Civil Liberties:** 5

**Status of Freedom:** Partly Free

**1987 Voting with U.S. at United Nations:** 10.5%

**Fiscal 1987 U.S. Foreign Assistance (Actual Obligations)**

**Economic:** none

**Military:** none

**MILITARY**

**1986/7 Military Budget:** na

**Increase over 1985/6:** na

**Expenditure as a percentage of GNP:** na

**Percentage of Government Spending:** na

**Total Regular Forces:** na

**Army:** na

**Reserves:** na

**Navy:** na

**Airforce:** na

**Combat Aircraft:** na

**Naval Vessels:** 0

**Security Alliance with U.S.:** none

**U.S. Military Installations:** none

**U.S. Military Personnel:** none

**Armed Opposition Groups:** na

**INVESTMENT**

**1987 U.S. Direct Investment:** na

**1987 Bhutanese Direct Investment in the U.S.:** na

## BRUNEI

### LAND

Area: 2,226 square miles

Cultivated: 1%

Forest: 85%

Pasture: 1%

Resources: oil, natural gas, timber

### POPULATION

1987 Estimate: 249,961

Annual Population Growth: 3.67%

Projected Population in 2000: 300,000

Life Expectancy: 73.7 years

Literacy: 45%

Infant Mortality: 12

Ethnic Divisions: Malay: 64%, Chinese: 20%, other: 16%

Religions: Muslim: 60%, Christian: 8%, Buddhist and local: 32%

Workforce: 90,000

Commerce and Services: 25%

Manufacturing: 4%

Agriculture and Fishing: 5%

Construction: 19%

Government and Public Authorities: 47%

Students: Primary: 34,373

Secondary: 18,565

Tertiary: 1,192

### ECONOMY

Economic System: free enterprise

Currency: Brunei dollar (100 cents), 1 US\$ = 2.04 B\$

Major Industries: crude petroleum, liquefied natural gas, construction

Major Agricultural Products: rice, pepper, timber

Major Imports: machinery and transport equipment, manufactured goods, foodstuffs, consumer goods, chemicals

Major Exports: crude petroleum, petroleum products, liquefied natural gas

Per Capita GNP: US\$ 15,556 (1986)

#### Economic Statistics (Billions of US\$, percentages where appropriate)

	1981	1982	1983	1984	1985	1986	1987
GNP	4.63	4.09	4.16	3.89	3.97	3.42	3.4
GNP Growth	na	11.7%	3.0%	2.0%	-10.0%	-10.0%	-10.0%
CPI Rise	9.1%	6.4%	0.3%	3.1%	4.0%	2.3%	na
Exports to U.S.	4.001	3.785	3.366	3.183	2.934	2.156	2.32
Imports from U.S.	0.343	0.219	0.019	0.011	0.002	0.064	0.016
Imports from U.S.	0.589	0.731	0.724	0.621	0.605	1.114	1.16
Imports from U.S.	0.045	0.79	0.058	0.034	0.051	0.202	0.93

Brunei is a minor U.S. trading partner.

## **POLITICAL**

**Official Name of Country:** STATE OF BRUNEI DARUSSALAM

**Capital:** Bandar Seri Begawan

**Type of Government:** Sultanate

**Type of Chief of State:** Sultan

**Name of Chief of State:** Sir Hassanal BOLKIA

**Name of Head of Government:** same

**Foreign Minister:** Prince Mohamed BOLKIA

**1987 Freedom House Index (1 is most free, 7 is least)**

**Political Freedom:** 6

**Civil Liberties:** 5

**Status of Freedom:** Partly Free

**1987 Voting with U.S. at United Nations:** 13.4%

**Fiscal 1987 U.S. Foreign Assistance (Actual Obligations)**

**Economic:** none

**Military:** none

## **MILITARY**

**1986 Military Budget:** US\$ 232,420,000

**Increase over 1985:** 13.12%

**Expenditure as a percentage of GNP:** 7.1%

**Percentage of Government Spending:** 41.3%

**Total Regular Forces:** 4,050

**Army:** 3,380

**Reserves:** 0

**Navy:** 470

**Airforce:** 200

**Combat Aircraft:** 2

**Naval Vessels:** 3 Fast-Attack Craft (missile), 6 Patrol Craft

**Security Alliance with U.S.:** none

**U.S. Military Installations:** none

**U.S. Military Personnel:** none

**British Military Personnel:** 900 Army (including Gurkhas)

**Armed Opposition Groups:** none

## **INVESTMENT**

**1987 U.S. Direct Investment:** US\$ -30,000,000

**1987 Bruneian Direct Investment in the U.S.:** US\$ 500,000

## BURMA

### LAND

Area: 261,149 square miles

Cultivated: 12.2%

Forest: 47.6%

Pasture: 3.3%

Resources: oil, copper, asbestos, marble, limestone, teak, gemstones

### POPULATION

1987 Estimate: 38,822,484

Annual Population Growth: 2.08%

Projected Population in 2000: 48,200,000

Life Expectancy: 57 years

Literacy: 78%

Infant Mortality: 103

Ethnic Divisions: Burmese: 68%, Shan: 9%, Karen: 7%, Raljiome: 4% Chinese: 3%,  
Indian: 2%, other: 7%

Religions: Buddhist: 85%, Christian, Muslim, other: 15%

Workforce: 15,130,000

Commerce and Services: 13%

Manufacturing: 8.5%

Agriculture and Fishing: 64.7%

Construction: 1.6%

Government and Public Authorities: 6.1%

Students: Primary: 5,020,000

Secondary: 1,290,000

Tertiary: 212,000

### ECONOMY

Economic System: socialist

Currency: Kyat, 1US\$ = 63.5 Kyat

Major Industries: agricultural processing, textiles and footwear, wood and wood processing, petroleum refining, copper, tin

Major Agricultural Products: rice, cotton, pulses, sugarcane, beans, peanuts, teak, and hardwoods

Major Imports: machinery and transportation equipment, building materials, oil equipment, consumer goods, capital goods

Major Exports: teak, rice, pulses, beans, base metals, ores, gems

Per Capita GNP: US\$ 200 (1987)

#### Economic Statistics (Billions of US\$, percentages where appropriate)

	1981	1982	1983	1984	1985	1986	1987
GNP	5.800	6.020	6.054	6.175	6.371	7.07	7.5
GNP Growth	6.4%	5.7%	4.8%	6.6%	3.2%	6.2%	2.0%
CPI Rise	0.3%	5.3%	5.7%	4.8%	6.8%	28.3%	10%
Exports to U.S.	0.446	0.502	0.557	0.525	0.503	0.505	0.500
Imports from U.S.	0.016	0.018	0.012	0.015	0.015	0.015	0.012
Imports from U.S.	0.823	0.894	0.724	0.622	0.652	0.668	0.620
Imports from U.S.	0.034	0.034	0.015	0.016	0.010	0.016	0.008

Burma is a minor U.S. trading partner.

## **POLITICAL**

**Official Name of Country:** SOCIALIST REPUBLIC OF THE UNION OF BURMA

**Capital:** Rangoon

**Type of Government:** Constitutional Dictatorship

**Type of Chief of State:** President

**Name of Chief of State:** U SAN YU

**Name of Head of Government:** Party Chairman NE WIN

**Foreign Minister:** U YE GAUNG

**1987 Freedom House Index (1 is most free, 7 is least)**

**Political Freedom:** 7

**Civil Liberties:** 7

**Status of Freedom:** Not Free

**1986 Voting with U.S. at United Nations:** 13.5%

**Fiscal 1987 U.S. Foreign Assistance (Actual Obligations)**

**Economic:** US\$ 17,417,000

**Military:** US\$ 344,000

## **MILITARY**

**1987/8 Military Budget:** US\$ 283,880,000

**Increase over 1986/7:** 12.4%

**Expenditure as a percentage of GNP:** 3.46%

**Percentage of Government Spending:** 22% (est.)

**Total Regular Forces:** 186,000

**Army:** 170,000

**Reserves:** 0

**Navy:** 7,000

**Airforce:** 9,000

**Combat Aircraft:** 20

**Naval Vessels:** 4 Corvettes, 30 Gunboats, 36 River Patrol Craft

**Security Alliance with U.S.:** none

**U.S. Military Installations:** none

**U.S. Military Personnel:** none

**Armed Opposition Groups: (Partial Listing)** Communist Party of Burma, 10,000; Kachin Independence Organization, 4,000; Shan State Progress Party, 2,500; Karen National Liberation Army: 3,600; Chang Shee Fu [private army], 2,100; United Revolutionary Army [private army], 1,000; Loi Maw Rebels, 3,000

## **INVESTMENT**

**1987 U.S. Direct Investment:** na

**1987 Burmese Direct Investment in the U.S.:** na



## CAMBODIA

### LAND

Area: 69,900 square miles

Cultivated: 11%

Forest: 74%

Pasture: 3%

Resources: timber, gemstones, iron ore, manganese, phosphates

### POPULATION

1987 Estimate: 6,536,079

Annual Population Growth: 2.26%

Projected Population in 2000: 8,500,000

Life Expectancy: 43.5 years

Literacy: 48%

Infant Mortality: 160

Ethnic Divisions: Khmer: 90%, Chinese: 5%, other: 5%

Religions: Therevada Buddhism: 95%, other: 5%

Workforce: 2,740,000

Commerce and Services: na

Manufacturing: na

Agriculture and Fishing: 80%

Construction: na

Government and Public Authorities: na

Students: Primary: 1,300,000

Secondary: 369,000

Tertiary: na

### ECONOMY

Economic System: socialist

Currency: Riel, 1 US\$ = 30 Riel

Major Industries: textiles, cement, fishing, wood and wood products

Major Agricultural Products: rice, rubber, corn

Major Imports: fuel, consumer goods, raw materials, fertilizer, international food aid,  
Soviet bloc economic assistance

Major Exports: rubber, rice, pepper

Per Capita GNP: US\$ 90 (1986, est.)

#### Economic Statistics (Millions of US\$, percentages where appropriate)

	1981	1982	1983	1984	1985	1986	1987
GNP	na	na	na	630.0	na	640.0	na
GNP Growth	na	na	na	na	na	na	na
CPI Rise	na	na	na	na	na	na	na
Exports to U.S.	na	na	2.55	4.4	3.21	na	na
	1.0	0.0	0.0	0.0	0.4	0.5	0.4
Imports from U.S.	na	na	54.4	47.9	27.6	na	na
	12.0	2.0	2.0	1.0	0.0	0.2 0	0.1

Cambodia is a very minor U.S. trading partner.

## **POLITICAL**

**Official Name of Country:** PEOPLE'S REPUBLIC OF KAMPUCHEA

**Capital:** Phnom Penh

**Type of Government:** Communist State

**Type of Chief of State:** President

**Name of Chief of State:** Heng SAMRIN

**Name of Head of Government:** Prime Minister Hun SEN

**Foreign Minister:** Kong KORM

**1987 Freedom House Index (1 is most free, 7 is least)**

**Political Freedom:** 7

**Civil Liberties:** 7

**Status of Freedom:** Not Free

**1987 Voting with U.S. at United Nations:** 15.5%

(The United Nations recognizes the Coalition Government of Democratic Kampuchea, CGDK, led by Prince Norodom SIHANOUK, Son SANN, and Khieu SAMPHAN, as the legitimate government of Cambodia, not the Heng SAMRIN regime.)

**Fiscal 1987 U.S. Foreign Assistance (Actual Obligations)**

**Economic:** US\$ 3,350,000 (to the CGDK)

**Military:** none

## **MILITARY**

**1987 Military Budget:** na

**Increase over 1986:** na

**Expenditure as a percentage of GNP:** na

**Percentage of Government Spending:** na

**Total Regular Forces:** 50,000

**Army:** 30,000

**Reserves:** 20,000 (provincial forces)

**Navy:** na

**Airforce:** na

**Combat Aircraft:** 12

**Naval Vessels:** na

**Security Alliance with U.S.:** none

**U.S. Military Installations:** none

**Soviet Military Installations:** The Soviets are expanding and upgrading Kompong Som and Ream Naval Bases

**Soviet Military Personnel:** 200

**Vietnamese Military Personnel:** 140,000 occupation troops

**Armed Opposition Groups:** Khmer Rouge, 40,000; Kampuchean People's National Liberation Force, 6,000; Armee Nationale Sihanoukienne, 10,000

## **INVESTMENT**

**1986 U.S. Direct Investment:** na

**1986 Cambodian Direct Investment in the U.S.:** na

## CHINA, PEOPLE'S REPUBLIC OF

### LAND

**Area:** 3,691,521 square miles

**Cultivated:** 10.1%

**Forest:** 12.5%

**Pasture:** 33.3%

**Resources:** coal, iron, petroleum, mercury, tin, tungsten, antimony, manganese, uranium, hydroelectric potential

### POPULATION

**1987 Estimate:** 1,064,147,038

**Annual Population Growth:** 0.99%

**Projected Population in 2000:** 1,190,000,000

**Life Expectancy:** 68 years

**Literacy:** 75%

**Infant Mortality:** 61

**Ethnic Divisions:** Han Chinese: 93.3%, Zhuang, Uygur, Hui, Yi, Tibetan, Miao, Manchu, Mongol, Buyi, Korean, and others: 6.7%

**Religions:** officially atheistic, but important elements include: Confucianism, Taoism, Buddhism, Muslim, Christian

**Workforce:** 499,000,000

**Commerce and Services:** 12.2%

**Manufacturing:** 16.7%

**Agriculture and Fishing:** 62.5%

**Construction:** 4.2%

**Government and Public Authorities:** 1.6%

**Students: Primary:** 133,700,000

**Secondary:** 51,700,000

**Tertiary:** 1,730,000

### ECONOMY

**Economic System:** socialist, undergoing limited reforms

**Currency:** Yuan, 1 US\$ = 3.722

**Major Industries:** iron, steel, coal, machine building, armaments, textiles, light industrial products, petroleum

**Major Agricultural Products:** rice, wheat, soybeans, oilseed, cotton

**Major Imports:** grain, chemical fertilizer, steel, industrial raw materials, machinery, equipment

**Major Exports:** manufactured goods, agricultural products, oil, minerals

**Per Capita GNP:** US\$ 250 (1986)

#### Economic Statistics (Billions of US\$, percentages where appropriate)

	1981	1982	1983	1984	1985	1986	1987
<b>GNP</b>	<b>170.0</b>	184.4	201.1	225.2	252.2	271.9	293.4
<b>GNP Growth</b>	4.9%	8.3%	9.1%	12.0%	12.0%	7.8%	9.4%
<b>CPI Rise</b>	2.5%	2.0%	2.0%	2.7%	7.7%	7.5%	9.1%
<b>Exports</b>	21.476	21.865	22.096	24.824	27.329	31.366	39.460
<b>to U.S.</b>	2.062	2.502	2.477	3.381	4.224	5.241	6.910
<b>Imports</b>	21.631	18.920	21.313	25.953	42.534	43.503	43.497
<b>from U.S.</b>	3.603	2.912	2.173	3.004	3.856	3.106	3.497

The PRC is the 15th largest U.S. trading partner.

## **POLITICAL**

**Official Name of Country:** PEOPLE'S REPUBLIC OF CHINA

**Capital:** Beijing

**Type of Government:** Communist State

**Type of Chief of State:** President

**Name of Chief of State:** LI Xiannian

**Name of Head of Government:** General Secretary ZHAO Ziyang

**Foreign Minister:** WU Xueqian

**1987 Freedom House Index (1 is most free, 7 is least)**

**Political Freedom:** 6

**Civil Liberties:** 6

**Status of Freedom:** Not Free

**1987 Voting with U.S. at United Nations:** 13.3%

**Fiscal 1987 U.S. Foreign Assistance (Actual Obligations)**

**Economic:** none

**Military:** none

## **MILITARY**

**1987 Military Budget:** US\$ 5,470,000,000

**Increase over 1986:** -5.6%

**Expenditure as a percentage of GNP:** 2%

**Percentage of Government Spending:** 9%

**Total Regular Forces:** 3,200,000

**Army:** 2,300,000

**Reserves:** 4,400,000

**Navy:** 340,000

**Airforce:** 470,000

**Combat Aircraft:** 6180

**Naval Vessels:** 2 Ballistic Missile Submarines, 3 Cruise Missile Submarines, 112 Attack Submarines, 20 Destroyers, 33 Frigates, 13 Patrol Escorts, 81 Large Patrol Craft, 89 Coastal/River Patrol Craft, 233 Fast-Attack Craft (missile), 355 Fast-Attack Craft (gun), 190 Fast-Attack Craft (torpedo), 33 Minesweepers.

**Security Alliance with U.S.:** none

**U.S. Military Installations:** none

**U.S. Military Personnel:** none

**Armed Opposition Groups:** none

## **INVESTMENT**

**1986 U.S. Direct Investment:** US\$ 213,000,000

**1986 PRC Direct Investment in the U.S.:** US\$ 10,000,000

## CHINA, REPUBLIC OF (TAIWAN)

### LAND

Area: 13,814 square miles

Cultivated: 25%

Forest: 64%

Pasture: 5%

Resources: small deposits of coal, natural gas, limestone marble, asbestos

### POPULATION

1987 Estimate: 19,768,035

Annual Population Growth: 1.24%

Projected Population in 2000: 22,300,000

Life Expectancy: 72.4 years

Literacy: 94%

Infant Mortality: 8.9

Ethnic Divisions: Taiwanese: 84%, Mainland Chinese: 14%, Aboriginal: 2%

Religions: Buddhist, Confucian and Taoist: 93%, Christian: 4.5%

Workforce: 7,700,000

Commerce and Services: 35.3%

Manufacturing: 33.8%

Agriculture and Fishing: 17%

Construction: 6.8%

Government and Public Authorities: 7%

Students: Primary: 2,360,000

Secondary: 1,680,000

Tertiary: 442,648

### ECONOMY

Economic System: free enterprise

Currency: New Taiwan Dollar, 1 US\$ = 28.8 NT\$

Major Industries: textiles, clothing, chemicals, electronics, food processing, plywood, sugar milling, cement, shipbuilding

Major Agricultural Products: rice, sweet potatoes, sugarcane, bananas, pineapples, citrus fruits

Major Imports: machinery and equipment, crude oil, chemicals, chemical products, basic metals, foodstuffs, machine tools

Major Exports: textiles, electronic machinery, general machinery, telecommunications equipment, basic metals, foodstuffs, plywood

Per Capita GNP: US\$ 4,925 (1987)

#### Economic Statistics (Billions of US\$, percentages where appropriate)

	1981	1982	1983	1984	1985	1986	1987
GNP	49.3	51.0	54.1	57.7	60.08	73.25	97.20
GNP Growth	5.5%	3.8%	7.5%	10.9%	4.3%	10.8%	11.5%
CPI Rise	16.3%	3.1%	1.4%	0.0%	-0.2%	0.7%	0.35%
Exports	22.52	22.09	25.09	30.42	30.69	39.8	52.100
to U.S.	8.631	9.586	12.110	16.088	17.761	21.252	26.407
Imports	21.13	18.81	20.31	21.99	20.12	24.2	33.000
from U.S.	4.304	4.367	4.667	5.003	4.699	5.524	7.413

The Republic of China is the 5th largest U.S. trading partner.



## **POLITICAL**

**Official Name of Country:** REPUBLIC OF CHINA

**Capital:** Taipei

**Type of Government:** One-Party Dominant Republic

**Type of Chief of State:** President

**Name of Chief of State:** LEE Teng-hui

**Name of Head of Government:** Prime Minister YU Kuo-hwa

**Foreign Minister:** DING Mou-shih

**1987 Freedom House Index (1 is most free, 7 is least)**

**Political Freedom:** 5

**Civil Liberties:** 4

**Status of Freedom:** Partly Free

**1987 Voting with U.S. at United Nations:** Not a member of the General Assembly

**Fiscal 1987 U.S. Foreign Assistance (Actual Obligations)**

**Economic:** none

**Military:** none

## **MILITARY**

**1987/8 Military Budget:** US\$ 5,660,000,000

**Increase over 1986/7:** 24.66%

**Expenditure as a percentage of GNP:** 8.4%

**Percentage of Government Spending:** 35.3%

**Total Regular Forces:** 424,000

**Army:** 270,000

**Reserves:** 1,457,500

**Navy:** 77,000

**Airforce:** 77,000

**Combat Aircraft:** 562

**Naval Vessels:** 4 Attack Submarines, 26 Destroyers, 9 Frigates, 4 Corvettes, 57

Fast-Attack Craft (missile), 28 Patrol Craft, 13 Minesweepers

**Security Alliance with U.S.:** 1954 Mutual Defense Treaty (abrogated by President Carter in 1979), security guarantees in the 1979 Taiwan Relations Act.

**U.S. Military Installations:** none

**U.S. Military Personnel:** none

**Armed Opposition Groups:** none

## **INVESTMENT**

**1987 U.S. Direct Investment:** US\$ 1,312,000,000

**1987 ROC Direct Investment in the U.S.:** US\$ 138,000,000

## FIJI

### LAND

Area: 7,056 square miles

Cultivated: 15%

Resources: timber, fish, gold, copper

Forest: 65%

Pasture: 3%

### POPULATION

1987 Estimate: 727,902

Annual Population Growth: 2.25%

Projected Population in 2000: 900,000

Life Expectancy: 72 years

Literacy: 80%

Infant Mortality: 18.5

Ethnic Divisions: Indian: 50%, Fijian: 45%, others: 5%

Religions: Christian: 49%, Hindu: 40%, Muslim, others: 11%

Workforce: 81,000

Commerce and Services: 12.4%

Manufacturing: 6.0%

Agriculture and Fishing: 50%

Construction: 2.6%

Government and Public Authorities: 11.1%

Students: Primary: 131,221

Secondary: 42,206

Tertiary: 3,940

### ECONOMY

Economic System: free enterprise

Currency: Fiji dollar (100 cents), 1 US\$ = 1.51 F\$

Major Industries: sugar refining, tourism, gold, lumber, small industries

Major Agricultural Products: sugar, copra, ginger, rice

Major Imports: manufactured goods, machinery, foodstuffs, fuel

Major Exports: sugar, copra

Per Capita GNP: US\$ 1,254 (1986)

#### Economic Statistics (Billions of US\$, percentages where appropriate)

	1981	1982	1983	1984	1985	1986	1987
GNP	1.254	1.212	1.139	1.249	1.201	1.200	1.170
GNP Growth	6.0%	-1.1%	-4.4%	9.4%	-3.0%	1.8%	11.0%
CPI Rise	11.2%	7.0%	6.8%	5.3%	4.4%	1.8%	5.7%
Exports	0.311	0.283	0.239	0.255	0.229	0.246	0.280
to U.S.	0.032	0.027	0.020	0.025	0.011	0.012	0.055
Imports	0.631	0.509	0.484	0.449	0.441	0.379	0.390
from U.S.	0.045	0.019	0.019	0.018	0.018	0.018	0.020

Fiji is a minor U.S. trading partner.

## **POLITICAL**

**Official Name of Country:** FIJI

**Capital:** Suva

**Type of Government:** Republic

**Type of Chief of State:** President

**Name of Chief of State:** Ratu Sir Penaia GANILAU

**Name of Head of Government:** Prime Minister Ratu Sir Kamises MARA

**Foreign Minister:** Filipe BOLE

**1987 Freedom House Index (1 is most free, 7 is least)**

**Political Freedom:** 6

**Civil Liberties:** 5

**Status of Freedom:** Partly Free

**1987 Voting with U.S. at United Nations:** 20.0%

**Fiscal 1987 U.S. Foreign Assistance (Actual Obligations)**

**Economic:** US\$ 1,802,000 (U.S. Assistance was frozen in 1987 after Lt. Col. Rabuka's coup)

**Military:** US\$ 82,000

## **MILITARY**

**1987 Military Budget:** US\$ 12,940,000

**Increase over 1986:** -10.26%

**Expenditure as a percentage of GNP:** 1.17%

**Percentage of Government Spending:** 4.04%

**Total Regular Forces:** 2,600

**Army:** 2,500

**Reserves:** 5,000

**Navy:** 100

**Airforce:** 0

**Combat Aircraft:** none

**Naval Vessels:** 3 Minesweepers

**Security Alliance with U.S.:** none

**U.S. Military Installations:** none

**U.S. Military Personnel:** none

**Australian Military Personnel:** small number of advisors

**Armed Opposition Groups:** none, but military coups remain a constant threat

## **INVESTMENT**

**1987 U.S. Direct Investment:** na

**1987 Fijian Direct Investment in the U.S.:** na

## HONG KONG

### LAND

Area: 404 square miles

Cultivated: 8.8%

Resources: none

Forest: 12%

Pasture: 1%

### POPULATION

1987 Estimate: 5,608,610

Annual Population Growth: 1.32%

Projected Population in 2000: 6,400,000

Life Expectancy: 75 years

Literacy: 75%

Infant Mortality: 7.5

Ethnic Divisions: Chinese: 98%, other: 2%

Religions: local religions: 90%, Christian: 10%

Workforce: 2,775,000

Commerce and Services: 37.3%

Manufacturing: 33.8%

Agriculture and Fishing: 1.6%

Construction: 8.0%

Government and Public Authorities: 18%

Students: Primary: 531,993

Secondary: 455,738

Tertiary: 32,831

### ECONOMY

Economic System: free enterprise

Currency: Hong Kong Dollar (100 cents), 1 US\$ = 7.8 HK\$

Major Industries: textiles and clothing, tourism, electronics, plastics, toys, watches and clocks

Major Agricultural Products: small amounts of rice and vegetables

Major Imports: raw materials and semi-manufactured goods, fuel, consumer goods, capital goods, foodstuffs

Major Exports: many re-exports: clothing and textiles, electrical apparatus, electronics, footwear, machinery, telecommunications

Per Capita GNP: US\$ 8,227 (1987)

#### Economic Statistics (Billions of US\$, percentages where appropriate)

	1981	1982	1983	1984	1985	1986	1987
GNP	24.6	30.4	28.2	31.85	34.1	38.43	46.17
GNP Growth	9.4%	2.4%	5.2%	6.0%	0.6%	8.7%	14.6%
CPI Rise	13.8%	10.6%	9.9%	8.5%	3.4%	3.6%	5.5%
Exports	21.796	20.996	21.953	28.318	30.185	35.452	48.461
to U.S.	5.757	5.895	6.824	8.899	8.994	9.474	10.490
Imports	24.694	23.544	24.011	28.563	29.705	35.379	48.448
from U.S.	2.635	2.452	2.563	3.062	2.786	3.030	3.983

Hong Kong is the 10th largest U.S. trading partner.

## **POLITICAL**

**Official Name of Country:** BRITISH CROWN COLONY OF HONG KONG

**Capital:** Victoria

**Type of Government:** British Dependent Territory, scheduled to revert to Chinese control in 1997

**Type of Chief of State:** British Monarch

**Name of Chief of State:** Queen Elizabeth II

**Name of Head of Government:** Sir David WILSON

**Foreign Minister:** under the auspices of Britain

**1987 Freedom House Index (1 is most free, 7 is least)**

**Political Freedom:** 4

**Civil Liberties:** 2

**Status of Freedom:** Partly Free

**1987 Voting with U.S. at United Nations:** Not a member of the United Nations

**Fiscal 1987 U.S. Foreign Assistance (Actual Obligations)**

**Economic:** none

**Military:** none

## **MILITARY**

**1987 Military Budget:** US\$ 208,000,000

**Increase over 1986:** 9.9%

**Expenditure as a percentage of GNP:** 0.6%

**Percentage of Government Spending:** 3.8%

**Total Regular Forces:** 6,666 (combined British, Gurkha, and Chinese)

**Army:** 5,729

**Reserves:** 1,335

**Navy:** 668

**Airforce:** 269

**Combat Aircraft:** none

**Naval Vessels:** 5 Patrol Craft, plus 12 Patrol Boats in local service

**Security Alliance with U.S.:** none

**U.S. Military Installations:** none

**U.S. Military Personnel:** none

**British Military Personnel:** 5,792 Army (British 1,842, Gurkha 3,950); 272 Navy/Marines; 269 RAF

**Armed Opposition Groups:** none

## **INVESTMENT**

**1987 U.S. Direct Investment:** US\$ 5,453,000,000

**1987 Hong Kong Direct Investment in the U.S.:** US\$ 699,000,000



## INDIA

### LAND

Area: 1,269,420 square miles

Cultivated: 50.3%

Forest: 11.3%

Pasture: 4.5%

Resources: coal, iron ore, manganese, bauxite, chromite, natural gas

### POPULATION

1987 Estimate: 800,325,817

Annual Population Growth: 2.07%

Projected Population in 2000: 1,013,300,000

Life Expectancy: 55 years

Literacy: 36%

Infant Mortality: 101

Ethnic Divisions: Indo-Aryan: 72%, Dravidan: 25%, Mongoloid and other: 3%

Religions: Hindu: 83.5%, Muslim: 11%, Christian: 2.6%, Sikh: 2%, Buddhist: 0.7%, other: 0.2%

Workforce: 292,000

Commerce and Services: 10.5%

Manufacturing: 6.5%

Agriculture and Fishing: 52.3%

Construction: 7.2%

Government and Public Authorities: 6.5%

Students: Primary: 123,900,000

Secondary: 19,700,000

Tertiary: 3,700,000

### ECONOMY

Economic System: regulated free enterprise

Currency: Rupee (100 paise), 1 US\$ = 15.0 Rs.

Major Industries: textiles, food processing, steel, machinery, transportation equipment, cement, jute manufactures

Major Agricultural Products: rice, cereals, pulses, oilseeds, cotton, jute, sugarcane, tobacco, tea, coffee

Major Imports: machinery and transportation equipment, petroleum edible oils, fertilizer

Major Exports: engineering goods, textiles, clothing, tea

Per Capita GNP: US\$ 260 (1986)

#### Economic Statistics (Billions of US\$, percentages where appropriate)

	1981	1982	1983	1984	1985	1986	1987
GNP	99.02	114.55	126.55	136.93	165.80	172.48	189.7
GNP Growth	5.8%	3.6%	7.6%	3.6%	3.7%	5.1%	2.5%
CPI Rise	13.0%	7.9%	11.9%	8.3%	5.1%	8.9%	7.5%
Exports	6.827	9.754	9.814	10.621	10.050	10.317	11.9
to U.S.	1.325	1.522	2.334	2.737	2.478	2.465	2.725
Imports	14.55	15.975	15.964	17.587	17.555	18.830	21.4
from U.S.	1.748	1.599	1.828	1.570	1.642	1.536	1.463

India is the 26th largest U.S. trading partner.

## **POLITICAL**

**Official Name of Country:** REPUBLIC OF INDIA

**Capital:** New Dehli

**Type of Government:** Federal Republic

**Type of Chief of State:** President

**Name of Chief of State:** R. VENKATARAMANAN

**Name of Head of Government:** Prime Minister Rajiv GANDHI

**Foreign Minister:** same

**1987 Freedom House Index (1 is most free, 7 is least)**

**Political Freedom:** 2

**Civil Liberties:** 3

**Status of Freedom:** Free

**1987 Voting with U.S. at United Nations:** 8.4%

**Fiscal 1987 U.S. Foreign Assistance (Actual Obligations)**

**Economic:** US\$ 137,753,000

**Military:** US\$ 270,000

## **MILITARY**

**1987 Military Budget:** US\$ 9,730,000,000

**Increase over 1986:** 22.08%

**Expenditure as a percentage of GNP:** 3.5%

**Percentage of Government Spending:** 20.9%

**Total Regular Forces:** 1,262,000

**Army:** 1,100,000

**Reserves:** 200,000

**Navy:** 47,000

**Airforce:** 115,000

**Combat Aircraft:** 722

**Naval Vessels:** 1 Cruise Missile Submarine, 11 Attack Submarines, 2 Aircraft Carriers, 21 Frigates, 4 Corvettes, 14 Fast-Attack Craft (missile), 9 Patrol Craft, 18 Minehunters

**Security Alliance with U.S.:** none

**U.S. Military Installations:** none

**Soviet Military Personnel:** 200 advisors and technicians

**Armed Opposition Groups:** Khalikistan Commando Force (Sikh separatists); Gurkha National Liberation Front, relatively inactive groups in Manipur, Nagaland, Tripura, and Mizoram

## **INVESTMENT**

**1987 U.S. Direct Investment:** US\$ 466,000,000

**1987 Indian Direct Investment in the U.S.:** US\$ 11,000,000

## INDONESIA

### LAND

**Area:** 741,101 square miles

**Cultivated:** 14%

**Forest:** 67%

**Pasture:** 7%

**Resources:** oil, tin, natural gas, nickel, timber, bauxite, copper

### POPULATION

**1987 Estimate:** 180,425,534

**Annual Population Growth:** 2.05%

**Projected Population in 2000:** 219,800,000

**Life Expectancy:** 54 years

**Literacy:** 62%

**Infant Mortality:** 88

**Ethnic Divisions:** Javanese: 45%, Sundanese: 14%, Madurese: 7.5%, Coastal Malay: 7.5%, other: 26%

**Religions:** Muslim: 88%, Protestant: 6%, Catholic: 3%, Hindu: 2%

**Workforce:** 63,820,000

**Commerce and Services:** 18.21%

**Manufacturing:** 9.08%

**Agriculture and Fishing:** 53.49%

**Construction:** 3.27%

**Government and Public Authorities:** 13.02%

**Students: Primary:** 30,800,000

**Secondary:** 9,760,000

**Tertiary:** 1,270,000

### ECONOMY

**Economic System:** free enterprise

**Currency:** Rupee (100 paise), 1 US\$ = 1,550 Rs.

**Major Industries:** petroleum, textiles, mining, cement, chemical fertilizer, timber

**Major Agricultural Products:** rice, cassava, rubber, copra

**Major Imports:** rice, wheat, flour, cereals, textiles, chemicals iron and steel products, machinery, transport equipment

**Major Exports:** petroleum, liquified natural gas, timber, rubber, coffee, tin, palm oil, tea, copper

**Per Capita GNP:** US\$ 530 (1986)

#### Economic Statistics (Billions of US\$, percentages where appropriate)

	1981	1982	1983	1984	1985	1986	1987
<b>GNP</b>	85.518	90.159	81.052	83.741	87.616	94.2	104.0
<b>GNP Growth</b>	7.9%	2.2%	4.2%	6.5%	1.6%	1.9%	3.0%
<b>CPI Rise</b>	12.2%	9.5%	11.8%	10.5%	4.7%	6.04%	8.0%
<b>Exports</b>	23.810	22.329	21.146	21.881	18.580	14.824	17.601
<b>to U.S.</b>	6.413	4.509	5.657	5.867	4.933	3.657	3.719
<b>Imports</b>	13.270	16.859	16.351	13.880	10.226	10.724	13.100
<b>from U.S.</b>	1.302	2.025	1.466	1.216	0.795	0.946	0.767

Indonesia is the 24th largest U.S. trading partner.

## **POLITICAL**

**Official Name of Country:** REPUBLIC OF INDONESIA

**Capital:** Jakarta

**Type of Government:** Republic

**Type of Chief of State:** President

**Name of Chief of State:** Suharto

**Name of Head of Government:** same

**Foreign Minister:** Mochtar KUSAMAATMADJA

**1987 Freedom House Index (1 is most free, 7 is least)**

**Political Freedom:** 5

**Civil Liberties:** 6

**Status of Freedom:** Partly Free

**1987 Voting with U.S. at United Nations:** 11.2%

**Fiscal 1987 Foreign Assistance (Actual Obligations)**

**Economic:** US\$ 128,255,000

**Military:** US\$ 12,000,000

## **MILITARY**

**1987 Military Budget:** US\$ 1,330,000,000

**Increase over 1986:** -18.90%

**Expenditure as a Percentage of GNP:** 2.4% (est.)

**Percentage of Government Spending:** 11.8%

**Total Regular Forces:** 284,000

**Army:** 216,000

**Reserves:** 800,000

**Navy:** 42,000

**Airforce:** 26,000

**Combat Aircraft:** 98

**Naval Vessels:** 2 Attack Submarines, 12 Frigates, 3 Corvettes, 4 Fast-Attack Craft (missile), 2 Fast-Attack Craft (torpedo), 2 Fast-Attack Craft (patrol), 30 Patrol Craft, 2 Minesweepers

**Security Alliance with U.S.:** none

**U.S. Military Installations:** none

**U.S. Military Personnel:** none

**Australian Military Personnel:** small number of advisors

**Armed Opposition Groups:** Revolutionary Front for an Independent East Timor, 1,500;  
Free Papua Movement, 100

## **INVESTMENT**

**1987 U.S. Direct Investment:** US\$ 3,929,000,000

**1987 Indonesian Direct Investment in the U.S.:** US\$ 40,000,000

## JAPAN

### LAND

Area: 147,470 square miles

Cultivated: 15.5%

Forest: 66.4%

Pasture: 1.7%

Resources: negligible mineral resources, fish

### POPULATION

1987 Estimate: 122,124,293

Annual Population Growth: 0.55%

Projected Population in 2000: 126,600,000

Life Expectancy: 77 years

Literacy: 99%

Infant Mortality: 5.5

Ethnic Divisions: Japanese: 99.4%, other (mostly Korean): .6%

Religions: Shinto and Buddhist: 84%, Christian: 0.8%, other: 15.2%

Workforce: 58,500,000

Commerce and Services: 53.9%

Manufacturing: 24.7%

Agriculture and Fishing: 8.5%

Construction: 9.1%

Government and Public Authorities: 3.4%

Students: Primary: 10,200,000

Secondary: 6,100,000

Tertiary: 5,400,000

### ECONOMY

Economic System: free enterprise

Currency: Yen (¥), 1 US\$ = 124 ¥

Major Industries: machinery, autos, metallurgy, engineering, electrical and electronics, textiles, chemicals

Major Agricultural Products: rice, sugar, vegetables, fruit, fish

Major Imports: fuel, manufactures, foodstuffs, machinery, wood, coal

Major Exports: machinery and equipment, motor vehicles, metals, chemicals, textiles

Per Capita GNP: US\$ 16,103 (1986)

#### Economic Statistics (Billions of US\$, percentages where appropriate)

	1981	1982	1983	1984	1985	1986	1987
GNP	1164.4	1082.7	1181.2	1257.1	1331.5	1983.7	2384.5
GNP Growth	3.7%	3.1%	3.2%	5.1%	4.5%	2.5%	4.2%
CPI Rise	4.9%	2.6%	1.8%	2.3%	2.0%	0.6%	0.1%
Exports	151.500	138.443	146.982	169.748	177.189	210.804	229.100
to U.S.	39.904	39.931	43.559	60.371	72.380	85.456	88.07
Imports	142.868	131.566	126.520	136.142	130.516	127.660	149.200
from U.S.	21.823	20.966	21.894	23.575	22.630	26.881	28.25

Japan is the 2nd largest U.S. trading partner.

## **POLITICAL**

**Official Name of Country:** JAPAN

**Capital:** Tokyo

**Type of Government:** Constitutional Monarchy

**Type of Chief of State:** Emperor

**Name of Chief of State:** HIROHITO

**Name of Head of Government:** Prime Minister Noboru TAKESHITA

**Foreign Minister:** Sosuke UNO

**1987 Freedom House Index (1 is most free, 7 is least)**

**Political Freedom:** 1

**Civil Liberties:** 1

**Status of Freedom:** Free

**1987 Voting with U.S. at United Nations:** 60.0%

**Fiscal 1987 Foreign Assistance (Actual Obligations)**

**Economic:** none

**Military:** none

## **MILITARY**

**1987 Military Budget:** US\$ 24,000,000,000

**Increase over 1986:** 14.66%

**Expenditure as a Percentage of GNP:** 1.1%

**Percentage of Government Spending:** 6.5%

**Total Regular Forces:** 246,000

**Army:** 156,000

**Reserves:** 44,900

**Navy:** 45,000

**Airforce:** 45,000

**Combat Aircraft:** 473

**Naval Vessels:** 15 Attack Submarines, 36 Destroyers, 18 Frigates, 5 Fast-Attack Craft (torpedo), 10 Patrol Craft, 45 Mine Counter-Measure Vessels

**Security Alliance with U.S.:** Mutual cooperation and security treaties 1951, 1960

**U.S. Military Installations:** Yokosuka Naval Base, Yokohama Naval Base, Atsugi Naval

Air Facility, Sasebo Naval Base, Futenma (Marines), Iwakuni Marine Air Base, Misawa Air Base, Kadena Air Base, Yokota Air Base, Camp Zama (Army), Camp Courtney (Marines), Camp Hansen (Marines), Camp Schwab (Marines), Zukeran Marine Air Base, Makiminato (Army), Atsugi Naval Air Facility, Kamiseya (Navy)

**U.S. Military Personnel:** 2,400 Army, 8,100 Navy, 16,200 Air Force, 38,150 Marines

**Armed Opposition Groups:** none

## **INVESTMENT**

**1987 U.S. Direct Investment:** US\$ 14,278,000,000

**1987 Japanese Direct Investment in the U.S.:** US\$ 33,361,000,000



## KIRIBATI

### LAND

Area: 266 square miles

Cultivated: 5%

Forest: 3%

Pasture: 0%

Resources: copra, fish

### POPULATION

1987 Estimate: 64,441

Annual Population Growth: 1.82%

Projected Population in 2000: na

Life Expectancy: na

Literacy: 90%

Ethnic Divisions: Micronesian: 100%

Religions: Catholic: 48%, Protestant: 45%, other: 7%

Workforce: 7,870

Commerce and Services: na

Manufacturing: na

Agriculture and Fishing: na

Construction: na

Government and Public Authorities: na

Students: na

### ECONOMY

Economic System: free enterprise

Currency: Australian dollar, (100 cents), 1 US\$ = 1.383 A\$

Major Industries: fishing

Major Agricultural Products: copra, subsistence vegetables, coconuts, melons, bananas

Major Imports: foodstuffs, fuel, transportation equipment

Major Exports: copra, fish

Per Capita GNP: US\$ 410 (1985)

#### Economic Statistics (Billions of US\$, percentages where appropriate)

	1981	1982	1983	1984	1985	1986	1987
GNP	na	na	na	25.0	25.8	na	na
GNP Growth	na	na	na	na	na	na	na
CPI Rise	na	na	na	na	na	na	na
Exports	2.0	2.0	4.0	11.0	4.0	4.1	na
to U.S.	na	na	na	na	na	na	na
Imports	11.03	23.0	20.0	21.0	18.0	32.64	na
from U.S.	na	na	na	na	na	na	na

Kiribati is a minor U.S. trading partner.

## **POLITICAL**

**Official Name of Country:** REPUBLIC OF KIRIBATI

**Capital:** Tarawa

**Type of Government:** Republic

**Type of Chief of State:** President

**Name of Chief of State:** Ieremia T. TABAI

**Name of Head of Government:** same

**Foreign Minister:** same

**1987 Freedom House Index (1 is most free, 7 is least)**

**Political Freedom:** 1

**Civil Liberties:** 2

**Status of Freedom:** Free

**1987 Voting with U.S. at United Nations:** Not a member of the United Nations

**Fiscal 1987 Foreign Assistance (Actual Obligations)**

**Economic:** US\$ 242,000

**Military:** none

## **MILITARY**

Kiribati has no military forces.

**Security Alliance with U.S.:** none

**U.S. Military Installations:** none

**U.S. Military Personnel:** none

**Armed Opposition Groups:** none

## **INVESTMENT**

**1987 U.S. Direct Investment:** na

**1987 Kiribati Direct Investment in the U.S.:** na

## KOREA, NORTH

### LAND

**Area:** 47,077 square miles

**Cultivated:** 19%

**Forest:** 74%

**Pasture:** 1%

**Resources:** coal, lead, tungsten, zinc, graphite, magnesite, iron, copper, gold, phosphates, salt, fluorspar, hydroelectric power

### POPULATION

**1987 Estimate:** 21,447,977

**Annual Population Growth:** 2.52%

**Projected Population in 2000:** 28,400,000

**Life Expectancy:** 65 years

**Literacy:** 95% (est.)

**Infant Mortality:** 33

**Ethnic Divisions:** Korean: 100%

**Religions:** religious activity almost nonexistent

**Workforce:** 8,100,000

**Commerce and Services:** na

**Manufacturing:** 39%

**Agriculture and Fishing:** 43%

**Construction:** na

**Government and Public Authorities:** 18%

**Students: Primary:** 2,500,000

**Secondary:** 2,500,000

**Tertiary:** 100,000

### ECONOMY

**Economic System:** socialist

**Currency:** Won (100 jon), 1 US\$ = 2.18 Won

**Major Industries:** machine building, electric power, chemicals, mining, metallurgy, textiles, food processing

**Major Agricultural Products:** corn, rice, vegetables

**Major Imports:** petroleum, machinery and equipment, coking coal, grain

**Major Exports:** minerals, metallurgical products, agricultural products, manufactures

**Per Capita GNP:** US\$ 1,123 (1986)

#### Economic Statistics (Billions of US\$, percentages where appropriate)

	1981	1982	1983	1984	1985	1986	1987
<b>GNP</b>	na	17.64	18.16	18.9	19.7	20.1	22.4
<b>GNP Growth</b>	9.8%	3.7%	0.9%	2.7%	4.0%	2.0%	2.0%
<b>CPI Rise</b>	na	na	na	na	na	na	na
<b>Exports</b>	0.682	0.737	0.654	0.693	0.643	0.684	na
<b>to U.S.</b>	0.0	0.0	0.0	0.0	0.0	0.0	0.0
<b>Imports</b>	1.026	1.019	0.981	0.822	0.832	0.820	na
<b>from U.S.</b>	0.0	0.0	0.0	0.0	0.0	0.0	0.0

Trade with North Korea is illegal.

## **POLITICAL**

**Official Name of Country:** DEMOCRATIC PEOPLE'S REPUBLIC OF KOREA

**Capital:** Pyongyang

**Type of Government:** Communist State, one-man rule

**Type of Chief of State:** President

**Name of Chief of State:** KIM Il-Sung

**Name of Head of Government:** same

**Foreign Minister:** KIM Yong Nam

**1987 Freedom House Index (1 is most free, 7 is least)**

**Political Freedom:** 7

**Civil Liberties:** 7

**Status of Freedom:** Not Free

**1987 Voting with U.S. at United Nations:** Not a voting member of the United Nations

**Fiscal 1987 Foreign Assistance (Actual Obligations)**

**Economic:** none

**Military:** none

## **MILITARY**

**1987 Military Budget:** US\$ 4,450,000,000

**Increase over 1986:** 14.98%

**Expenditure as a Percentage of GNP:** 23.8%

**Percentage of Government Spending:** 31%

**Total Regular Forces:** 838,000

**Army:** 750,000

**Reserves:** 540,000 +

**Navy:** 35,000

**Airforce:** 53,000

**Combat Aircraft:** 840

**Naval Vessels:** 27 Attack Submarines, 2 Frigates, 34 Fast-Attack Craft (missile),  
136 Fast-Attack Craft (torpedo), 167 Fast-Attack Craft (gun), 65 Patrol Craft

**Security Alliance with U.S.:** none

**U.S. Military Installations:** none

**U.S. Military Personnel:** none

**Armed Opposition Groups:** none

## **INVESTMENT**

**1987 U.S. Direct Investment:** none

**1987 North Korean Direct Investment in the U.S.:** none

## KOREA, SOUTH

### LAND

Area: 38,211 square miles

Cultivated: 21.6%

Forest: 65.8%

Pasture: 12.6%

Resources: coal, tungsten, graphite, iron ore, limestone, graphite

### POPULATION

1987 Estimate: 41,986,669

Annual Population Growth: 1.53%

Projected Population in 2000: 48,000,000

Life Expectancy: 67 years

Literacy: 93%

Infant Mortality: 30

Ethnic Divisions: Korean: 100%

Religions: Confucianism, Buddhism: 68%, Christian: 28%, other: 4%

Workforce: 15,500,000

Commerce and Services: 22.4%

Manufacturing: 24.7%

Agriculture and Fishing: 23.6%

Construction: 5.7%

Government and Public Authorities: 23.6%

Students: Primary: 4,800,000

Secondary: 4,900,000

Tertiary: 1,100,000

### ECONOMY

Economic System: free enterprise

Currency: Won, 1 US\$ = 740 won

Major Industries: textiles and clothing, food processing, chemicals, steel, electronics, ship building, automobile production

Major Agricultural Products: rice, barley, vegetables, legumes

Major Imports: machinery, oil, steel, transportation equipment, textiles, organic chemicals, grains

Major Exports: textiles and clothing, electrical machinery, footwear, steel, ships, automobiles, fish

Per Capita GNP: US\$ 2,830 (1987)

#### Economic Statistics (Billions of US\$, percentages where appropriate)

	1981	1982	1983	1984	1985	1986	1987
GNP	65.9	69.6	76.0	82.0	86.2	95.0	118.30
GNP Growth	6.9%	5.5%	11.9%	8.4%	5.4%	12.3%	12.6%
CPI Rise	21.3%	7.3%	3.4%	2.3%	2.5%	1.7%	3.0%
Exports	21.271	21.827	24.460	29.259	30.289	35.624	47.281
to U.S.	5.474	6.011	7.657	10.027	10.712	13.497	17.991
Imports	26.155	24.250	26.196	30.628	31.058	33.335	41.020
from U.S.	5.116	5.529	5.925	5.982	5.956	6.354	8.099

South Korea is the 7th largest U.S. trading partner.

## **POLITICAL**

**Official Name of Country:** REPUBLIC OF KOREA

**Capital:** Seoul

**Type of Government:** Republic, with strong executive

**Type of Chief of State:** President

**Name of Chief of State:** ROH Tae Woo

**Name of Head of Government:** same

**Foreign Minister:** CHOI Kwang-Soo

**1987 Freedom House Index (1 is most free, 7 is least)**

**Political Freedom:** 4

**Civil Liberties:** 4

**Status of Freedom:** Partly Free\*

\*The index was compiled prior to the Presidential and National Assembly elections in December 1987 and March 1988, respectively.

**1987 Voting with U.S. at United Nations:** not a voting member

**Fiscal 1987 Foreign Assistance (Actual Obligations)**

**Economic:** none

**Military:** US\$ 2,000,000

## **MILITARY**

**1986 Military Budget:** US\$ 5,110,000,000

**Increase over 1985:** 12.3%

**Expenditure as a Percentage of GNP:** 5.2%

**Percentage of Government Spending:** 31.4%

**Total Regular Forces:** 629,000

**Army:** 542,000

**Reserves:** 1,540,000

**Navy:** 54,000

**Airforce:** 33,000

**Combat Aircraft:** 476

**Naval Vessels:** 1 Attack Submarine, 6 Frigates, 11 Corvettes, 11 Fast-Attack Craft (missile), 127 Patrol Craft, 9 Minesweepers

**Security Alliance with U.S.:** Mutual Cooperation and Security, 1954

**U.S. Military Installations:** Kunsan Air Base, Uijong-Bu HQ, Tongduchon Army Base, Osan Air Base

**U.S. Military Personnel:** 29,100 Army, 11,200 Air Force

**Armed Opposition Groups:** none

## **INVESTMENT**

**1987 U.S. Direct Investment:** US\$ 1,018,000,000

**1987 South Korean Direct Investment in the U.S.:** US\$ 210,000,000



## LAOS

### LAND

Area: 91,428 square miles

Cultivated: 4%

Forest: 58%

Pasture: 3%

Resources: tin, timber, gypsum, hydroelectric power

### POPULATION

1987 Estimate: 3,765,887

Annual Population Growth: 2.17%

Projected Population in 2000: 5,000,000

Life Expectancy: 44 years

Literacy: 85%

Infant Mortality: 122

Ethnic Divisions: Lao: 48%, Kha: 25%, Tribal Thai: 14%, other: 13%

Religions: Buddhist: 50%, Animist and other: 50%

Workforce: 1,850,000

Commerce and Services: 19%

Manufacturing: 6%

Agriculture and Fishing: 75%

Construction: na

Government and Public Authorities: na

Students: Primary: 515,000

Secondary: 128,000

Tertiary: 1,344

### ECONOMY

Economic System: socialist

Currency: Kip, 1 US\$ = 350 Kip

Major Industries: tin mining, timber, coffee, electric power

Major Agricultural Products: rice, corn, vegetables, tobacco, cotton

Major Imports: rice and other foodstuffs, petroleum products, machinery, transportation equipment

Major Exports: electric power, forest products, tin, coffee

Per Capita GNP: US\$ 159 (1986)

#### Economic Statistics (Millions of US\$, percentages where appropriate)

	1981	1982	1983	1984	1985	1986	1987
GNP	na	475.7	534.2	530.0	600.0	na	na
GNP Growth	na	na	na	na	na	na	na
CPI Rise	na	na	na	20.0%	20.0%	20.0%	20.0%
Exports	16.914	25.664	25.527	12.595	17.989	14.234	na
to U.S.	1.001	1.456	2.546	2.001	0.455	0.3	1.1
Imports	84.796	88.062	92.721	49.590	64.247	69.678	na
from U.S.	0.330	0.440	0.110	0.110	0.220	0.1	0.3

Laos is a very minor U.S. trading partner.

## **POLITICAL**

**Official Name of Country:** LAO PEOPLE'S DEMOCRATIC REPUBLIC

**Capital:** Vientiane

**Type of Government:** Communist State

**Type of Chief of State:** President

**Name of Chief of State:** Phoumi VONGVICHIT (acting)

**Name of Head of Government:** General Secretary Kaysone PHOMVIHAN

**Foreign Minister:** Phoun SIPASEUTH

**1987 Freedom House Index (1 is most free, 7 is least)**

**Political Freedom:** 7

**Civil Liberties:** 7

**Status of Freedom:** Not Free

**1987 Voting with U.S. at United Nations:** 8.1%

**Fiscal 1987 Foreign Assistance (Actual Obligations)**

**Economic:** none

**Military:** none

## **MILITARY**

**1987 Military Budget:** na

**Increase over 1986:** na

**Expenditure as a Percentage of GNP:** na

**Percentage of Government Spending:** na

**Total Regular Forces:** 55,500

**Army:** 52,500

**Reserves:** na

**Navy:** 1,000

**Airforce:** 2,000

**Combat Aircraft:** 34

**Naval Vessels:** 14 River Patrol Craft

**Security Alliance with U.S.:** none

**U.S. Military Installations:** none

**Soviet Military Personnel:** 500 advisors

**Vietnamese Military Personnel:** 50,000 troops

**Armed Opposition Groups:** United Lao National Liberation Front, 2,000

## **INVESTMENT**

**1987 U.S. Direct Investment:** na

**1987 Laotian Direct Investment in the U.S.:** na

## MACAU

### LAND

Area: 6.17 square miles

Cultivated: 2%

Resources: none

Forest: 5%

Pasture: 0%

### POPULATION

1987 Estimate: 437,822

Annual Population Growth: 5.53%

Projected Population in 2000: 600,000

Life Expectancy: 68 years

Literacy: 90%

Infant Mortality: 12

Ethnic Divisions: Chinese: 98%, Portuguese: 2%

Religions: mainly Buddhist, Catholic: 4%

Workforce: 190,000

Commerce and Services: 34%

Manufacturing: 45%

Agriculture and Fishing: 6%

Construction: 8%

Government and Public Authorities: 7%

Students: Primary: 32,000

Secondary: 13,000

Tertiary: 4,000

### ECONOMY

Economic System: free enterprise

Currency: Pataca, 1 US\$ = 8 Pataca

Major Industries: textiles, toys, plastic products, gambling, furniture

Major Agricultural Products: rice, vegetables

Major Imports: foodstuffs

Major Exports: textiles and clothing, toys

Per Capita GNP: US\$ 2,800 (1986)

#### Economic Statistics (Millions of US\$, percentages where appropriate)

	1981	1982	1983	1984	1985	1986	1987
GNP	na	na	788.1	979.8	1030.0	1137.7	na
GNP Growth	na	8.0%	8.0%	8.0%	2.5%	6.2%	na
CPI Rise	na	na	na	11.1%	2.07%	1.7%	na
Exports	700.42	720.84	755.04	910.59	907.09	1033.55	na
to U.S.	166.8	217.7	246.4	399.0	370.1	444.5	548.7
Imports	716.10	713.29	724.16	793.32	775.68	874.31	na
from U.S.	1.0	13.6	0.6	1.7	1.2	2.7	5.4

Macau is a minor U.S. trading partner.

**POLITICAL**

**Official Name of Country:** MACAU  
**Capital:** Macau  
**Type of Government:** Chinese Territory under Portuguese Administration  
**Type of Chief of State:** Governor  
**Name of Chief of State:** Carlos MELANCIA  
**Name of Head of Government:** same  
**Foreign Minister:** Portugal is responsible for foreign affairs.

**1987 Freedom House Index (1 is most free, 7 is least)**  
**Political Freedom:** 3                      **Civil Liberties:** 4  
**Status of Freedom:** Partly Free  
**1987 Voting with U.S. at United Nations:** not a member

**Fiscal 1987 Foreign Assistance (Actual Obligations)**  
**Economic:** none  
**Military:** none

**MILITARY**

Defense is the responsibility of Portugal.  
**1985 Military Expenditure:** US\$ 24,900,000  
**Increase over 1984:** 144%  
**Expenditure as Percentage of GNP:** 2.5%  
**Percent of Government Spending:** 11.1%

**Total Regular Forces:** na  
**Army:** na                                      **Reserves:** na  
**Navy:** na                                      **Airforce:** na

**Aircraft:** na  
**Naval Vessels:** na

**Security Alliance with U.S.:** none  
**U.S. Military Installations:** none  
**U.S. Military Personnel:** none  
**Armed Opposition Groups:** none

**INVESTMENT**

**1987 U.S. Direct Investment:** na  
**1987 Macau Direct Investment in the U.S.:** na

## MALAYSIA

### LAND

Area: 127,316 square miles

Cultivated: 14.3%

Forest: 70%

Pasture: 1%

Resources: tin, petroleum, timber, copper, iron, palm oil, rubber

### POPULATION

1987 Estimate: 16,068,516

Annual Population Growth: 2.08%

Projected Population in 2000: 20,200,000

Life Expectancy: 70

Literacy: 65%

Infant Mortality: 30

Ethnic Divisions: Malay: 59%, Chinese: 32%, Indian: 9%

Religions: Muslim, Buddhist, Hindu, other

Workforce: 5,570,000

Commerce and Services: 22.9%

Manufacturing: 14.5%

Agriculture and Fishing: 35.1%

Construction: 6.6%

Government and Public Authorities: 15.0%

Students: Primary: 2,230,000

Secondary: 1,320,000

Tertiary: 48,655

### ECONOMY

Economic System: free enterprise

Currency: Ringgit (Malaysian dollar), 1 US\$ = 2.495 M\$

Major Industries: rubber and palm oil processing and manufacturing  
tin mining, logging, petroleum production, electronics

Major Agricultural Products: natural rubber, palm oil, rice, coconuts, pepper

Major Imports: machinery and transport equipment, manufactured goods, crude  
petroleum, food

Major Exports: natural rubber, palm oil, tin, timber, petroleum, light manufactures

Per Capita GNP: US\$ 1,636 (1986)

#### Economic Statistics (Billions of US\$, percentages where appropriate)

	1981	1982	1983	1984	1985	1986	1987
GNP	25.09	26.84	30.11	33.97	31.41	26.32	29.80
GNP Growth	7.1%	5.6%	5.9%	7.3%	-1.5%	1.0%	4.7%
CPI Rise	9.7%	5.8%	3.7%	3.9%	0.3%	1.5%	0.8%
Exports to U.S.	11.773 2.272	12.044 1.959	14.128 2.205	16.563 2.825	15.408 2.399	13.832 2.534	17.817 3.053
Imports from U.S.	11.581 1.537	12.409 1.736	13.241 1.684	14.057 1.856	12.301 1.539	10.819 1.730	12.670 1.897

Malaysia is the 23rd largest U.S. trading partner.

## **POLITICAL**

**Official Name of Country:** MALAYSIA

**Capital:** Kuala Lumpur

**Type of Government:** Federal Constitutional Monarchy

**Type of Chief of State:** King, elected by hereditary Sultans

**Name of Chief of State:** TUANKA Mahmood Iskandar Al-Haj Mohamad al-Marhum

Sultan Ismail

**Name of Head of Government:** Prime Minister Dr. MAHATHIR bin Mohamad

**Foreign Minister:** Abu Hassan OMOR

**1987 Freedom House Index (1 is most free, 7 is least)**

**Political Freedom:** 3

**Civil Liberties:** 5

**Status of Freedom:** Partly Free

**1987 Voting with U.S. at United Nations:** 13.5%

**Fiscal 1987 Foreign Assistance (Actual Obligations)**

**Economic:** none

**Military:** US\$ 1,000,000

## **MILITARY**

**1987 Military Budget:** US\$ 850,980,000

**Increase over 1986:** -14.9%

**Expenditure as a Percentage of GNP:** 4.6%

**Percentage of Government Spending:** 11.9%

**Total Regular Forces:** 113,000

**Army:** 90,000

**Reserves:** 93,200

**Navy:** 11,000

**Airforce:** 12,000

**Combat Aircraft:** 61

**Naval Vessels:** 4 Frigates, 8 Fast-Attack Craft (missile), 6 Fast-Attack Craft (gun), 22

Large Patrol Craft, 4 Minehunters

**Security Alliance with U.S.:** none

**U.S. Military Installations:** none

**U.S. Military Personnel:** none

**Australian Military Personnel:** Army and RAAF elements, plus a small number of advisors

**Armed Opposition Groups:** Communist Party of Malaya, 1,000; Communist Party of Malaysia (pro-PRC), 700; North Kalimantan Communist Party, 50

## **INVESTMENT**

**1987 U.S. Direct Investment:** US\$ 1,111,000,000

**1987 Malaysian Direct Investment in the U.S.:** US\$ 6,000,000



## MALDIVES

### LAND

Area: 115 square miles

Cultivated: 5.7%

Forest: 3.3%

Pasture: 3%

Resources: fish, coconuts, shells

### POPULATION

1987 Estimate: 195,837

Annual Population Growth: 3.65%

Projected Population in 2000: 300,000

Life Expectancy: 46.5 years

Literacy: 36%

Infant Mortality: 68

Ethnic Divisions: Sinhalese, Dravidan, Arab and African

Religions: Sunni Muslim

Workforce: 66,000

Commerce and Services: na

Manufacturing: 22.5%

Agriculture and Fishing: 30%

Construction: 4.98%

Government and Public Authorities: 4.8%

Students: Primary: 50,000

Secondary: 1,776

Tertiary: 53

### ECONOMY

Economic System: free enterprise

Currency: Rufikaa, 1 US\$ = 7 Rufikaa

Major Industries: fish processing, tourism

Major Agricultural Products: fish, coconuts, fruit, millet

Major Imports: food, manufactured goods, petroleum products, capital goods

Major Exports: fish, shells, apparel and clothing products

Per Capita GNP: US\$ 458 (1986)

#### Economic Statistics (Millions of US\$, percentages where appropriate)

	1981	1982	1983	1984	1985	1986	1987
GNP	49.8	60.21	66.1	76.17	95.8	87.0	na
GNP Growth	8.2%	9.1%	5.8%	4.0%	14.4%	7.0	na
CPI Rise	23.7%	22.0%	na	na	na	na	na
Exports	10.40	13.00	13.10	13.70	23.80	30.10	na
to U.S.	na	na	na	na	a	na	na
Imports	38.00	66.40	66.30	71.80	71.20	79.00	na
from U.S.	na	na	na	na	na	na	na

The Maldives are a minor U.S. trading partner.

## **POLITICAL**

**Official Name of Country:** REPUBLIC OF MALDIVES

**Capital:** Male

**Type of Government:** Republic

**Type of Chief of State:** President

**Name of Chief of State:** Maumoon Abdul GAYOOM

**Name of Head of Government:** same

**Foreign Minister:** Fathulla JAMEEL

**1987 Freedom House Index (1 is most free, 7 is least)**

**Political Freedom:** 5

**Civil Liberties:** 6

**Status of Freedom:** Partly Free

**1987 Voting with U.S. at United Nations:** 8.8%

**Fiscal 1987 Foreign Assistance (Actual Obligations)**

**Economic:** US\$ 500,000

**Military:** US\$ 36,000

## **MILITARY**

**1985 Military Budget:** US\$ 2,700,000

**Increase over 1984:** 50% (est.)

**Expenditure as a Percentage of GNP:** 2.9%

**Percentage of Government Spending:** 11.3%

**Total Regular Forces:** na

**Army:** na

**Reserves:** na

**Navy:** na

**Airforce:** na

**Combat Aircraft:** na

**Naval Vessels:** na

**Security Alliance with U.S.:** none

**U.S. Military Installations:** none

**U.S. Military Personnel:** none

**Armed Opposition Groups:** none

## **INVESTMENT**

**1987 U.S. Direct Investment:** na

**1987 Maldivian Direct Investment in the U.S.:** na

## MONGOLIA

### LAND

Area: 604,247 square miles

Cultivated: 0.7%

Forest: 10.2%

Pasture: 78.8%

Resources: coal, tungsten, copper, molybdenum, gold, tin, nickel, zinc, wolfram, fluorspar

### POPULATION

1987 Estimate: 2,011,066

Annual Population Growth: 2.79%

Projected Population in 2000: 2,800,000

Life Expectancy: 63 years

Literacy: 80%

Infant Mortality: 53

Ethnic Divisions: Khalkaia Mongols: 75%, other Mongols: 8%

Religions: officially atheist, Tibetan Buddhism, local religions, Muslim: 4%

Workforce: 390,000

Commerce and Services: 24.6%

Manufacturing: 23%

Agriculture and Fishing: 10.8%

Construction: 7.4%

Government and Public Authorities: 34.2%

Students: Primary and Secondary: 458,600

Tertiary: 24,500

### ECONOMY

Economic System: socialist

Currency: Tugrick (100 mongo), 1 US\$ = 3.36 Tugrick

Major Industries: cement, knitwear, footwear, meat, coal, textiles, chemicals

Major Agricultural Products: livestock, wheat, oats, barley

Major Imports: petroleum, sheet metal, trucks, fertilizer, paper, clothing, sugar, tea, chemicals

Major Exports: timber, wool, meat, copper, molybdenum, fluorspar, hides

Per Capita GNP: US\$ 880 (1985)

#### Economic Statistics (Millions of US\$, percentages where appropriate)

	1981	1982	1983	1984	1985	1986	1987
GNP	na	na	na	1900.0	2123.0	na	na
GNP Growth	na	na	na	na	na	na	na
CPI Rise	na	na	na	na	na	na	na
Exports	na	523.0	568.0	625.0	618.0	na	na
to U.S.	na	na	1.0	2.0	4.0	1.0	1.5
Imports	na	736.0	864.0	898.0	988.0	na	na
from U.S.	na	na	0.0	0.0	0.05	0.1	0.9

Mongolia is a minor U.S. trading partner.

## **POLITICAL**

**Official Name of Country:** MONGOLIAN PEOPLE'S REPUBLIC

**Capital:** Ulan Bator

**Type of Government:** Communist State

**Type of Chief of State:** General Secretary of the Communist Party

**Name of Chief of State:** Jambyn BATMONH

**Name of Head of Government:** Premier Dumaagiyn SODNOM

**Foreign Minister:** Mangalyn DUGERSUREN

**1987 Freedom House Index (1 is most free, 7 is least)**

**Political Freedom:** 7

**Civil Liberties:** 7

**Status of Freedom:** Not Free

**1987 Voting with U.S. at United Nations:** 9.8%

**Fiscal 1987 Foreign Assistance (Actual Obligations)**

**Economic:** none

**Military:** none

## **MILITARY**

**1985 Military Budget:** US\$ 233,040,000

**Increase over 1984:** 0.79%

**Expenditure as a Percentage of GNP:** 10.99%

**Percentage of Government Spending:** 13.5%

**Total Regular Forces:** 33,500

**Army:** 30,000

**Reserves:** 200,000

**Navy:** 0

**Airforce:** 3,500

**Combat Aircraft:** 17

**Naval Vessels:** 0

**Security Alliance with U.S.:** none

**U.S. Military Installations:** none

**Soviet Military Personnel:** 55,000 troops

**Armed Opposition Groups:** none

## **INVESTMENT**

**1987 U.S. Direct Investment:** na

**1987 Mongolian Direct Investment in the U.S.:** na

## NEPAL

### LAND

Area: 56,136 square miles

Cultivated: 18%

Forest: 29%

Pasture: 13.4%

Resources: quartz, water, timber, hydroelectric potential

### POPULATION

1987 Estimate: 17,814,294

Annual Population Growth: 2.43%

Projected Population in 2000: 24,600,000

Life Expectancy: 46 years

Literacy: 20%

Infant Mortality: 112

Ethnic Divisions: Newars, Indians, Tibetan, Gurungs, Magars, others

Religions: officially Hindu, with Buddhist, Muslim, and Christian groups

Workforce: 7,960,000

Commerce and Services: 0.2%

Manufacturing: 1.3%

Agriculture and Fishing: 91.1%

Construction: 0.03%

Government and Public Authorities: 0.1%

Students: Primary: 1,860,000

Secondary: 538,000

Tertiary: 54,355

### ECONOMY

Economic System: free enterprise

Currency: Rupee (100 paisa), 1 US\$ = 22 Rs.

Major Industries: oilseed, sugar, jute and rice mills, match, cigarette and brick factories

Major Agricultural Products: rice, jute, corn, wheat, oilseeds, sugarcane

Major Imports: manufactured consumer goods, fuel, construction materials, fertilizers, food products

Major Exports: rice and other food products, jute, timber, manufactured goods

Per Capita GNP: US\$ 162 (1986)

#### Economic Statistics (Billions of US\$, percentages where appropriate)

	1981	1982	1983	1984	1985	1986	1987
GNP	2.068	2.166	2.221	2.121	2.3	2.55	na
GNP Growth	8.3%	3.8%	-3.0%	7.8%	2.8%	7.0%	na
CPI Rise	11.1%	11.7%	12.4%	2.8%	17.4%	13.2%	8.0%
Exports to U.S.	0.094	0.069	0.083	0.091	0.135	0.140	<b>0.19</b>
Imports from U.S.	0.007	0.006	0.006	0.008	0.052	0.037	0.037
Imports from U.S.	0.213	0.247	0.257	0.252	0.285	0.440	<b>0.35</b>
Imports from U.S.	0.002	0.002	0.008	0.004	0.007	0.008	0.056

Nepal is a minor U.S. trading partner.

## **POLITICAL**

**Official Name of Country:** KINGDOM OF NEPAL  
**Capital:** Kathmandu  
**Type of Government:** Constitutional Monarchy  
**Type of Chief of State:** King  
**Name of Chief of State:** BIRENDRA Bir Bikram Shah Dev  
**Name of Head of Government:** Marich Man SINGH  
**Foreign Minister:** Shailendra Kumar UPADHAYA

**1987 Freedom House Index (1 is most free, 7 is least)**  
**Political Freedom:** 3                      **Civil Liberties:** 4  
**Status of Freedom:** Partly Free  
**1987 Voting with U.S. at United Nations:** 12.8%

**Fiscal 1987 Foreign Assistance (Actual Obligations)**  
**Economic:** US\$ 17,435,000  
**Military:** US\$ 104,000

## **MILITARY**

**1986/7 Military Budget:** US\$ 49,700,000  
**Increase over 1985/6:** 46.9%  
**Expenditure as a Percentage of GNP:** 1.07%  
**Percentage of Government Spending:** 5.3%

**Total Regular Forces:** 30,000  
**Army:** 30,000                      **Reserves:** 0  
**Navy:** 0                              **Airforce:** 0

**Combat Aircraft:** 1  
**Naval Vessels:** 0

**Security Alliance with U.S.:** none  
**U.S. Military Installations:** none  
**U.S. Military Personnel:** none  
**Armed Opposition Groups:** none

## **INVESTMENT**

**1987 U.S. Direct Investment:** na  
**1987 Nepalese Direct Investment in the U.S.:** na



## NEW CALEDONIA

### LAND

**Area:** 8,548 square miles

**Cultivated:** 0%

**Forest:** 51%

**Pasture:** 14%

**Resources:** nickel, chrome, iron, cobalt, manganese, silver, gold, lead, copper

### POPULATION

**1987 Estimate:** 149,795

**Annual Population Growth:** 0.66%

**Projected Population in 2000:** na

**Life Expectancy:** na

**Literacy:** na

**Infant Mortality:** na

**Ethnic Divisions:** Melanesian: 42.5% European: 37.1%, Wallisian: 8.4% Polynesian: 3.8%, Indonesian: 3.6%, Vietnamese: 1.6%, other: 3%

**Religions:** Christian: 81%, none or unspecified: 18%, other: 1%

**Workforce:** 50,469 (1980)

**Commerce and Services:** na

**Manufacturing:** na

**Agriculture and Fishing:** na

**Construction:** na

**Government and Public Authorities:** na

**Students:** na

### ECONOMY

**Economic System:** free enterprise

**Currency:** Franc, 127.05 CFP = US\$ 1 (1982)

**Major Industries:** nickel mining

**Major Agricultural Products:** cattle, coffee, maize, wheat, cotton, manioc, tobacco, bananas, pineapples

**Major Imports:** fuels, minerals, machines and electrical equipment

**Major Exports:** nickel metal, nickel ore

**Per Capita GNP:** US\$ 8,050 (1983)

#### Economic Statistics (Billions of US\$, percentages where appropriate)

	1981	1982	1983	1984	1985	1986	1987
<b>GNP</b>	na	na	1.21	na	na	na	na
<b>GNP Growth</b>	na	na	na	na	na	na	na
<b>CPI Rise</b>	na	na	na	na	na	na	na
<b>Exports to US</b>	0.342	0.265	0.156	0.213	0.281	0.188	na
<b>Imports from U.S.</b>	0.408	0.366	0.302	0.328	0.291	0.401	na
	0.030	0.051	0.30	na	na	na	na

New Caledonia is a minor U.S. trading partner.

## **POLITICAL**

**Official Name of Country:** TERRITORY OF NEW CALEDONIA AND DEPENDENCIES

**Capital:** Noumea

**Type of Government:** French overseas territory

**Type of Chief of State:** French President

**Name of Chief of State:** Francios MITTERRAND

**Name of Head of Government:** High Commissioner Fernand WIBAUX

**Foreign Minister:** France is responsible for foreign affairs.

**1987 Freedom House Index (1 is most free, 7 is least)**

**Political Freedom:** 2

**Civil Liberties:** 2

**Status of Freedom:** Free

**1987 Voting with U.S. at United Nations:** not a member

**Fiscal 1987 U.S. Foreign Assistance (Actual Obligations)**

**Economic:** none

**Military:** none

## **MILITARY**

France is responsible for military affairs.

**Security Alliance with U.S.:** none

**Military Installations:** none

**U.S. Military Personnel:** none

**French Military Personnel:** 4,900 combined Army, Marine and Air Force

**Armed Opposition Groups:** Kanak Socialist National Liberation Front

## **INVESTMENT**

**1987 U.S. Direct Investment:** na.

**1987 New Caledonian Direct Investment in the U.S.:** na

## NEW ZEALAND

### LAND

**Area:** 103,883 square miles

**Cultivated:** 3%

**Forest:** 26.4%

**Pasture:** 52.7%

**Resources:** natural gas, iron, sand, coal, timber

### POPULATION

**1987 Estimate:** 3,307,239

**Annual Population Growth:** 0.88%

**Projected Population in 2000:** 3,600,000

**Life Expectancy:** 74

**Literacy:** 98%

**Infant Mortality:** 10.8

**Ethnic Divisions:** European: 88%, Maori: 8.9%, Pacific Islander: 2.9%, other: 0.2%

**Religions:** Christian: 81%, none or unspecified: 18%, other: 1%

**Workforce:** 1,600,000

**Commerce and Services:** 34.9%

**Manufacturing:** 22%

**Agriculture and Fishing:** 10.4%

**Construction:** 6.4%

**Government and Public Authorities:** 20.6%

**Students: Primary:** 441,028

**Secondary:** 231,012

**Tertiary:** 193,190

### ECONOMY

**Economic System:** free enterprise

**Currency:** New Zealand Dollar (100 cents), 1 US\$ = 1.486

**Major Industries:** food processing, wood and paper products, textiles, machinery, transportation equipment, banking and insurance

**Major Agricultural Products:** meat, wool, timber, wheat, dairy products

**Major Imports:** oil and petroleum products, motor vehicles, iron and steel, machinery, electrical equipment

**Major Exports:** meat, wool, forest products, dairy products, fruits and vegetables, aluminum and alloys

**Per Capita GNP:** US\$ 7,080 (1986)

#### Economic Statistics (Billions of US\$, percentages where appropriate)

	1981	1982	1983	1984	1985	1986	1987
<b>GNP</b>	24.97	23.69	22.61	22.85	23.2	23.4	32.8
<b>GNP Growth</b>	4.4%	-0.2%	1.6%	6.0%	1.4%	-1.0%	2.4%
<b>CPI Rise</b>	15.3%	16.2%	7.3%	6.2%	15.3%	18.2%	9.6%
<b>Exports</b>	5.606	5.644	5.403	5.518	5.714	5.930	7.302
<b>to US</b>	0.820	0.870	0.828	0.880	0.969	1.097	1.180
<b>Imports</b>	5.738	5.793	5.334	6.144	5.943	5.996	7.212
<b>from U.S.</b>	0.922	0.897	0.620	0.708	0.728	0.881	0.818

New Zealand is the **33rd** largest U.S. trading partner.

## **POLITICAL**

**Official Name of Country:** NEW ZEALAND

**Capital:** Wellington

**Type of Government:** Parliamentary Democracy within Commonwealth

**Type of Chief of State:** British Monarch

**Name of Chief of State:** Queen Elizabeth II

**Name of Head of Government:** Prime Minister David LANGE

**Foreign Minister:** Russell MARSHALL

**1987 Freedom House Index (1 is most free, 7 is least)**

**Political Freedom:** 1

**Civil Liberties:** 1

**Status of Freedom:** Free

**1987 Voting with U.S. at United Nations:** 47.1%

**Fiscal 1987 U.S. Foreign Assistance (Actual Obligations)**

**Economic:** none

**Military:** none

## **MILITARY**

**1986/7 Military Budget:** US\$ 560,790,000

**Increase over 1985/6:** 19.4%

**Expenditure as a Percentage of GNP:** 2.1%

**Percentage of Government Spending:** 5.1%

**Total Regular Forces:** 12,600

**Army:** 5,800

**Reserves:** 9,352

**Navy:** 2,600

**Airforce:** 4,200

**Combat Aircraft:** 43

**Naval Vessels:** 4 Frigates, 8 Patrol Craft

**Security Alliance with U.S.:** ANZUS treaty signatory. In 1985, New Zealand declared it would not allow nuclear-powered or nuclear-armed ships into its ports, effectively terminating the treaty. In 1986, the U.S. declared it would not honor security obligations to New Zealand due to its anti-nuclear policies.

**U.S. Military Installations:** none

**U.S. Military Personnel:** none

**Armed Opposition Groups:** none

## **INVESTMENT**

**1987 U.S. Direct Investment:** US\$ 635,000,000

**1987 New Zealand Direct Investment in the U.S.:** US\$ 192,000,000

## PAKISTAN

### LAND

**Area:** 310,524 square miles

**Cultivated:** 20.7%

**Forest:** 0.8%

**Pasture:** 0.8%

**Resources:** natural gas, petroleum, coal, iron ore

### POPULATION

**1987 Estimate:** 104,600,799

**Annual Population Growth:** 2.74%

**Projected Population in 2000:** 148,700,000

**Life Expectancy:** 50

**Literacy:** 24%

**Infant Mortality:** 125

**Ethnic Divisions:** Punjabi: 66%, Sindhi: 13%, Pushtun: 8.5%, Urdu: 7.6%

**Religions:** Muslim: 97%, Christian, Hindu, other: 3%

**Workforce:** 28,800,000

**Commerce and Services:** 25.9%

**Manufacturing:** 13%

**Agriculture and Fishing:** 55.4%

**Construction:** 4.7%

**Government and Public Authorities:** 1%

**Students: Primary:** 8,080,000

**Secondary:** 3,140,000

**Tertiary:** 550,398

### ECONOMY

**Economic System:** free enterprise

**Currency:** Rupee (100 paisas), 1 US\$ = 17.60 Rs.

**Major Industries:** cotton textiles, steel, food processing, tobacco, engineering, chemicals, natural gas

**Major Agricultural Products:** rice, wheat, cotton, sugarcane

**Major Imports:** petroleum, cooking oil, defense equipment

**Major Exports:** sporting goods, rice, cotton, textiles, carpets

**Per Capita GNP:** US\$ 310 (1986)

#### Economic Statistics (Billions of US\$, percentages where appropriate)

	1981	1982	1983	1984	1985	1986	1987
<b>GNP</b>	30.91	27.11	26.37	29.84	30.70	33.15	<b>36.0</b>
<b>GNP Growth</b>	7.8%	4.4%	6.9%	4.4%	8.2%	7.3%	7.0%
<b>CPI Rise</b>	11.9%	5.9%	6.2%	6.6%	7.23%	4.84%	5.0%
<b>Exports</b>	2.881	2.402	3.075	2.558	2.738	3.383	na
to US	0.189	0.181	0.183	0.267	0.299	0.353	0.438
<b>Imports</b>	5.631	5.460	5.326	5.852	5.888	5.367	na
from U.S.	0.470	0.538	0.812	1.092	1.042	0.830	0.733

Pakistan is a minor U.S. trading partner.

## **POLITICAL**

**Official Name of Country:** ISLAMIC REPUBLIC OF PAKISTAN

**Capital:** Islamabad

**Type of Government:** Executive-Dominant Parliamentary

**Type of Chief of State:** President

**Name of Chief of State:** Mohammed ZIA UL-HAQ

**Name of Head of Government:** Mohammed Khan JUNEJO (dismissed 5/30/88)

**Foreign Minister:** Shibzada Yaqub KHAN

**1987 Freedom House Index (1 is most free, 7 is least)**

**Political Freedom:** 4

**Civil Liberties:** 5

**Status of Freedom:** Partly Free

**1987 Voting with U.S. at United Nations:** 12.2%

**Fiscal 1987 U.S. Foreign Assistance (Actual Obligations)**

**Economic:** US\$ 332,400,000

**Military:** US\$ 313,647,000

## **MILITARY**

**1987/8 Military Budget:** US\$ 3,540,000,000

**Increase over 1986/7:** 11.9%

**Expenditure as a Percentage of GNP:** 6.9%

**Percentage of Government Spending:** 28%

**Total Regular Forces:** 480,600

**Army:** 450,000

**Reserves:** 513,000

**Navy:** 13,000

**Airforce:** 17,600

**Combat Aircraft:** 384

**Naval Vessels:** 6 Attack Submarines, 2 Midget Submarines, 7 Destroyers, 8 Fast-Attack Craft (missiles), 4 Fast-Attack Craft (torpedo), 12 Fast-Attack Craft (gun), 5 Patrol Craft, 3 Minesweepers

**Security Alliance with U.S.:** none

**U.S. Military Installations:** none

**U.S. Military Personnel:** none

**Armed Opposition Groups:** none

## **INVESTMENT**

**1987 U.S. Direct Investment:** US\$ 161,000,000

**1987 Pakistani Direct Investment in the U.S.:** US\$ 20,000,000



## PAPUA NEW GUINEA

### LAND

Area: 178,704 square miles

Cultivated: 3%

Forest: 78%

Pasture: 2%

Resources: gold, copper, silver, gas, timber

### POPULATION

1987 Estimate: 3,563,743

Annual Population Growth: 2.41%

Projected Population in 2000: 4,500,000

Life Expectancy: 50

Literacy: 32%

Infant Mortality: 100

Ethnic Divisions: Papuan, Melanesian, Negrito, Micronesian, Polynesian

Religions: local religions: 50%, Catholic: 13.7%, Lutheran: 8.9%, other Protestant: 27%

Workforce: 730,000

Commerce and Services: 10.5%

Manufacturing: 2.5%

Agriculture and Fishing: 77%

Construction: 3%

Government and Public Authorities: 7%

Students: Primary: 374,950

Secondary: 60,052

Tertiary: 4,561

### ECONOMY

Economic System: free enterprise

Currency: Kina (100 toea), 1 US\$ = 0.875 Kina

Major Industries: saw milling, timber processing, copper mining, fish canning

Major Agricultural Products: coffee, cocoa, copra, palm oil, timber, tea

Major Imports: machinery, fuels, food, chemicals

Major Exports: gold, copper, coffee, palm oil, logs, cocoa

Per Capita GNP: US\$ 751 (1986)

#### Economic Statistics (Billions of US\$, percentages where appropriate)

		1981	1982	1983	1984	1985	1986	1987
GNP	2.486	2.401	2.282	2.4	2.23	2.4		2.3
GNP Growth	-0.3%	-0.1%	2.0%	2.2%	3.0%	3.3%		2.9%
CPI Rise	8.1%	5.5%	7.9%	7.4%	4.3%	5.3%		6.0%
Exports	0.839	0.773	0.822	0.880	0.921	1.029	na	
to U.S.	0.055	0.019	0.027	0.029	0.036	0.048		0.024
Imports	1.002	1.018	0.975	0.949	0.815	0.858	na	
from U.S.	0.055	0.066	0.084	0.053	0.041	0.051		0.050

Papua New Guinea is a minor U.S. trading partner.

## **POLITICAL**

**Official Name of Country:** PAPUA NEW GUINEA

**Capital:** Port Moresby

**Type of Government:** Parliamentary Democracy with Commonwealth

**Type of Chief of State:** British Monarch

**Name of Chief of State:** Queen Elizabeth II

**Name of Head of Government:** Prime Minister Paias WINGTI

**Foreign Minister:** Legu VAGI

**1987 Freedom House Index (1 is most free, 7 is least)**

**Political Freedom:** 2

**Civil Liberties:** 2

**Status of Freedom:** Free

**1987 Voting with U.S. at United Nations:** 14.3%

**Fiscal 1987 U.S. Foreign Assistance (Actual Obligations)**

**Economic:** US\$ 1,125,000

**Military:** US\$ 80,000

## **MILITARY**

**1986 Military Budget:** US\$ 34,145,000

**Increase over 1985:** 10.3%

**Expenditure as a Percentage of GNP:** 1.5%

**Percentage of Government Spending:** 3.3%

**Total Regular Forces:** 3,530

**Army:** 3,150

**Reserves:** 0

**Navy:** 250

**Airforce:** 130

**Combat Aircraft:** none

**Naval Vessels:** 5 Patrol Craft

**Security Alliance with U.S.:** none

**U.S. Military Installations:** none

**U.S. Military Personnel:** none

**Australian Military Personnel:** 135 engineers and advisors

**Armed Opposition Groups:** none

## **INVESTMENT**

**1987 U.S. Direct Investment:** na

**1987 Papuan Direct Investment in the U.S.:** na

## THE PHILIPPINES

### LAND

**Area:** 115,831 square miles

**Cultivated:** 39.1%

**Forest:** 37%

**Pasture:** 4%

**Resources:** timber, petroleum, nickel, iron, cobalt, silver, gold

### POPULATION

**1987 Estimate:** 61,524,761

**Annual Population Growth:** 2.70%

**Projected Population in 2000:** 85,500,000

**Life Expectancy:** 64 years

**Literacy:** 88%

**Infant Mortality:** 50

**Ethnic Divisions:** Christian Malay: 91.5%, Muslim Malay: 4% Chinese: 1.5%, other: 3%

**Religions:** Roman Catholic: 83%, Protestant: 9%, Muslim: 5%, Buddhist and other: 3%

**Workforce:** 20,900,000

**Commerce and Services:** 37.9%

**Manufacturing:** 9.7%

**Agriculture and Fishing:** 49%

**Construction:** 3.4%

**Government and Public Authorities:** 10%

**Students: Primary:** 9,500,000

**Secondary:** 3,580,000

**Tertiary:** 1,780,000 million

### ECONOMY

**Economic System:** free enterprise

**Currency:** Philippine Peso, 1US\$ = 20.25 Pesos

**Major Industries:** textiles, pharmaceuticals, wood products, food processing, electronics assembly

**Major Agricultural Products:** rice, coconut products, sugarcane, corn, bananas, abaca, tobacco

**Major Imports:** petroleum, industrial equipment, wheat

**Major Exports:** coconut products, sugar, logs and lumber, copper concentrates, bananas, garments, nickel, electrical components, gold

**Per Capita GNP:** US\$ 575 (1987)

#### Economic Statistics (Billions of US\$, percentages where appropriate)

	1981	1982	1983	1984	1985	1986	1987
<b>GNP</b>	37.02	36.57	27.09	27.35	31.91	30.13	33.398
<b>GNP Growth</b>	3.9%	2.9%	1.1%	-5.5%	-3.95%	1.5%	7.4%
<b>CPI Rise</b>	13.1%	10.2%	10.0%	50.3%	6.8%	0.77%	7.4%
<b>Exports</b>	5.721	5.020	4.932	5.343	4.614	4.78	5.720
to U.S.	2.161	1.956	2.160	2.622	2.334	2.150	2.481
<b>Imports</b>	8.477	8.262	7.863	6.262	5.351	5.89	7.175
from U.S.	1.787	1.854	1.807	1.766	1.379	1.363	1.599

The Philippines is the 27th largest U.S. trading partner.

## **POLITICAL**

**Official Name of Country:** REPUBLIC OF THE PHILIPPINES

**Capital:** Manila

**Type of Government:** Republic

**Type of Chief of State:** President

**Name of Chief of State:** Corazon AQUINO

**Name of Head of Government:** same

**Foreign Minister:** Raul MANGLAPUS

**1987 Freedom House Index (1 is most free, 7 is least)**

**Political Freedom:** 2

**Civil Liberties:** 2

**Status of Freedom:** Free

**1987 Voting with U.S. at United Nations:** 15.5%

**Fiscal 1987 U.S. Foreign Assistance (Actual Obligations)**

**Economic:** US\$ 290,740,000

**Military:** US\$ 102,784,000

## **MILITARY**

**1986 Military Budget:** US\$ 515,060,000

**Increase over 1985:** 8.6%

**Expenditure as a Percentage of GNP:** 1.7%

**Percentage of Government Spending:** 8.6%

**Total Regular Forces:** 105,000

**Army:** 62,000

**Reserves:** 48,000

**Navy:** 26,000

**Airforce:** 17,000

**Combat Aircraft:** 51

**Naval Vessels:** 7 Frigates, 10 Corvettes, 86 Patrol Craft

**Security Alliance with U.S.:** U.S.-Philippine Mutual Defense Treaties: 1957, 1983

**U.S. Military Installations:** Subic Bay Naval and Airbase, Clark Field Airbase

**U.S. Military Personnel:** 5,900 Navy, 1,200 Marines, 9,300 Air Force

**Australian Military Personnel:** small number of advisors

**Armed Opposition Groups:** Moro National Liberation Front, 11,000; Moro Islamic

Liberation Front (breakaway from MNLF); New People's Army, 24,000; Codillera

People's Liberation Army (breakaway from NPA), few hundred insurgents

## **INVESTMENT**

**1987 U.S. Direct Investment:** US\$ 1,211,000,000

**1987 Philippine Direct Investment in the U.S.:** US\$ 122,000,000

## SINGAPORE

### LAND

Area: 239 square miles

Cultivated: 9.5%

Resources: none

Forest: 4.6%

Pasture: 0%

### POPULATION

1987 Estimate: 2,616,236

Annual Population Growth: 1.13%

Projected Population in 2000: 2,900,000

Life Expectancy: 71.5 years

Literacy: 84.2%

Infant Mortality: 9.3

Ethnic Divisions: Chinese: 76.4%, Malay: 14.9%, Indian: 6.4%

Religions: Buddhists, Muslims, Christians, Hindus, Sikhs

Workforce: 1,210,000

Commerce and Services: 64.9%

Manufacturing: 24.0%

Agriculture and Fishing: 0.8%

Construction: 8.2%

Government and Public Authorities: 16%

Students: Primary: 268,820

Secondary: 203,088

Tertiary: 42,007

### ECONOMY

Economic System: free enterprise

Currency: Singapore Dollar (100 cents), 1US\$ = 2.005 S\$

Major Industries: petroleum refining, rubber processing, electronics, food and beverage processing, ship repair, financial services

Major Agricultural Products: none

Major Imports: capital equipment, manufactured goods, petroleum, goods for re-export

Major Exports: machinery, manufactured goods, transportation equipment, petroleum, rubber, electronics

Per Capita GNP: US\$ 7,413 (1987)

#### Economic Statistics (Billions of US\$, percentages where appropriate)

	1981	1982	1983	1984	1985	1986	1987
GNP	13.582	14.928	16.644	18.158	17.7	18.03	19.398
GNP Growth	9.9%	6.3%	7.9%	8.1%	-1.8%	1.8%	8.8%
CPI Rise	8.3%	3.9%	1.2%	2.6%	0.5%	-1.0%	0.9%
Exports	20.970	20.787	21.832	24.070	22.818	22.490	28.622
to U.S.	2.195	2.274	2.969	4.120	4.412	4.884	6.395
Imports	27.571	28.176	28.158	28.667	26.237	25.506	32.487
from U.S.	3.003	3.214	3.759	3.675	3.476	3.380	4.052

Singapore is the 14th largest U.S. trading partner.

## **POLITICAL**

**Official Name of Country:** REPUBLIC OF SINGAPORE  
**Capital:** Singapore  
**Type of Government:** Republic within Commonwealth  
**Type of Chief of State:** President  
**Name of Chief of State:** WEE Kim Wee  
**Name of Head of Government:** Prime Minister LEE Kuan Yew  
**Foreign Minister:** S. DHANABALAN

**1987 Freedom House Index (1 is most free, 7 is least)**  
**Political Freedom:** 4                      **Civil Liberties:** 5  
**Status of Freedom:** Partly Free  
**1987 Voting with U.S. at United Nations:** 18.2%

**Fiscal 1987 U.S. Foreign Assistance (Actual Obligations)**  
**Economic:** none  
**Military:** none

## **MILITARY**

**1987/8 Military Budget:** US\$ 1,110,000,000  
**Increase over 1986/7:** 7.7%  
**Expenditure as a Percentage of GNP:** 6%  
**Percentage of Government Spending:** 12.6%

**Total Regular Forces:** 55,500  
**Army:** 45,000                      **Reserves:** 182,000  
**Navy:** 4,500                      **Airforce:** 6,000

**Combat Aircraft:** 180  
**Naval Vessels:** 6 Fast-Attack Craft (missile), 6 Fast-Attack Craft (gun), 12 Patrol Craft,  
2 Minesweepers

**Security Alliance with U.S.:** none, although U.S. and Singapore forces periodically  
exercise together  
**U.S. Military Installations:** none  
**U.S. Military Personnel:** none  
**Australian Military Personnel:** 50 Army, some RAAF, small number of advisors  
**Armed Opposition Groups:** none

## **INVESTMENT**

**1987 U.S. Direct Investment:** US\$ 2,521,000,000  
**1987 Singaporean Direct Investment in the U.S.:** US\$ 358,000,000



## SOLOMON ISLANDS

### LAND

Area: 10,640 square miles

Cultivated: 2%

Forest: 93%

Pasture: 1%

Resources: forests, marine shells, coconuts, gold, bauxite

### POPULATION

1987 Estimate: 301,180

Annual Population Growth: 3.62%

Projected Population in 2000: na

Life Expectancy: 54

Literacy: 60%

Infant Mortality: 46

Ethnic Divisions: Melanesian: 93%, Polynesian: 4%, Micronesian: 1.5%, European: 0.8%, Chinese: 0.3%, other: 0.4%

Religions: Anglican: 34%, Catholic: 19%, Evangelical: 24%, traditional religions, others: 23%

Workforce: 23,448

Commerce and Services: na

Manufacturing: 3%

Agriculture and Fishing: 32.4%

Construction: 3%

Government and Public Authorities: na

Students: na

### ECONOMY

Economic System: free enterprise

Currency: Solomon Islands Dollar, 1 US\$ = 1.48 SI\$

Major Industries: fish canning

Major Agricultural Products: fish, coconuts, timber, yams, taro

Major Imports: na

Major Exports: fish, timber, copra, palm oil, seashells

Per Capita GNP: US\$ 640 (1985)

#### Economic Statistics (Millions of US\$, percentages where appropriate)

	1981	1982	1983	1984	1985	1986	1987
GNP	159.29	151.68	145.89	na	na	na	na
GNP Growth	na	na	na	na	na	na	na
CPI Rise	16.4%	13.0%	6.9%	11.0%	9.6%	14.1%	na
Exports	66.434	57.278	62.159	89.780	69.819	62.2	na
to U.S.	14.877	0.540	6.981	1.052	1.676	0.043	na
Imports	82.909	57.644	61.892	65.589	69.224	60.930	na
from U.S.	3.344	3.180	2.480	2.188	1.442	2.328	na

The Solomon Islands are a minor U.S. trading partner.

## **POLITICAL**

**Official Name of Country:** SOLOMON ISLANDS

**Capital:** Honaria

**Type of Government:** Parliamentary Democracy within Commonwealth

**Type of Chief of State:** British Monarch, represented by a Governor-General

**Name of Chief of State:** Queen Elizabeth II, Sir Braddeley DEVESI

**Name of Head of Government:** Prime Minister Ezekial ALABNA

**Foreign Minister:** Paul TOVUA

**1987 Freedom House Index (1 is most free, 7 is least)**

**Political Freedom:** 2

**Civil Liberties:** 2

**Status of Freedom:** Free

**1986 Voting with U.S. at United Nations:** 14.2%

**Fiscal 1987 U.S. Foreign Assistance (Actual Obligations)**

**Economic:** US\$ 935,000

**Military:** US\$ 18,000

## **MILITARY**

**1987/8 Military Budget:** na

**Increase over 1986/7:** na

**Expenditure as a Percentage of GNP:** na

**Percentage of Government Spending:** na

**Total Regular Forces:** na

**Army:** na

**Reserves:** na

**Navy:** na

**Airforce:** na

**Combat Aircraft:** na

**Naval Vessels:** na

**Security Alliance with U.S.:** none

**U.S. Military Installations:** none

**U.S. Military Personnel:** none

**Australian Military Personnel:** small number of advisors

**Armed Opposition Groups:** none

## **INVESTMENT**

**1987 U.S. Direct Investment:** na

**1987 Solomon Islands Direct Investment in the U.S.:** na

## SRI LANKA

### LAND

Area: 25,332 square miles

Cultivated: 35.7%

Forest: 44.2%

Pasture: 6.5%

Resources: limestone, graphite, mineral sands, gems, phosphates

### POPULATION

1987 Estimate: 16,406,576

Annual Population Growth: 1.37%

Projected Population in 2000: 20,700,000

Life Expectancy: 68 years

Literacy: 87%

Infant Mortality: 29.8

Ethnic Divisions: Sinhalese: 74%, Tamil: 18%, Moor: 7%, Burger, Malay, Veddha: 1%

Religions: Buddhist: 69%, Hindu: 15%, Christian: 8%, Muslim: 8%

Workforce: 6,600,000

Commerce and Services: 26.3%

Manufacturing: 13.3%

Agriculture and Fishing: 45.9%

Construction: 5%

Government and Public Authorities: na

Students: Primary and Secondary: 7,600,000

Tertiary: 24,967

### ECONOMY

Economic System: free enterprise

Currency: Sri Lankan Rupee (100 cents), 1 US\$ = 26.0 Rs

Major Industries: rubber processing, manufacture of consumer goods, garments, tea and coconut processing

Major Agricultural Products: tea, rice, rubber, coconuts

Major Imports: petroleum, machinery, transport equipment, sugar, textiles, rice, wheat, electrical machinery

Major Exports: tea, rubber, petroleum products, textiles, coconuts, gems and jewelry, marine products

Per Capita GNP: US\$ 375 (1986)

#### Economic Statistics (Billions of US\$, percentages where appropriate)

	1981	1982	1983	1984	1985	1986	1987
GNP	4.416	4.764	5.166	5.999	5.38	5.71	6.00
GNP Growth	5.8%	5.1%	5.0%	4.1%	5.3%	4.5%	1.5%
CPI Rise	17.9%	10.8%	14.0%	16.6%	1.5%	8.0%	na
Exports	1.023	0.996	1.054	1.436	1.265	1.162	na
to U.S.	0.172	0.195	0.206	0.301	0.313	0.374	0.464
Imports	1.906	1.773	1.795	1.846	1.832	1.829	na
from U.S.	0.090	0.198	0.075	0.092	0.073	0.066	0.077

Sri Lanka is a minor U.S. trading partner.

## **POLITICAL**

**Official Name of Country:** DEMOCRATIC SOCIALIST REPUBLIC OF SRI LANKA

**Capital:** Colombo

**Type of Government:** Republic

**Type of Chief of State:** President

**Name of Chief of State:** Junius Richard JAYEWARDENE

**Name of Head of Government:** Prime Minister Ranasinghe PREMADASA

**Foreign Minister:** Abdul Cader Shahul HAMEED

**1987 Freedom House Index (1 is most free, 7 is least)**

**Political Freedom:** 3

**Civil Liberties:** 4

**Status of Freedom:** Partly Free

**1987 Voting with U.S. at United Nations:** 10.7%

**Fiscal 1987 U.S. Foreign Assistance (Actual Obligations)**

**Economic:** US\$ 51,314,000

**Military:** US\$ 159,000

## **MILITARY**

**1987 Military Budget:** US\$ 615,280,000

**Increase over 1986/7:** 7.7%

**Expenditure as a Percentage of GNP:** 2.72%

**Percentage of Government Spending:** 7%

**Total Regular Forces:** 47,700

**Army:** 40,000

**Reserves:** 25,000

**Navy:** 4,000

**Airforce:** 3,700

**Combat Aircraft:** 6

**Naval Vessels:** 12 Fast-Attack Craft (gun), 40 Patrol Craft

**Security Alliance with U.S.:** none

**U.S. Military Installations:** none

**Indian Military Personnel:** 40,000 Indian Peace-Keeping Force (IPKF)

**Armed Opposition Groups:** Liberation Tigers of Tamil Eelam, 7,000; remnants other  
Tamil groups include: Tamil Eelam Liberation Organization, Eelam Revolutionary  
Organization of Students, People's Liberation Organization of Tamil Eelam; Janatha  
Vimmukthi Peramura (Maoist Sinhalese group)

## **INVESTMENT**

**1987 U.S. Direct Investment:** US\$ 12,000,000

**1987 Sri Lankan Direct Investment in the U.S.:** US\$ -3,000,000

## THAILAND

### LAND

**Area:** 198,500 square miles

**Cultivated:** 38%

**Forest:** 29%

**Pasture:** 1%

**Resources:** tin, rubber, natural gas, tungsten, tantalum, timber, fish

### POPULATION

**1987 Estimate:** 53,645,823

**Annual Population Growth:** 1.78%

**Projected Population in 2000:** 65,500,000

**Life Expectancy:** 62 years

**Literacy:** 82%

**Infant Mortality:** 57

**Ethnic Divisions:** Thai: 75%, Chinese: 14%, other: 11%

**Religions:** Buddhist: 95.5%, Muslim: 4%, other: 0.5%

**Workforce:** 27,910,000

**Commerce and Services:** 19.25%

**Manufacturing:** 8.31%

**Agriculture and Fishing:** 61.14%

**Construction:** 2.01%

**Government and Public Authorities:** 5.25%

**Students: Primary:** 8,150,000

**Secondary:** 2,480,000

**Tertiary:** 400,000

### ECONOMY

**Economic System:** free enterprise

**Currency:** Baht (100 satang), 1 US\$ = 24.85 Baht

**Major Industries:** agricultural processing, textiles and garments, wood, cement, tin and tungsten ore mining, beverages, light industries

**Major Agricultural Products:** rice, sugarcane, corn, rubber, tobacco

**Major Imports:** machinery and transport equipment, fuels and lubricants, base metals, chemicals and fertilizers

**Major Exports:** rice, sugar, corn, rubber, tin, tapioca, textiles and garments, integrated circuits, canned seafood, fruit, gems

**Per Capita GNP:** US\$ 875 (1987)

#### Economic Statistics (Billions of US\$, percentages where appropriate)

	1981	1982	1983	1984	1985	1986	1987
<b>GNP</b>	33.23	35.64	39.08	35.35	37.91	40.18	47.74
<b>GNP Growth</b>	5.8%	5.1%	5.0%	4.1%	4.1%	3.5%	6.6%
<b>CPI Rise</b>	12.7%	5.3%	3.7%	0.9%	2.42%	1.85%	2.5%
<b>Exports</b>	7.027	6.935	6.368	7.414	7.120	8.776	11.719
<b>to U.S.</b>	1.007	0.956	1.035	1.426	1.543	1.872	2.387
<b>Imports</b>	9.954	8.532	10.283	10.415	9.259	9.302	13.025
<b>from U.S.</b>	1.170	0.915	1.063	1.113	0.849	0.93	1.483

Thailand is the 28th largest U.S. trading partner.

## **POLITICAL**

**Official Name of Country:** KINGDOM OF THAILAND

**Capital:** Bangkok

**Type of Government:** Constitutional Monarchy

**Type of Chief of State:** King

**Name of Chief of State:** BHUMIBOL ADULYADEJ (Rama IX)

**Name of Head of Government:** Prime Minister PREM TINSULANOND

**Foreign Minister:** Siddhi SAVETSILA

**1987 Freedom House Index (1 is most free, 7 is least)**

**Political Freedom:** 3

**Civil Liberties:** 3

**Status of Freedom:** Partly Free

**1987 Voting with U.S. at United Nations:** 16.0%

**Fiscal 1987 U.S. Foreign Assistance (Actual Obligations)**

**Economic:** US\$ 29,359,000

**Military:** US\$ 52,340,000

## **MILITARY**

**1986/7 Military Budget:** US\$ 1,560,000,000

**Increase over 1985/6:** 2.6%

**Expenditure as a Percentage of GNP:** 4.54%

**Percentage of Government Spending:** 32.43%

**Total Regular Forces:** 256,000

**Army:** 166,000

**Reserves:** 500,000

**Navy:** 42,000

**Airforce:** 48,000

**Combat Aircraft:** 185

**Naval Vessels:** 6 Frigates, 2 Corvettes, 6 Fast-Attack Craft (missile), 3 Fast-Attack Craft (gun), 111 Patrol Craft, 6 Mine Counter-Measure Vessels

**Security Alliance with U.S.:** informal Rusk-Thanat Communique of 1962, U.S. and Thai forces also participate in annual military exercises.

**U.S. Military Installations:** none

**U.S. Military Personnel:** none

**Armed Opposition Groups:** Communist Party of Malaysia (expatriate force), 1,500; Communist Party of Thailand, 600; Thai People's Revolutionary Movement, 1,500; Patani United Liberation Organization and Barisan Revolusi Nasional (Islamic), 400

## **INVESTMENT**

**1987 U.S. Direct Investment:** US\$ 1,282,000,000

**1987 Thai Direct Investment in the U.S.:** US\$ 56,000,000



## VANUATU

### LAND

Area: 4,707 square miles

Cultivated: 6%

Forest: 1%

Pasture: 2%

Resources: manganese, hardwood, cattle, fish

### POPULATION

1987 Estimate: 149,652

Annual Population Growth: 3.36%

Projected Population in 2000: na

Life Expectancy: 55

Literacy: 15%

Infant Mortality: na

Ethnic Divisions: Melanesian: 90%, French: 8%, other: 2%

Religions: Presbyterian: 40%, Anglican: 14%, Catholic: 16%, Animist: 15%

Workforce: na

Commerce and Services: na

Manufacturing: na

Agriculture and Fishing: na

Construction: na

Government and Public Authorities: na

Students: na

### ECONOMY

Economic System: free enterprise

Currency: Australian Dollar (100 Cents), 1 US\$ = 1.383 A\$

Major Industries: fish-freezing, canneries, tourism

Major Agricultural Products: copra, cocoa, coffee, taro, yams

Major Imports: food

Major Exports: copra, frozen fish, meat

Per Capita GNP: US\$ 600 (1985)

#### Economic Statistics (Millions of US\$, percentages where appropriate)

	1981	1982	1983	1984	1985	1986	1987
GNP	na	na	na	79.0	na	na	na
GNP Growth	na	na	na	2.0%	5.0%	na	na
CPI Rise	27.5%	6.2%	1.7%	5.5%	0.8%	5.8%	na
Exports	32.18	22.87	29.60	43.30	35.37	29.84	na
to U.S.	7.46	5.83	5.39	na	na	na	na
Imports	58.20	58.85	63.96	61.53	65.01	69.55	na
from U.S.	0.39	0.60	0.52	na	na	na	na

Vanuatu is a minor U.S. trading partner.

## **POLITICAL**

**Official Name of Country:** REPUBLIC OF VANUATU

**Capital:** Port-Vila

**Type of Government:** Republic

**Type of Chief of State:** President

**Name of Chief of State:** George SOKOMANU

**Name of Head of Government:** Prime Minister Walter LINI

**Foreign Minister:** Sela MOLISA

**1987 Freedom House Index (1 is most free, 7 is least)**

**Political Freedom:** 2

**Civil Liberties:** 4

**Status of Freedom:** Partly Free

**1987 Voting with U.S. at United Nations:** 12.4%

**Fiscal 1987 U.S. Foreign Assistance (Actual Obligations)**

**Economic:** none

**Military:** none

## **MILITARY**

Vanuatu maintains no armed forces.

**Security Alliance with U.S.:** none

**U.S. Military Installations:** none

**U.S. Military Personnel:** none

**Australian Military Personnel:** small number of advisors

**Armed Opposition Groups:** none, although civil unrest has increased in 1988

## **INVESTMENT**

**1987 U.S. Direct Investment:** na

**1987 Vanuatan Direct Investment in the U.S.:** na

## VIETNAM

### LAND

**Area:** 127, 207 square miles

**Cultivated:** 20%

**Forest:** 31.3%

**Pasture:** 14.8%

**Resources:** phosphates, coal, manganese, bauxite, apatite, chromate

### POPULATION

**1987 Estimate:** 63,585,121

**Annual Population Growth:** 2.49%

**Projected Population in 2000:** 86,000,000

**Life Expectancy:** 64

**Literacy:** 78%

**Infant Mortality:** 55

**Ethnic Divisions:** Vietnamese: 85%, Chinese: 3%, Muong, Thai, Meo, Khmer, Man, Cham: 10%

**Religions:** Buddhism, Confucianism, Taoism, Catholic, indigenous beliefs, Islam, Protestant

**Workforce:** 34,000,000

**Commerce and Services:** 5%

**Manufacturing:** 14%

**Agriculture and Fishing:** 73%

**Construction:** na

**Government and Public Authorities:** na

**Students:** na

### ECONOMY

**Economic System:** socialist

**Currency:** Dong, 1 US\$ = 3,000 Dong

**Major Industries:** food processing, textiles, machinebuilding, mining, cement, chemical fertilizer, glass, tires

**Major Agricultural Products:** rice, rubber, fruits and vegetables, corn, manioc, sugarcane

**Major Imports:** petroleum, steel, railroad equipment, chemicals, medicines, military equipment, wheat, corn, fertilizer

**Major Exports:** agricultural and handicraft products, coal, ores

**Per Capita GNP:** US\$ 150 (1986)

#### Economic Statistics (Millions of US\$, percentages where appropriate)

	1981	1982	1983	1984	1985	1986	1987
<b>GNP</b>	na	na	na	8900.0	na	<b>9000.0</b>	na
<b>GNP Growth</b>	na	na	na	na	na	na	na
<b>CPI Rise</b>	na	na	na	na	na	1000.0%	1000.0%
<b>Exports</b>	174.0	210.0	235.0	269.0	329.0	320.0	na
<b>to U.S.</b>	0.1	0.0	0.0	0.1	0.0	0.2	0.0
<b>Imports</b>	654.0	513.0	489.0	595.0	635.0	628.0	na
<b>from U.S.</b>	11.3	35.3	22.8	24.3	20.2	30.0	23.4

Vietnam is not a U.S. trading partner.

(Imports from the U.S. are mostly remittances sent to relatives.)

## **POLITICAL**

**Official Name of Country:** SOCIALIST REPUBLIC OF VIETNAM

**Capital:** Hanoi

**Type of Government:** Communist State

**Type of Chief of State:** Secretary General, Communist Party

**Name of Chief of State:** NGUYEN Van Linh

**Name of Head of Government:** Prime Minister Do MOUI

**Foreign Minister:** NGUYEN Co Thach

**1987 Freedom House Index (1 is most free, 7 is least)**

**Political Freedom:** 6

**Civil Liberties:** 7

**Status of Freedom:** Not Free

**1987 Voting with U.S. at United Nations:** 8.8%

**Fiscal 1987 U.S. Foreign Assistance (Actual Obligations)**

**Economic:** none

**Military:** none

## **MILITARY**

**1987/8 Military Budget:** na

**Increase over 1986/7:** na

**Expenditure as a Percentage of GNP:** 25% (est.)

**Percentage of Government Spending:** na

**Total Regular Forces:** 1,260,000

**Army:** 1,100,000

**Reserves:** 3,000,000

**Navy:** 40,000

**Airforce:** 120,000

**Combat Aircraft:** 270

**Naval Vessels:** 7 Frigates, 8 Fast-Attack Craft (missile), 16 Fast-Attack Craft (torpedo), 22 Fast-Attack (gun), 26 Patrol Craft 12 Mine Counter-measure Vessels.

**Security Alliance with U.S.:** none

**U.S. Military Installations:** none

**Soviet Military Installations:** airbase at Da Nang, air and naval base at Cam Ranh Bay.

**Soviet Military Personnel:** 2,500 advisors and troops

**Armed Opposition groups:** United Front for the Liberation of the Oppressed Races, 2,500; National Salvation Movement

## **INVESTMENT**

**1987 U.S. Direct Investment:** none

**1987 Vietnamese Direct Investment in the U.S.:** none

## WESTERN SAMOA

### LAND

**Area:** 1,133 square miles

**Cultivated:** 24%

**Forest:** 47%

**Pasture:** 0%

**Resources:** hardwood, fish, copra, cocoa

### POPULATION

**1987 Estimate:** 175,084

**Annual Population Growth:** 2.2%

**Projected Population in 2000:** na

**Life Expectancy:** 63 years

**Literacy:** 90%

**Infant Mortality:** 36

**Ethnic Divisions:** Samoan: 88%, Euronesian: 10%, other: 2%

**Religions:** Protestant: 70%, Catholic 20%, other: 10%

**Workforce:** 37,000

**Commerce and Services:** na

**Manufacturing:** na

**Agriculture and Fishing:** 59.4%

**Construction:** na

**Government and Public Authorities:** na

**Students:** na

### ECONOMY

**Economic System:** free enterprise

**Currency:** Western Samoan Tala, 1 US\$ = 2.256 (Nov. 1986)

**Major Industries:** timber, tourism, light industry

**Major Agricultural Products:** cocoa, bananas, copra, coconuts, yams

**Major Imports:** food, manufactured goods, machinery

**Major Exports:** cocoa, timber, mineral fuel, bananas

**Per Capita GNP:** US\$ 532 (1985)

#### Economic Statistics (Millions of US\$, percentages where appropriate)

	1981	1982	1983	1984	1985	1986	1987
<b>GNP</b>	na	na	na	na	na	86.8	nana
<b>GNP Growth</b>	-9.1%	-1.0%	0.5%	na	na	na	na
<b>CPI Rise</b>	20.5%	18.3%	16.5%	11.9%	9.1%	4.34%	na
<b>Exports</b>	11.29	13.33	16.78	21.46	36.62	13.64	na
<b>to U.S.</b>	1.35	3.73	5.52	6.00	22.55	1.5	2.1
<b>Imports</b>	67.09	49.77	48.37	68.06	54.12	49.77	na
<b>from U.S.</b>	5.38	15.62	4.83	5.37	3.96	2.1	2.7

Western Samoa is a very minor U.S. trading partner.

## **POLITICAL**

**Official Name of Country:** INDEPENDENT STATE OF WESTERN SAMOA

**Capital:** Apia

**Type of Government:** Constitutional Monarchy under native chief

**Type of Chief of State:** King

**Name of Chief of State:** MALIETOA Tanumafili II

**Name of Head of Government:** Prime Minister Va'ai KOLONE

**Foreign Minister:** same

**1987 Freedom House Index (1 is most free, 7 is least)**

**Political Freedom:** 4

**Civil Liberties:** 3

**Status of Freedom:** Partly Free

**1987 Voting with U.S. at United Nations:** 23.2%

**Fiscal 1987 U.S. Foreign Assistance (Actual Obligations)**

**Economic:** US\$ 1,018,000

**Military:** none

## **MILITARY**

**1987/8 Military Budget:** na

**Increase over 1986/7:** na

**Expenditure as a Percentage of GNP:** na

**Percentage of Government Spending:** na

**Total Regular Forces:** na

**Army:** na

**Reserves:** na

**Navy:** na

**Airforce:** na

**Combat Aircraft:** na

**Naval Vessels:** na

**Security Alliance with U.S.:** none

**U.S. Military Installations:** none

**U.S. Military Personnel:** none

**Australian Military Personnel:** small number of advisors

**Armed Opposition Groups:** none

## **INVESTMENT**

**1987 U.S. Direct Investment:** na

**1987 Western Samoan Direct Investment in the U.S.:** na