

# ALABAMA – STATE

Typical Household

Annual Expenses \$83,280

# \$1,367

## MONTHLY COST OF LIVING INCREASE\*

\*Since January 2021

### Increased Annual Expenses

↑ \$16,404 (24.5%) Total Expenses

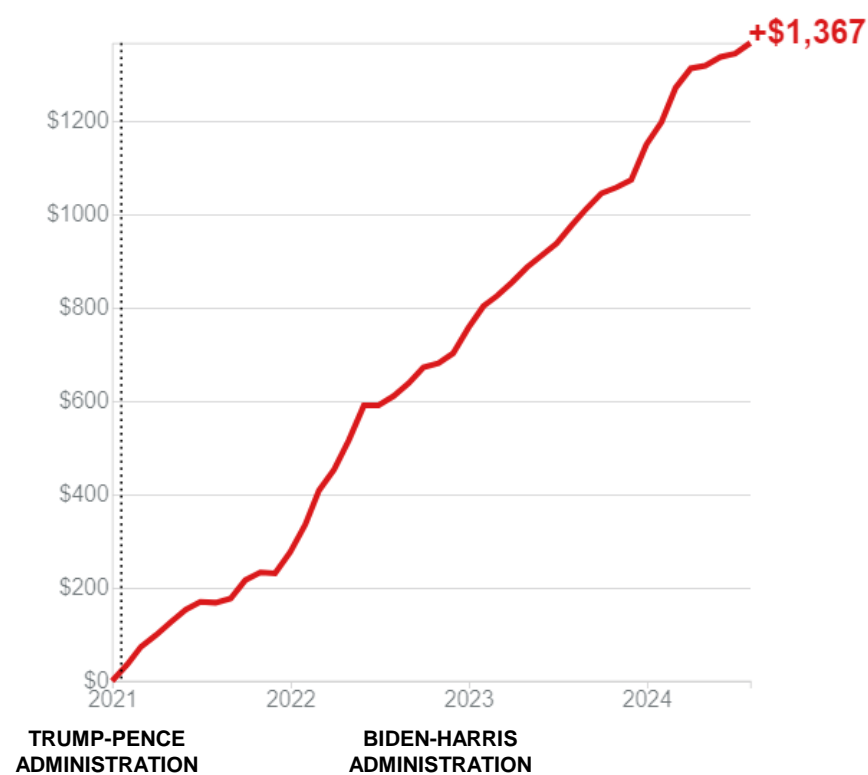
↑ \$5,964 (26.4%) for Rent/Mortgage

↑ \$1,356 (23.7%) for Groceries

↑ \$648 (44.1%) for Gasoline

**When the government spends more, you pay.**

Change in My Monthly Expenses



Source: Bureau of Labor Statistics, Consumer Price Index  
Find your personal rate at [myinflation.com](https://myinflation.com)

heritage.org



Learn more at [MyInflation.com](https://MyInflation.com)

heritage.org



# ALABAMA – DISTRICT 1

Typical Household

Annual Expenses \$83,100

# \$1,364

## MONTHLY COST OF LIVING INCREASE\*

\*Since January 2021

### Increased Annual Expenses

↑ \$16,368 (24.5%) Total Expenses

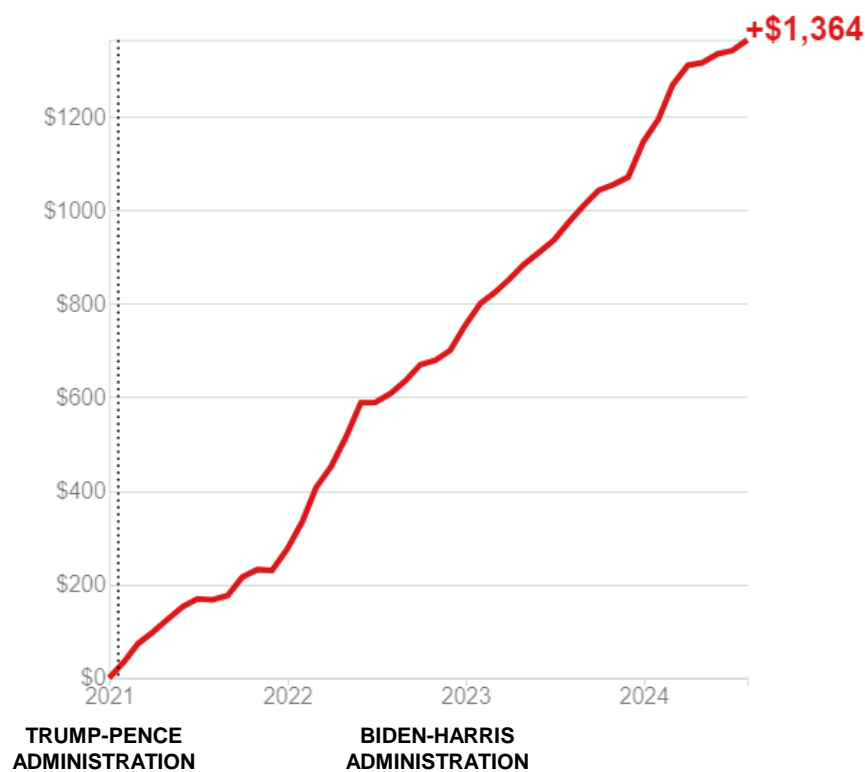
↑ \$5,952 (26.4%) for Rent/Mortgage

↑ \$1,356 (23.7%) for Groceries

↑ \$648 (44.1%) for Gasoline

**When the government spends more, you pay.**

Change in My Monthly Expenses



Source: Bureau of Labor Statistics, Consumer Price Index  
Find your personal rate at [myinflation.com](https://myinflation.com)

heritage.org



Learn more at [MyInflation.com](https://MyInflation.com)

heritage.org



# ALABAMA – DISTRICT 2

Typical Household

Annual Expenses \$81,300

# \$1,332

## MONTHLY COST OF LIVING INCREASE\*

\*Since January 2021

### Increased Annual Expenses

↑ \$15,984 (24.5%) Total Expenses

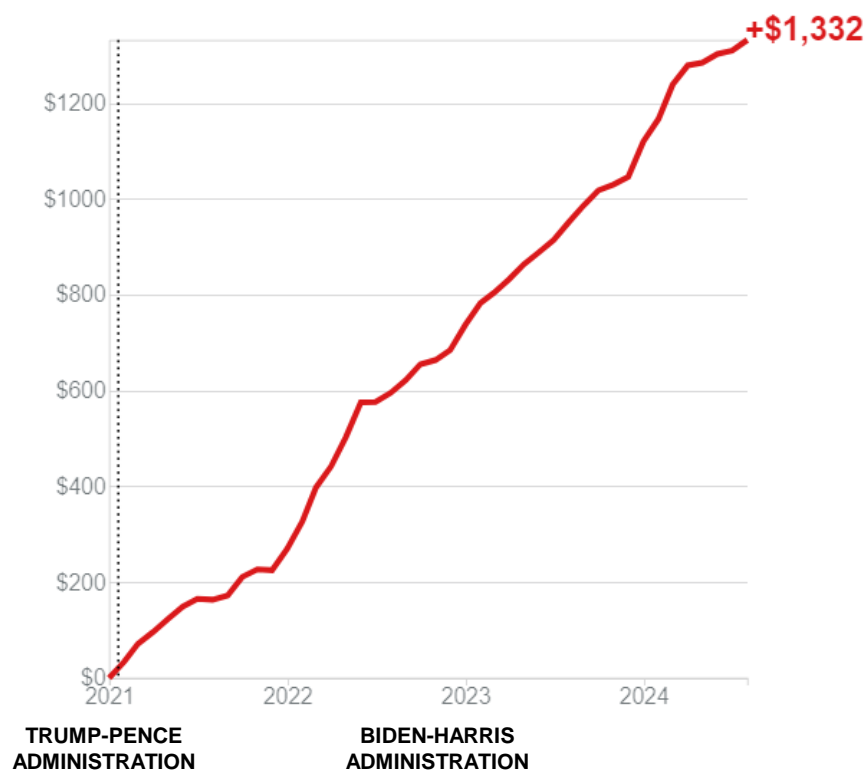
↑ \$5,820 (26.4%) for Rent/Mortgage

↑ \$1,320 (23.7%) for Groceries

↑ \$624 (44.1%) for Gasoline

**When the government spends more, you pay.**

Change in My Monthly Expenses



Source: Bureau of Labor Statistics, Consumer Price Index  
Find your personal rate at [myinflation.com](https://myinflation.com)

heritage.org



Learn more at [MyInflation.com](https://MyInflation.com)

heritage.org



## ALABAMA – DISTRICT 3

Typical Household

Annual Expenses  
\$80,880

# \$1,327

## MONTHLY COST OF LIVING INCREASE\*

\*Since January 2021

### Increased Annual Expenses

↑ \$15,924 (24.5%) Total Expenses

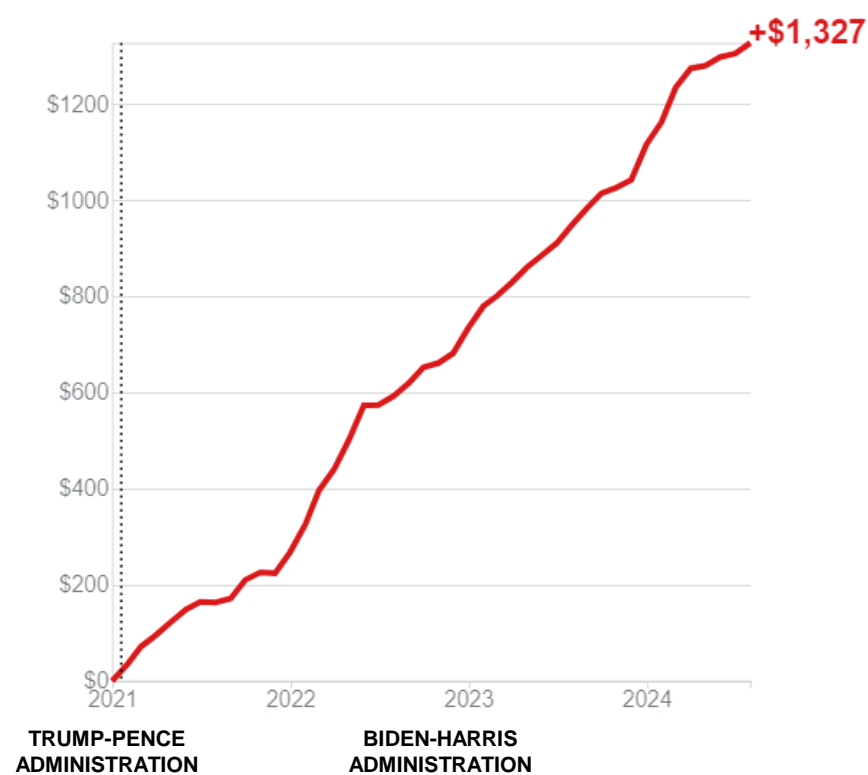
↑ \$5,784 (26.4%) for Rent/Mortgage

↑ \$1,308 (23.7%) for Groceries

↑ \$624 (44.1%) for Gasoline

**When the government spends more, you pay.**

Change in My Monthly Expenses



Source: Bureau of Labor Statistics, Consumer Price Index  
Find your personal rate at [myinflation.com](https://myinflation.com)

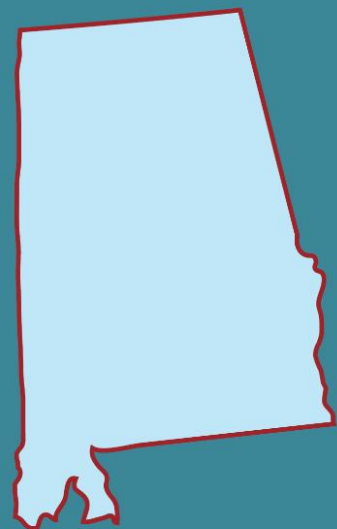
heritage.org



Learn more at  
[MyInflation.com](https://myinflation.com)

heritage.org





# ALABAMA – DISTRICT 4

Typical Household

Annual Expenses \$80,640

# \$1,323

## MONTHLY COST OF LIVING INCREASE\*

\*Since January 2021

### Increased Annual Expenses

↑ \$15,876 (24.5%) Total Expenses

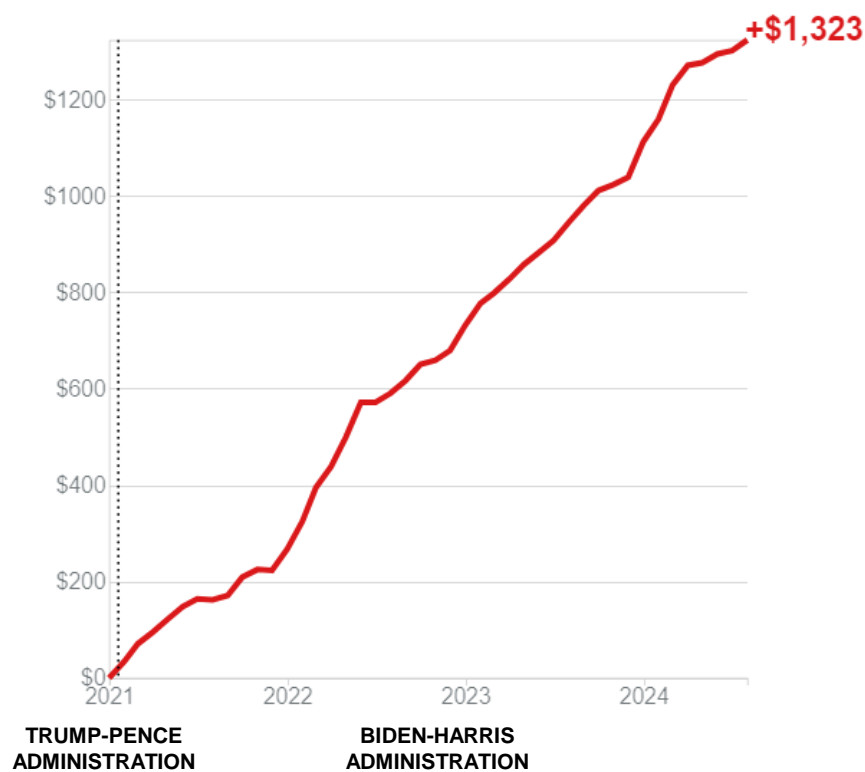
↑ \$5,772 (26.4%) for Rent/Mortgage

↑ \$1,308 (23.7%) for Groceries

↑ \$624 (44.1%) for Gasoline

**When the government spends more, you pay.**

Change in My Monthly Expenses



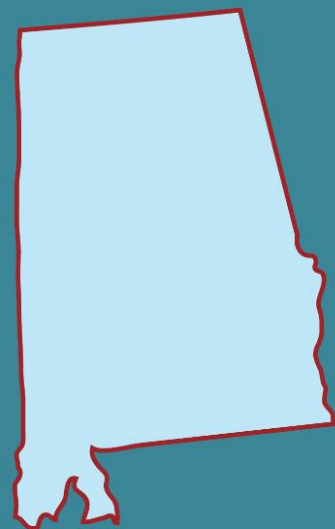
Source: Bureau of Labor Statistics, Consumer Price Index  
Find your personal rate at [myinflation.com](https://myinflation.com)

heritage.org



Learn more at [MyInflation.com](https://MyInflation.com)

heritage.org



# ALABAMA – DISTRICT 5

Typical Household

Annual Expenses \$88,740

# \$1,454

## MONTHLY COST OF LIVING INCREASE\*

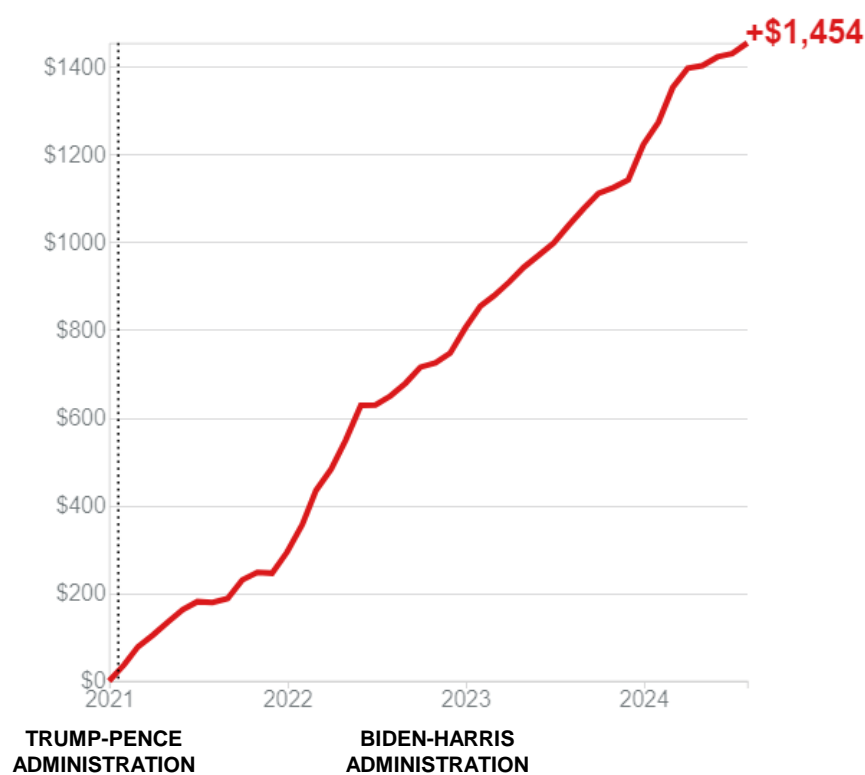
\*Since January 2021

### Increased Annual Expenses

- ↑ \$17,448 (24.5%) Total Expenses
- ↑ \$6,348 (26.4%) for Rent/Mortgage
- ↑ \$1,452 (23.7%) for Groceries
- ↑ \$684 (44.1%) for Gasoline

**When the government spends more, you pay.**

Change in My Monthly Expenses



Source: Bureau of Labor Statistics, Consumer Price Index  
Find your personal rate at [myinflation.com](https://myinflation.com)

heritage.org



Learn more at [MyInflation.com](https://MyInflation.com)

heritage.org



# ALABAMA – DISTRICT 6

Typical Household

Annual Expenses \$92,040

# \$1,510

## MONTHLY COST OF LIVING INCREASE\*

\*Since January 2021

### Increased Annual Expenses

↑ \$18,120 (24.5%) Total Expenses

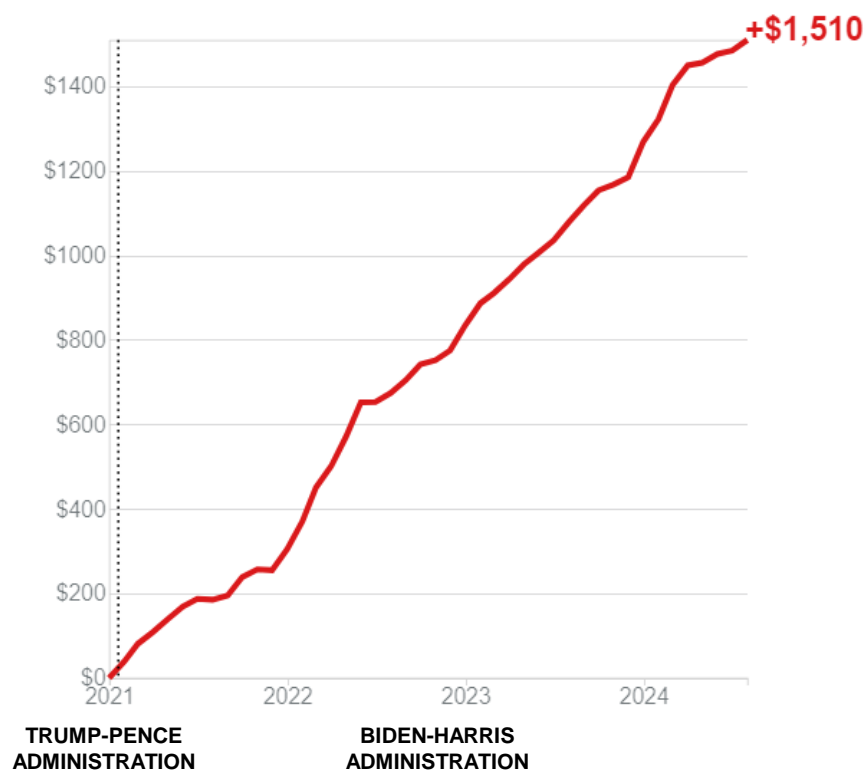
↑ \$6,588 (26.4%) for Rent/Mortgage

↑ \$1,488 (23.7%) for Groceries

↑ \$720 (44.1%) for Gasoline

**When the government spends more, you pay.**

Change in My Monthly Expenses



Source: Bureau of Labor Statistics, Consumer Price Index  
Find your personal rate at [myinflation.com](https://myinflation.com)

heritage.org



Learn more at [MyInflation.com](https://MyInflation.com)

heritage.org



# ALABAMA – DISTRICT 7

Typical Household

Annual Expenses \$76,320

# \$1,251

## MONTHLY COST OF LIVING INCREASE\*

\*Since January 2021

### Increased Annual Expenses

↑ \$15,012 (24.5%) Total Expenses

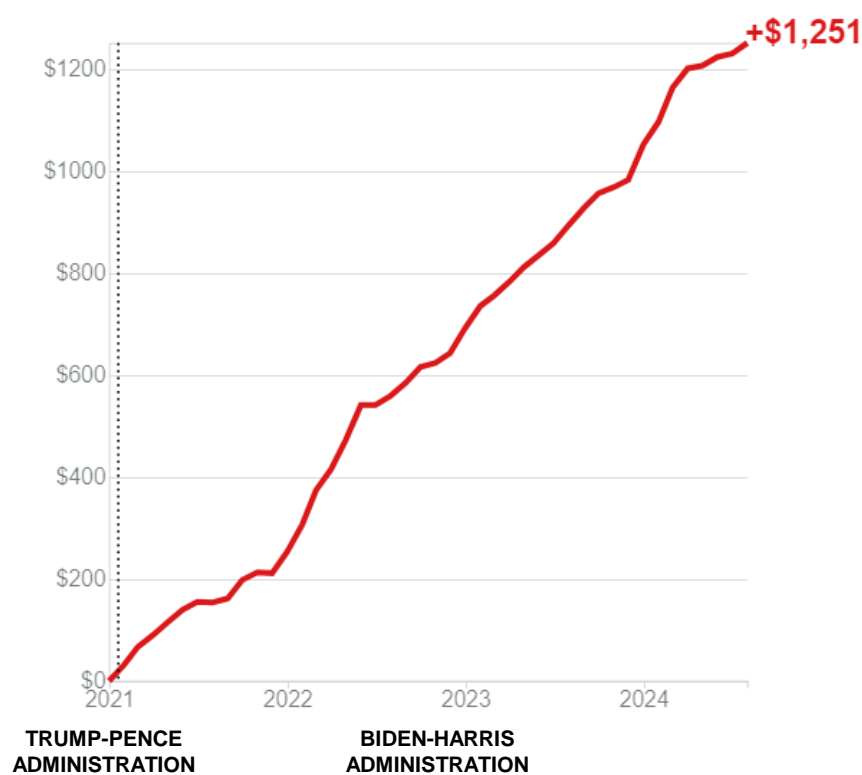
↑ \$5,460 (26.4%) for Rent/Mortgage

↑ \$1,236 (23.7%) for Groceries

↑ \$588 (44.1%) for Gasoline

**When the government spends more, you pay.**

Change in My Monthly Expenses



Source: Bureau of Labor Statistics, Consumer Price Index  
Find your personal rate at [myinflation.com](https://myinflation.com)

heritage.org



Learn more at [MyInflation.com](https://MyInflation.com)

heritage.org