



ARKANSAS – STATE

Typical Household

Annual Expenses \$81,600

\$1,292

MONTHLY COST OF LIVING INCREASE*

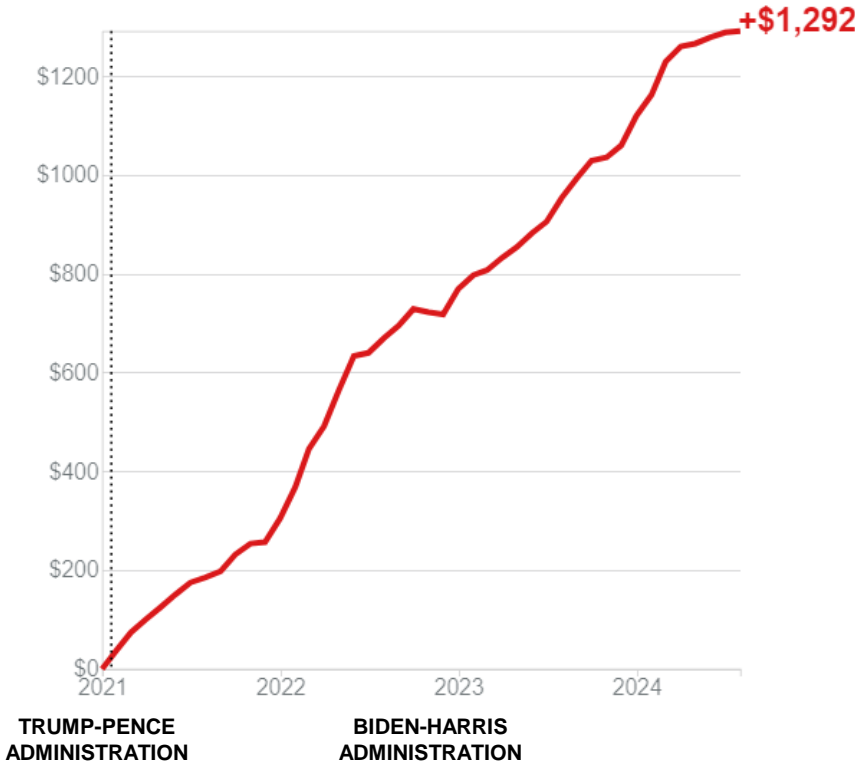
*Since January 2021

Increased Annual Expenses

- ↑ \$15,504 (23.5%) Total Expenses
- ↑ \$5,064 (22.1%) for Rent/Mortgage
- ↑ \$1,296 (23.1%) for Groceries
- ↑ \$648 (46.3%) for Gasoline

When the government spends more, you pay.

Change in My Monthly Expenses



Source: Bureau of Labor Statistics, Consumer Price Index
Find your personal rate at myinflation.com



Learn more at MyInflation.com



ARKANSAS – DISTRICT 1

Typical Household

Annual Expenses \$75,900

\$1,200

MONTHLY COST OF LIVING INCREASE*

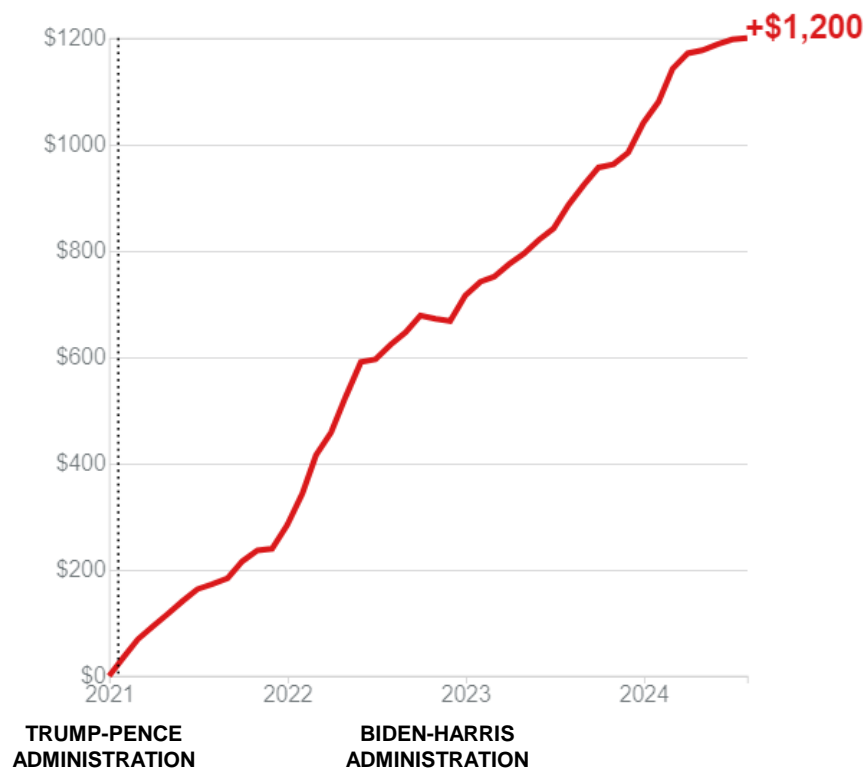
*Since January 2021

Increased Annual Expenses

- ↑ \$14,400 (23.4%) Total Expenses
- ↑ \$4,716 (22.1%) for Rent/Mortgage
- ↑ \$1,200 (23.1%) for Groceries
- ↑ \$612 (46.3%) for Gasoline

When the government spends more, you pay.

Change in My Monthly Expenses



Source: Bureau of Labor Statistics, Consumer Price Index
Find your personal rate at myinflation.com

heritage.org



Learn more at MyInflation.com

heritage.org



ARKANSAS – DISTRICT 2

Typical Household

Annual Expenses \$85,380

\$1,334

MONTHLY COST OF LIVING INCREASE*

*Since January 2021

Increased Annual Expenses

↑ \$16,008 (23.5%) Total Expenses

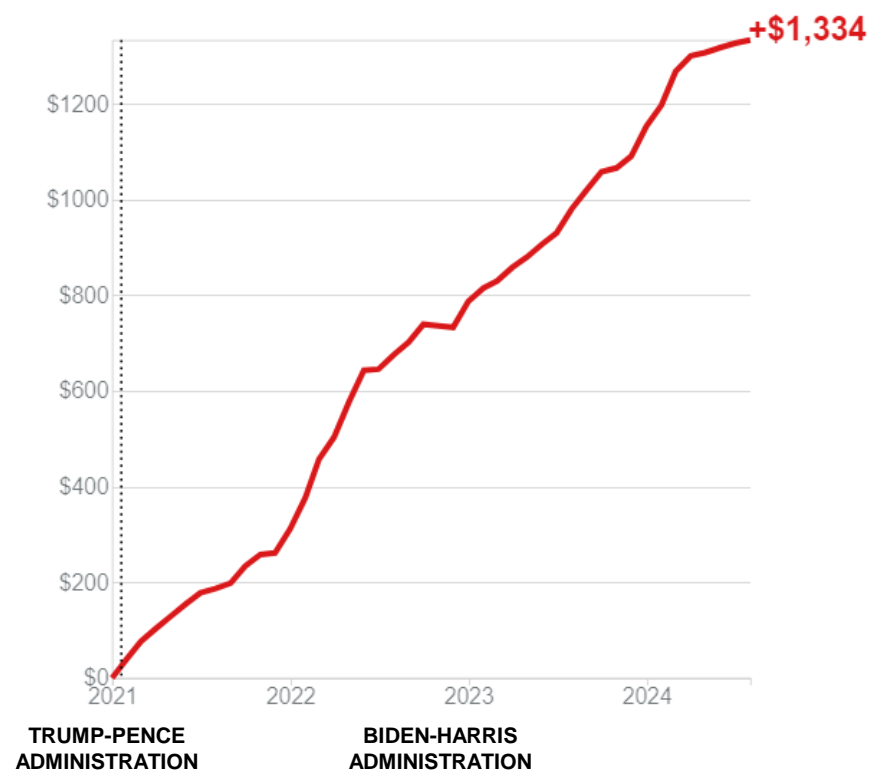
↑ \$5,304 (22.1%) for Rent/Mortgage

↑ \$1,368 (23.1%) for Groceries

↑ \$684 (46.3%) for Gasoline

When the government spends more, you pay.

Change in My Monthly Expenses



Source: Bureau of Labor Statistics, Consumer Price Index
Find your personal rate at myinflation.com

heritage.org



Learn more at MyInflation.com

heritage.org



ARKANSAS – DISTRICT 3

Typical Household

Annual Expenses \$88,620

\$1,400

MONTHLY COST OF LIVING INCREASE*

*Since January 2021

Increased Annual Expenses

↑ \$16,800 (23.4%) Total Expenses

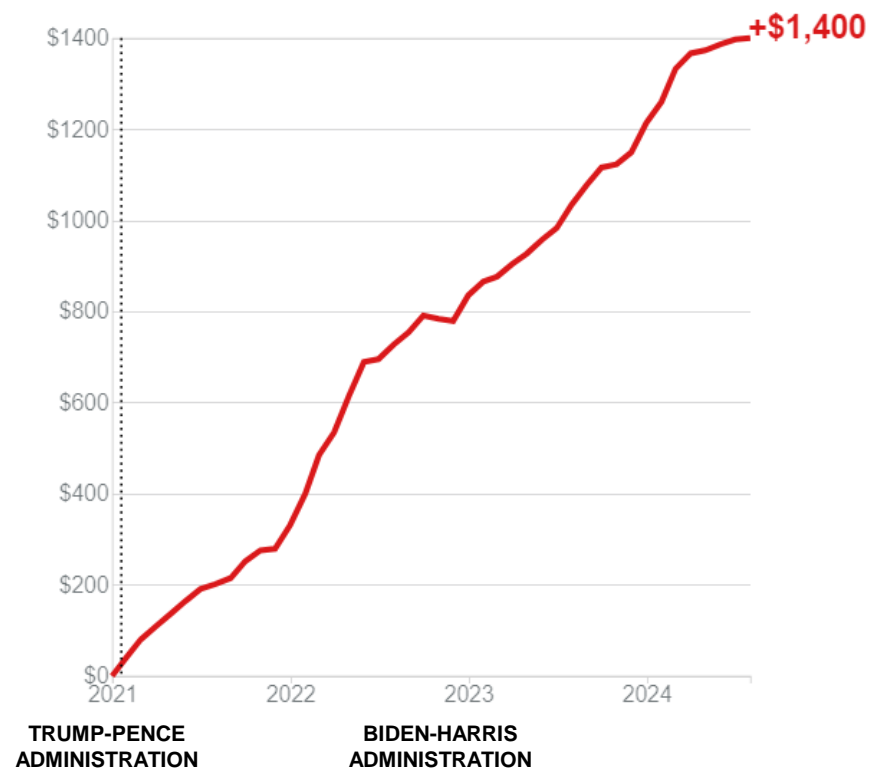
↑ \$5,520 (22.1%) for Rent/Mortgage

↑ \$1,404 (23.1%) for Groceries

↑ \$708 (46.3%) for Gasoline

When the government spends more, you pay.

Change in My Monthly Expenses



Source: Bureau of Labor Statistics, Consumer Price Index
Find your personal rate at myinflation.com

heritage.org



Learn more at MyInflation.com

heritage.org



ARKANSAS – DISTRICT 4

Typical Household

Annual Expenses \$75,660

\$1,198

MONTHLY COST OF LIVING INCREASE*

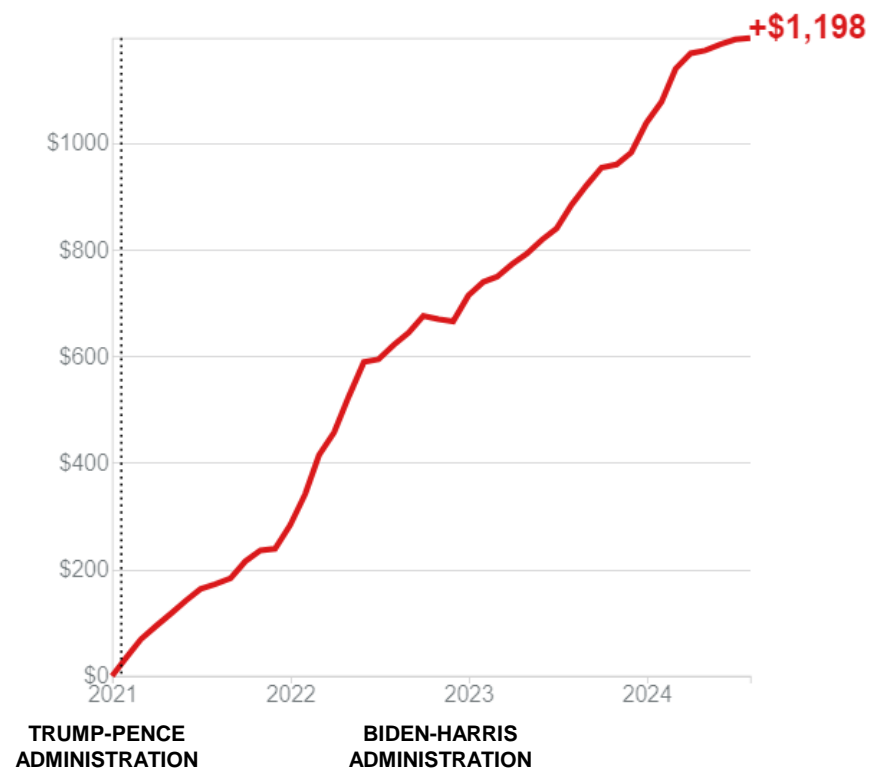
*Since January 2021

Increased Annual Expenses

- ↑ \$14,376 (23.4%) Total Expenses
- ↑ \$4,704 (22.1%) for Rent/Mortgage
- ↑ \$1,200 (23.1%) for Groceries
- ↑ \$612 (46.3%) for Gasoline

When the government spends more, you pay.

Change in My Monthly Expenses



Source: Bureau of Labor Statistics, Consumer Price Index
Find your personal rate at myinflation.com

heritage.org



Learn more at MyInflation.com

heritage.org