



HAWAII – STATE

Typical Household

Annual Expenses \$94,020

\$1,365

MONTHLY COST OF LIVING INCREASE*

*Since January 2021

Increased Annual Expenses

↑ \$16,380 (21.1%) Total Expenses

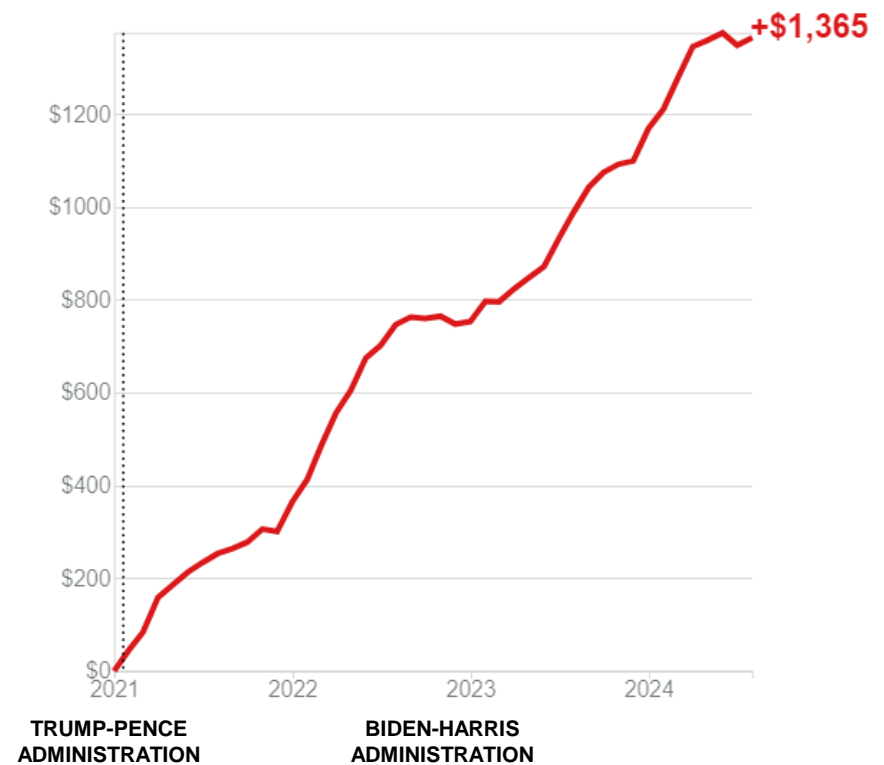
↑ \$4,872 (17.8%) for Rent/Mortgage

↑ \$1,176 (17.3%) for Groceries

↑ \$756 (48.2%) for Gasoline

When the government spends more, you pay.

Change in My Monthly Expenses



Source: Bureau of Labor Statistics, Consumer Price Index
Find your personal rate at myinflation.com

heritage.org



Learn more at MyInflation.com

heritage.org



HAWAII – DISTRICT 1

Typical Household

Annual Expenses \$94,860

\$1,377

MONTHLY COST OF LIVING INCREASE*

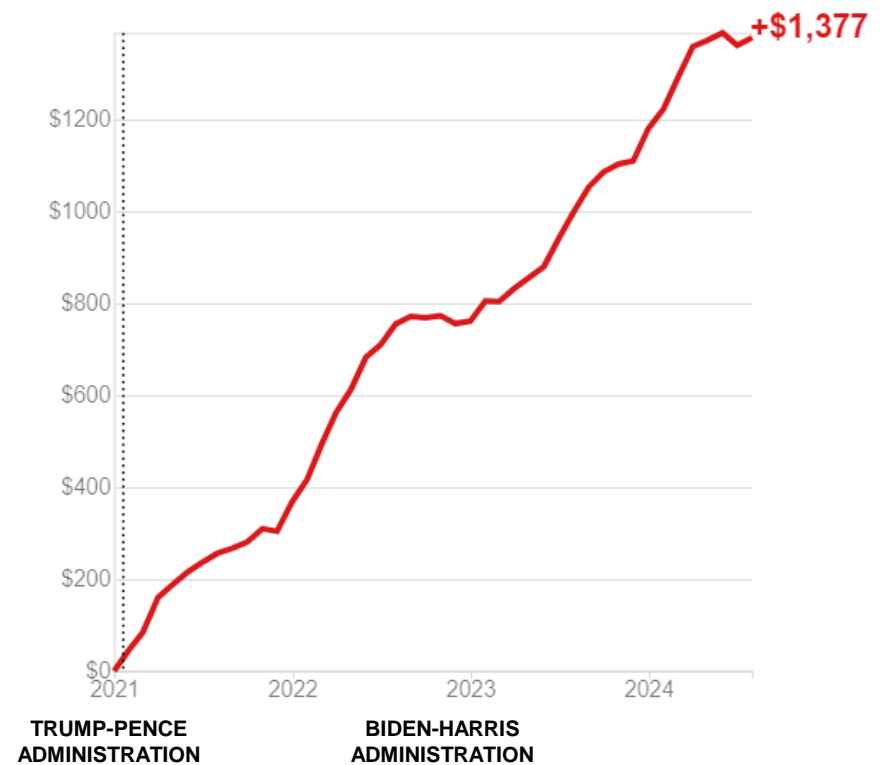
*Since January 2021

Increased Annual Expenses

- ↑ \$16,524 (21.1%) Total Expenses
- ↑ \$4,920 (17.8%) for Rent/Mortgage
- ↑ \$1,188 (17.3%) for Groceries
- ↑ \$780 (48.2%) for Gasoline

When the government spends more, you pay.

Change in My Monthly Expenses



Source: Bureau of Labor Statistics, Consumer Price Index
Find your personal rate at myinflation.com

heritage.org



Learn more at MyInflation.com

heritage.org



HAWAII – DISTRICT 2

Typical Household

Annual Expenses \$93,240

\$1,355

MONTHLY COST OF LIVING INCREASE*

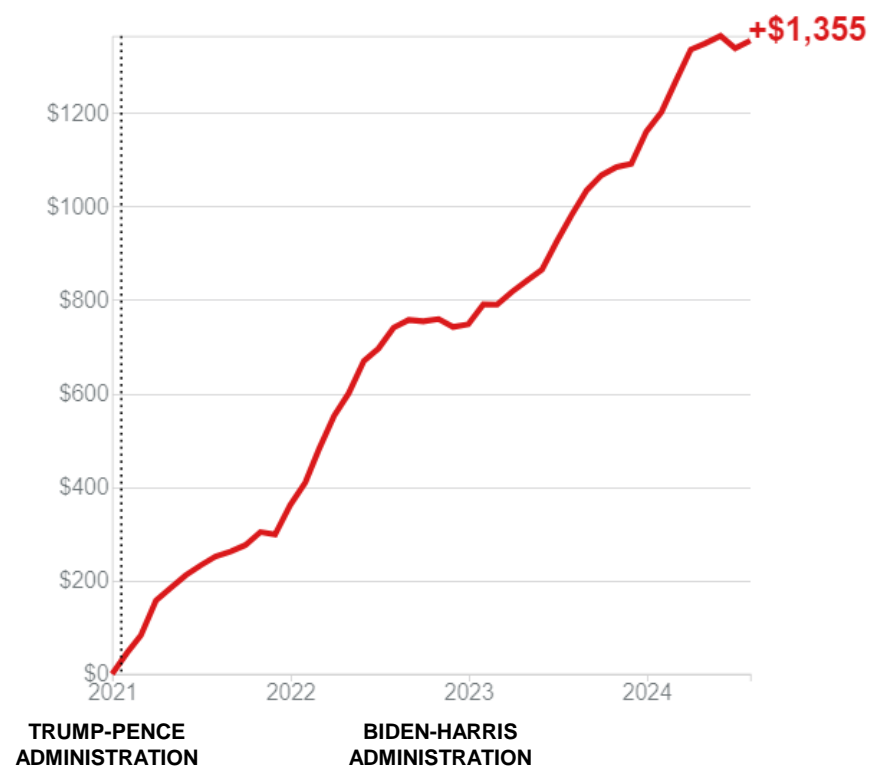
*Since January 2021

Increased Annual Expenses

- ↑ \$16,260 (21.1%) Total Expenses
- ↑ \$4,824 (17.8%) for Rent/Mortgage
- ↑ \$1,164 (17.3%) for Groceries
- ↑ \$756 (48.2%) for Gasoline

When the government spends more, you pay.

Change in My Monthly Expenses



Source: Bureau of Labor Statistics, Consumer Price Index
Find your personal rate at myinflation.com

heritage.org



Learn more at MyInflation.com

heritage.org