

IOWA – STATE

Typical Household

Annual Expenses \$86,820

\$1,390

MONTHLY COST OF LIVING INCREASE*

*Since January 2021

Increased Annual Expenses

↑ \$16,680 (23.8%) Total Expenses

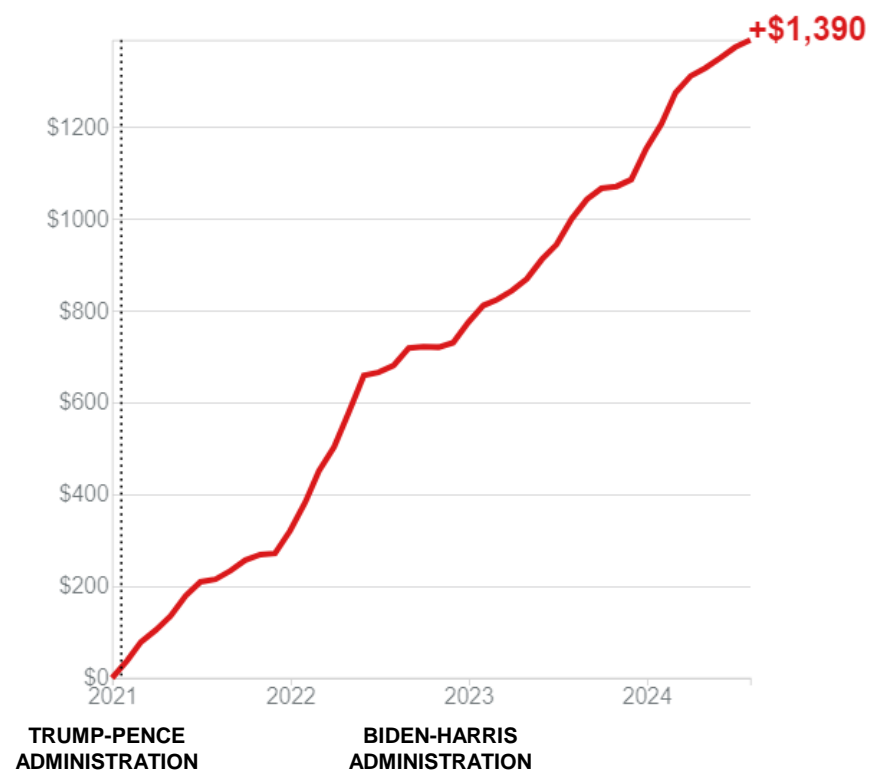
↑ \$5,292 (21.7%) for Rent/Mortgage

↑ \$1,296 (21.3%) for Groceries

↑ \$672 (45.3%) for Gasoline

When the government spends more, you pay.

Change in My Monthly Expenses

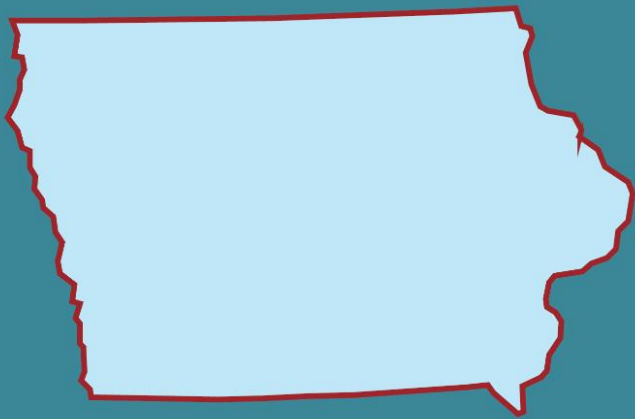


Source: Bureau of Labor Statistics, Consumer Price Index
Find your personal rate at myinflation.com

heritage.org



Learn more at MyInflation.com



IOWA – DISTRICT 1

Typical Household

Annual Expenses \$86,760

\$1,389

MONTHLY COST OF LIVING INCREASE*

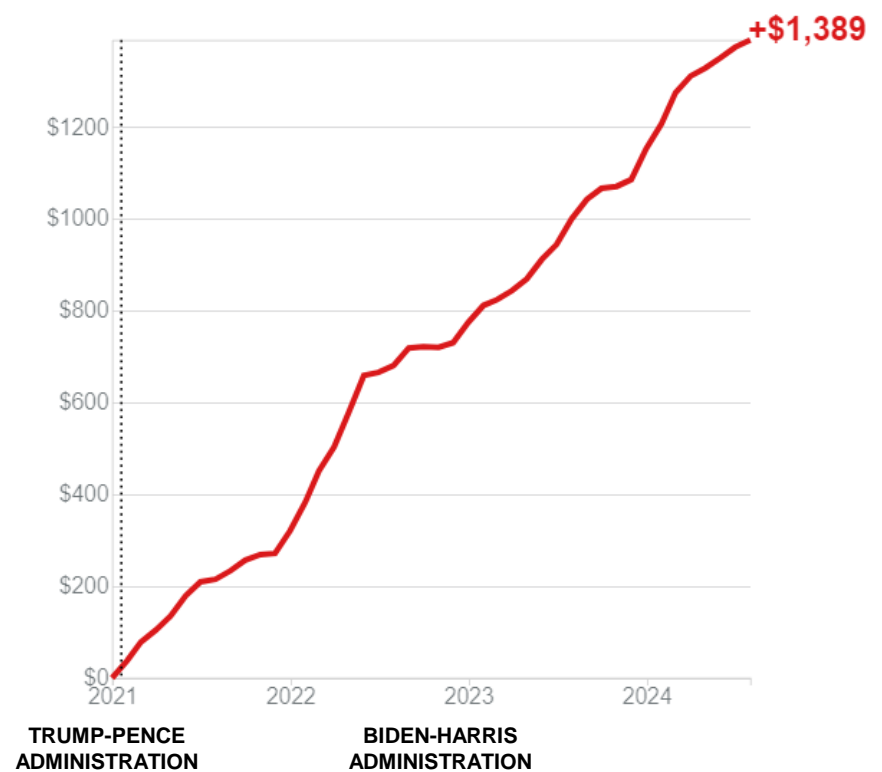
*Since January 2021

Increased Annual Expenses

- ↑ \$16,668 (23.8%) Total Expenses
- ↑ \$5,292 (21.7%) for Rent/Mortgage
- ↑ \$1,296 (21.3%) for Groceries
- ↑ \$672 (45.3%) for Gasoline

When the government spends more, you pay.

Change in My Monthly Expenses



Source: Bureau of Labor Statistics, Consumer Price Index
Find your personal rate at myinflation.com

heritage.org



Learn more at MyInflation.com

heritage.org



IOWA – DISTRICT 2

Typical Household

Annual Expenses \$85,260

\$1,362

MONTHLY COST OF LIVING INCREASE*

*Since January 2021

Increased Annual Expenses

↑ \$16,344 (23.7%) Total Expenses

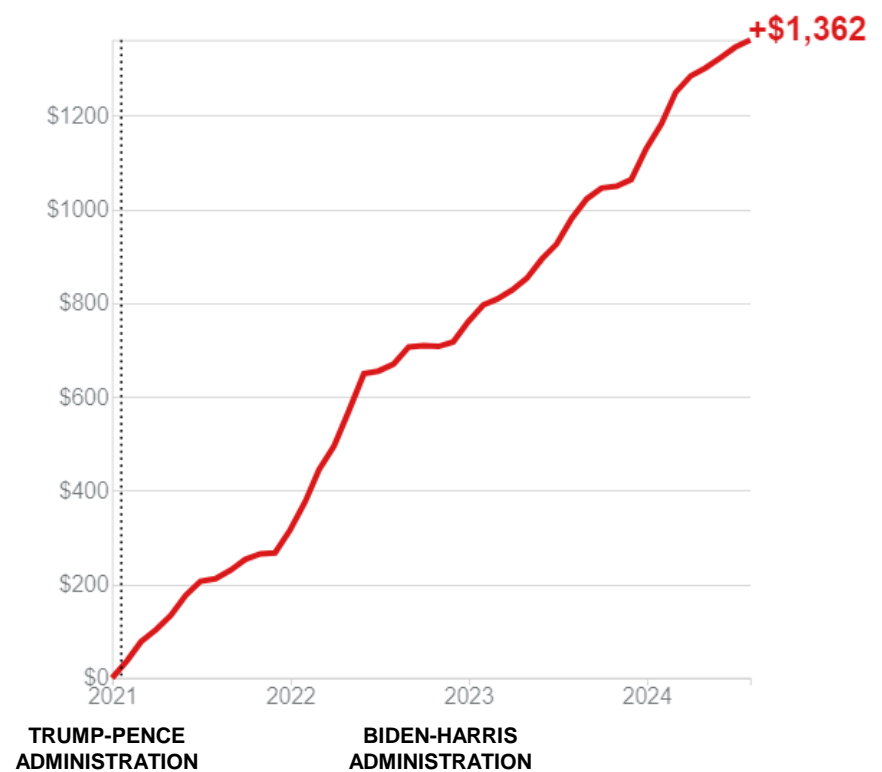
↑ \$5,196 (21.7%) for Rent/Mortgage

↑ \$1,272 (21.3%) for Groceries

↑ \$672 (45.3%) for Gasoline

When the government spends more, you pay.

Change in My Monthly Expenses



Source: Bureau of Labor Statistics, Consumer Price Index
Find your personal rate at myinflation.com

heritage.org



Learn more at MyInflation.com

heritage.org



IOWA – DISTRICT 3

Typical Household

Annual Expenses \$89,880

\$1,437

MONTHLY COST OF LIVING INCREASE*

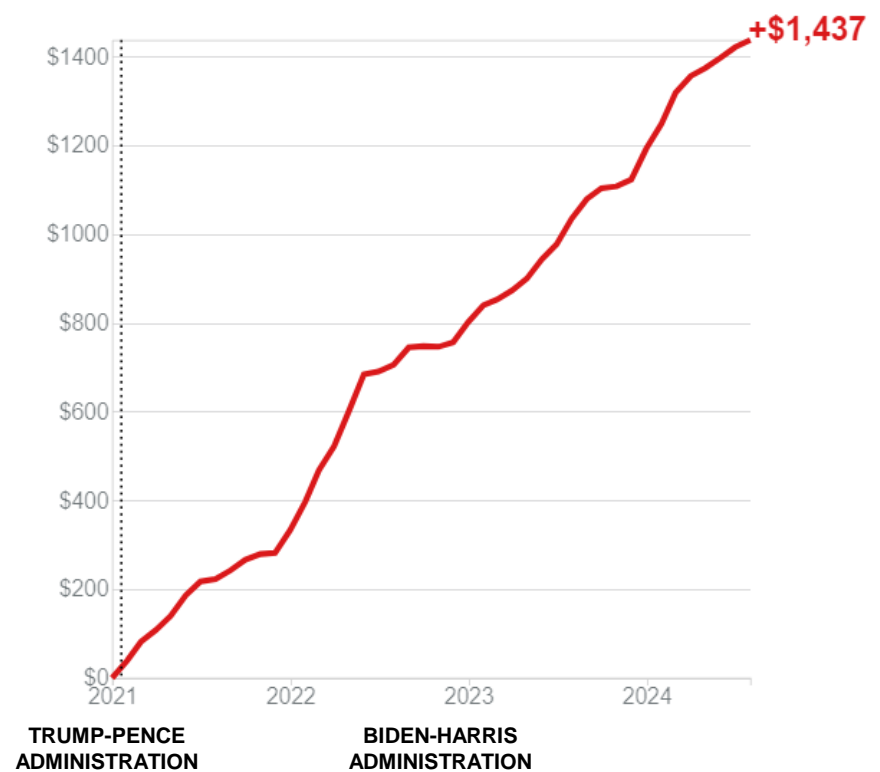
*Since January 2021

Increased Annual Expenses

- ↑ \$17,244 (23.7%) Total Expenses
- ↑ \$5,484 (21.7%) for Rent/Mortgage
- ↑ \$1,332 (21.3%) for Groceries
- ↑ \$708 (45.3%) for Gasoline

When the government spends more, you pay.

Change in My Monthly Expenses



Source: Bureau of Labor Statistics, Consumer Price Index
Find your personal rate at myinflation.com

heritage.org



Learn more at MyInflation.com

heritage.org



IOWA – DISTRICT 4

Typical Household

Annual Expenses \$85,260

\$1,362

MONTHLY COST OF LIVING INCREASE*

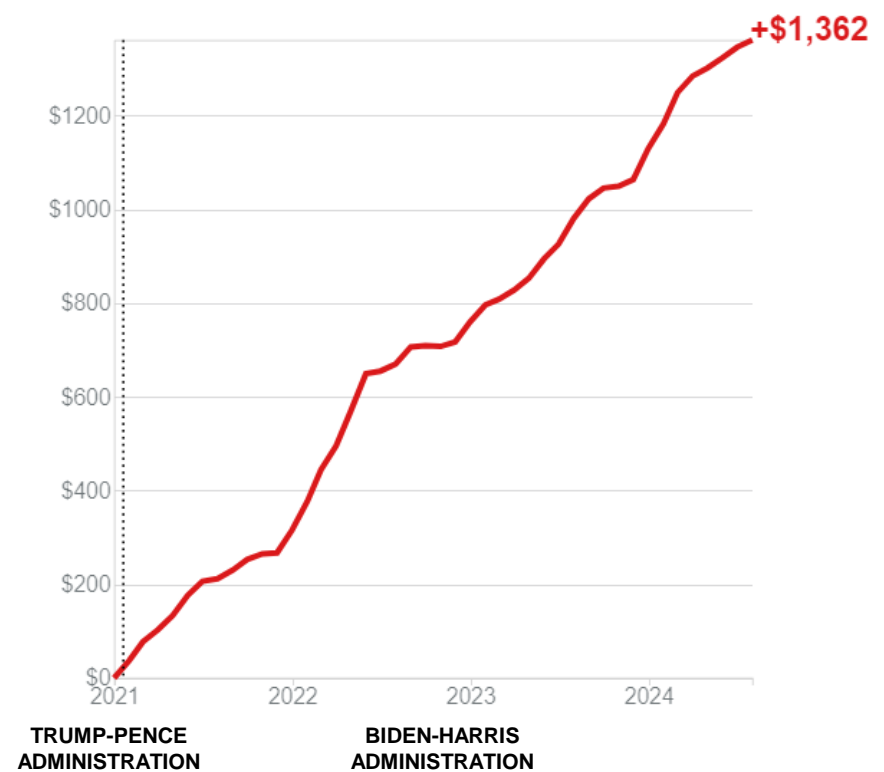
*Since January 2021

Increased Annual Expenses

- ↑ \$16,344 (23.7%) Total Expenses
- ↑ \$5,196 (21.7%) for Rent/Mortgage
- ↑ \$1,272 (21.3%) for Groceries
- ↑ \$672 (45.3%) for Gasoline

When the government spends more, you pay.

Change in My Monthly Expenses



Source: Bureau of Labor Statistics, Consumer Price Index
Find your personal rate at myinflation.com

heritage.org



Learn more at MyInflation.com

heritage.org