



# IDAHO – STATE

Typical Household

Annual Expenses \$88,440

# \$1,470

## MONTHLY COST OF LIVING INCREASE\*

\*Since January 2021

### Increased Annual Expenses

↑ \$17,640 (24.9%) Total Expenses

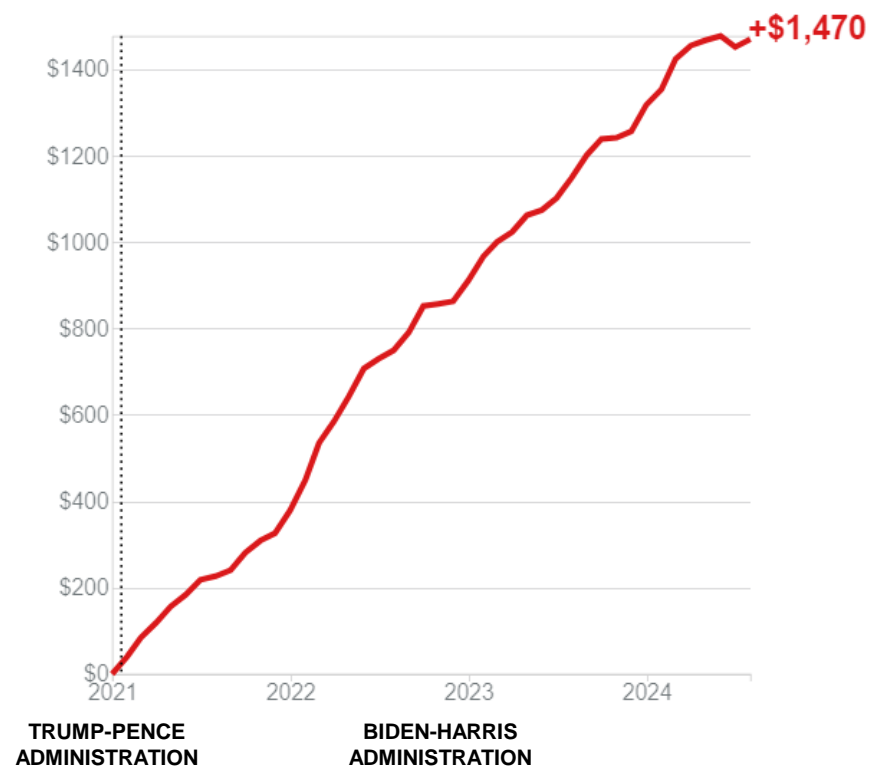
↑ \$6,612 (27.9%) for Rent/Mortgage

↑ \$1,272 (20.5%) for Groceries

↑ \$744 (50.4%) for Gasoline

**When the government spends more, you pay.**

Change in My Monthly Expenses



Source: Bureau of Labor Statistics, Consumer Price Index  
Find your personal rate at [myinflation.com](https://myinflation.com)

heritage.org



Learn more at [MyInflation.com](https://MyInflation.com)

heritage.org



## IDAHO – DISTRICT 1

Typical Household

Annual Expenses  
\$88,920

# \$1,476

## MONTHLY COST OF LIVING INCREASE\*

\*Since January 2021

### Increased Annual Expenses

↑ \$17,712 (24.9%) Total Expenses

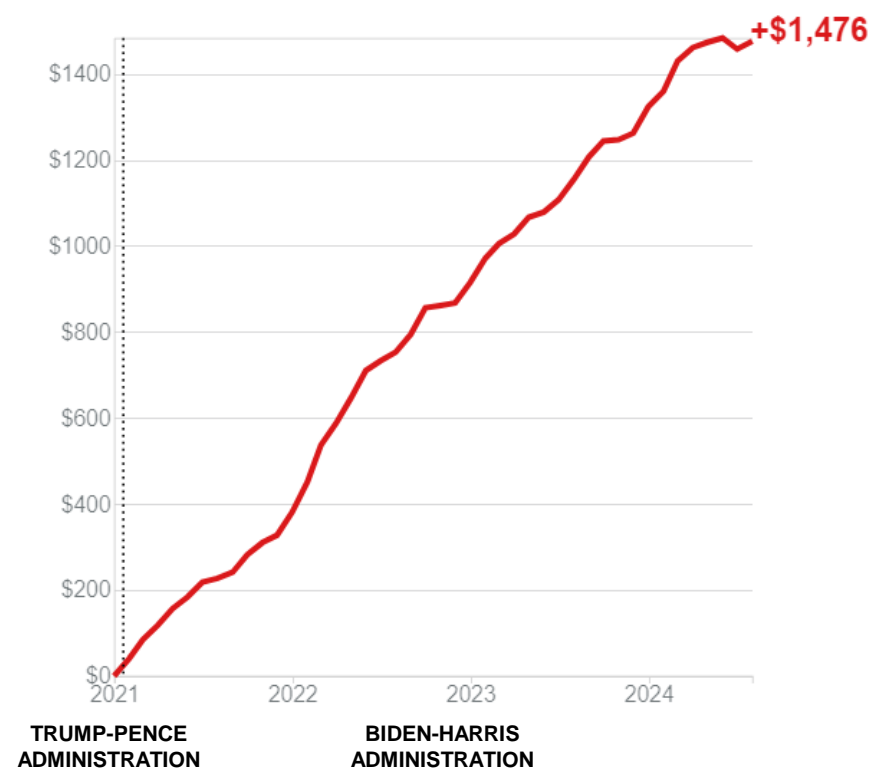
↑ \$6,648 (27.9%) for Rent/Mortgage

↑ \$1,284 (20.5%) for Groceries

↑ \$744 (50.4%) for Gasoline

**When the government spends more, you pay.**

Change in My Monthly Expenses



Source: Bureau of Labor Statistics, Consumer Price Index  
Find your personal rate at [myinflation.com](https://myinflation.com)

heritage.org



Learn more at  
[MyInflation.com](https://myinflation.com)

heritage.org



# IDAHO – DISTRICT 2

Typical Household

Annual Expenses \$87,840

# \$1,462

## MONTHLY COST OF LIVING INCREASE\*

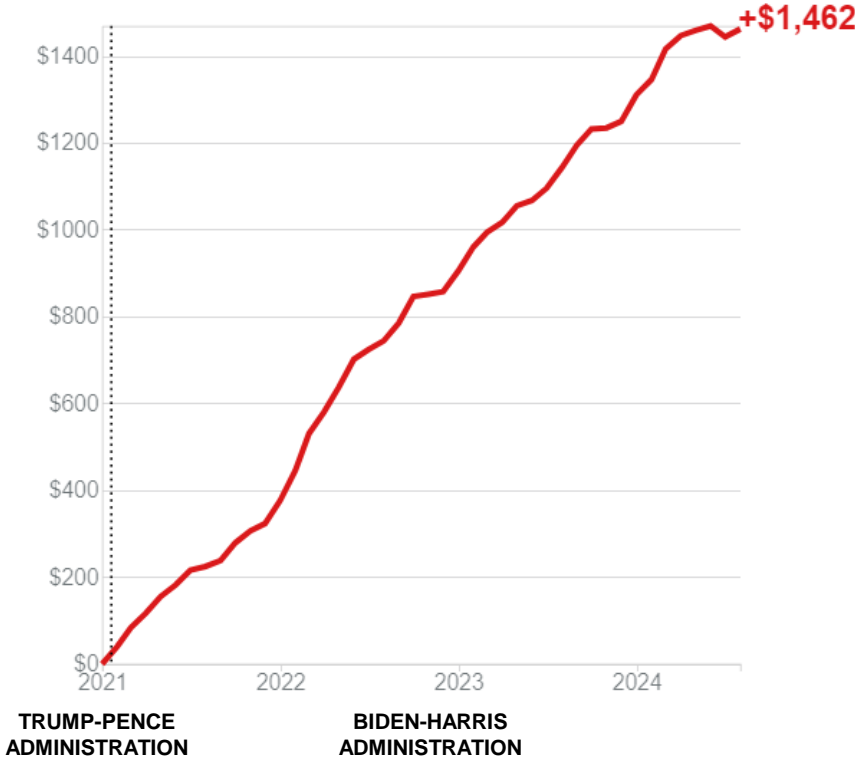
\*Since January 2021

### Increased Annual Expenses

- ↑ \$17,544 (25.0%) Total Expenses
- ↑ \$6,564 (27.9%) for Rent/Mortgage
- ↑ \$1,260 (20.5%) for Groceries
- ↑ \$744 (50.4%) for Gasoline

**When the government spends more, you pay.**

Change in My Monthly Expenses



Source: Bureau of Labor Statistics, Consumer Price Index  
Find your personal rate at [myinflation.com](https://myinflation.com)



Learn more at [MyInflation.com](https://MyInflation.com)