

# KANSAS – STATE

Typical Household

Annual Expenses \$85,860

# \$1,373

## MONTHLY COST OF LIVING INCREASE\*

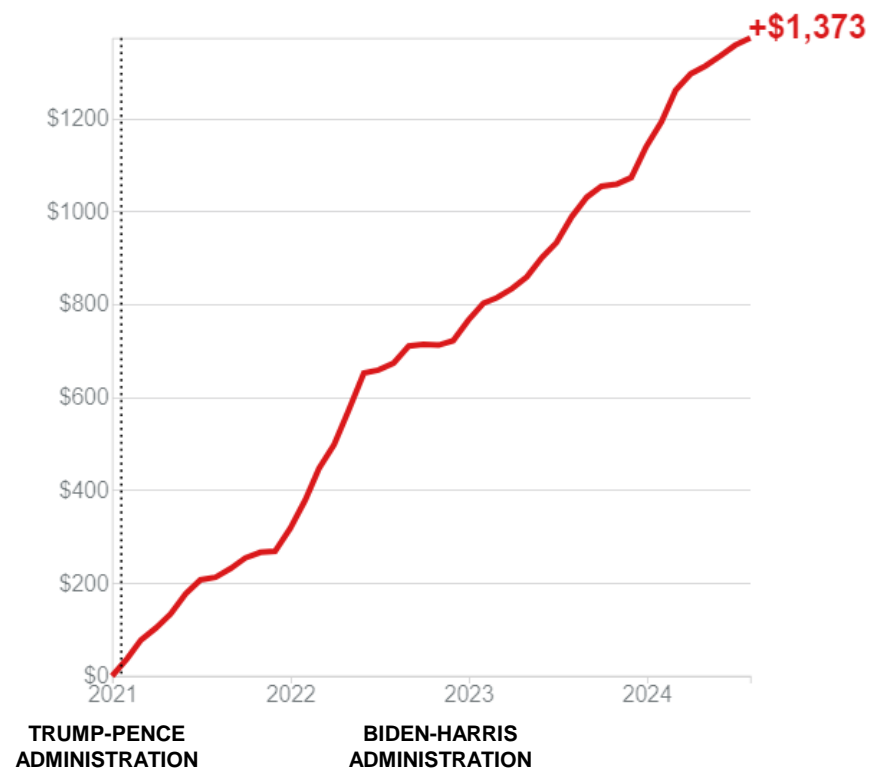
\*Since January 2021

### Increased Annual Expenses

- ↑ \$16,476 (23.7%) Total Expenses
- ↑ \$5,232 (21.7%) for Rent/Mortgage
- ↑ \$1,272 (21.3%) for Groceries
- ↑ \$672 (45.3%) for Gasoline

**When the government spends more, you pay.**

Change in My Monthly Expenses



Source: Bureau of Labor Statistics, Consumer Price Index  
Find your personal rate at [myinflation.com](https://myinflation.com)


heritage.org



Learn more at [MyInflation.com](https://MyInflation.com)

heritage.org

# KANSAS – DISTRICT 1



Typical Household

Annual Expenses  
\$82,500

# \$1,319

## MONTHLY COST OF LIVING INCREASE\*

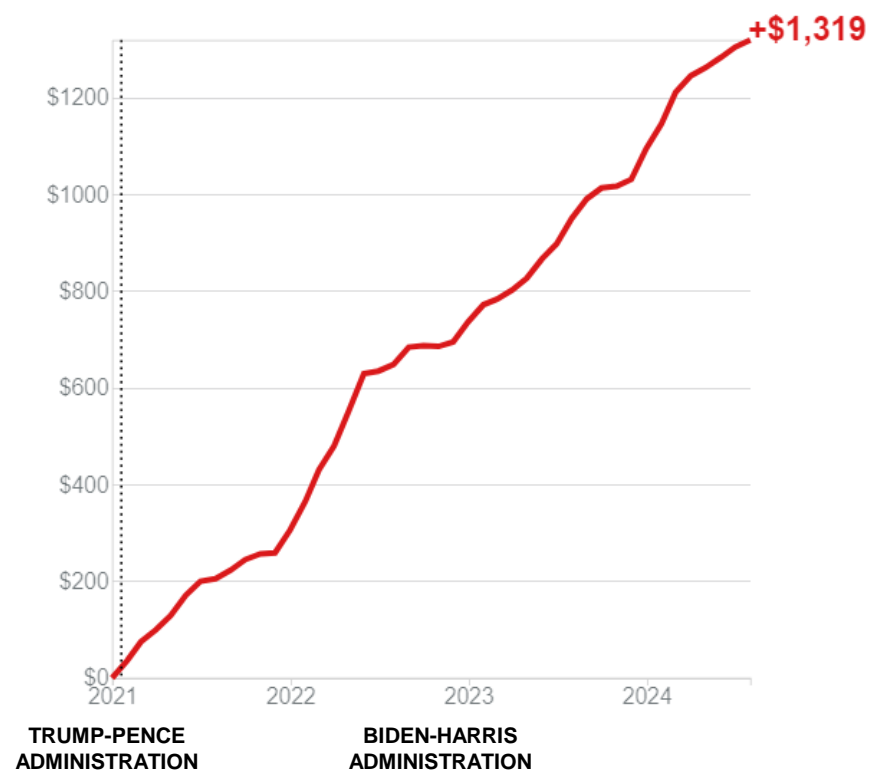
\*Since January 2021

### Increased Annual Expenses

- ↑ \$15,828 (23.7%) Total Expenses
- ↑ \$5,028 (21.7%) for Rent/Mortgage
- ↑ \$1,236 (21.3%) for Groceries
- ↑ \$660 (45.3%) for Gasoline

**When the government spends more, you pay.**

Change in My Monthly Expenses



Source: Bureau of Labor Statistics, Consumer Price Index  
Find your personal rate at [myinflation.com](https://myinflation.com)


heritage.org



Learn more at  
[MyInflation.com](https://myinflation.com)

heritage.org

# KANSAS – DISTRICT 2



Typical Household

Annual Expenses  
\$81,480

# \$1,302

## MONTHLY COST OF LIVING INCREASE\*

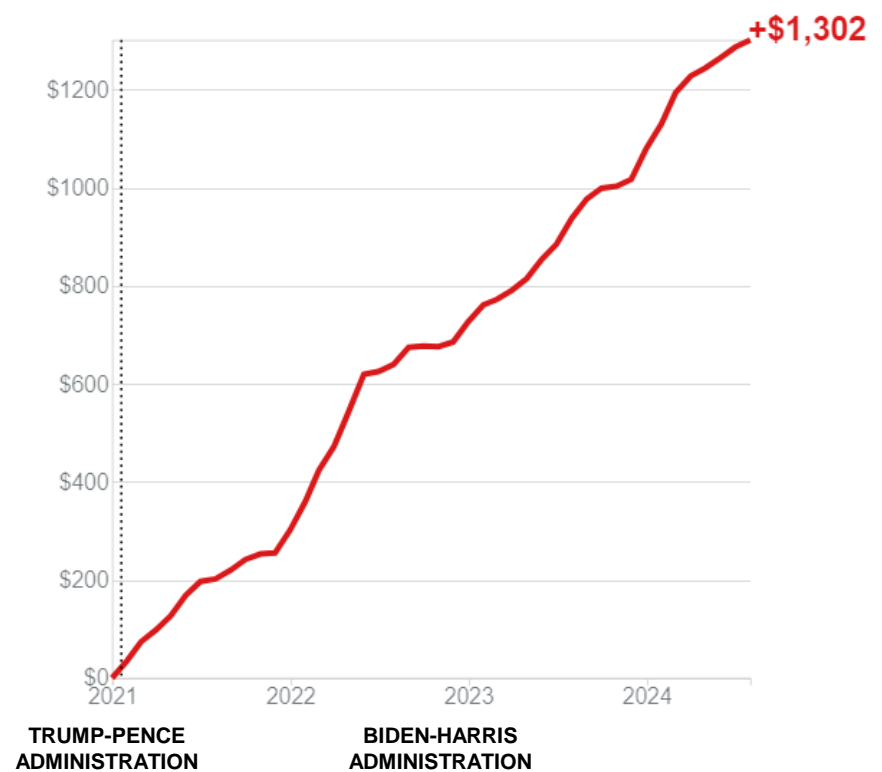
\*Since January 2021

### Increased Annual Expenses

- ↑ \$15,624 (23.7%) Total Expenses
- ↑ \$4,968 (21.7%) for Rent/Mortgage
- ↑ \$1,212 (21.3%) for Groceries
- ↑ \$636 (45.3%) for Gasoline

**When the government spends more, you pay.**

Change in My Monthly Expenses



Source: Bureau of Labor Statistics, Consumer Price Index  
Find your personal rate at [myinflation.com](https://myinflation.com)


heritage.org



Learn more at  
[MyInflation.com](https://myinflation.com)

heritage.org

# KANSAS – DISTRICT 3



Typical Household

Annual Expenses  
\$87,420

# \$1,397

## MONTHLY COST OF LIVING INCREASE\*

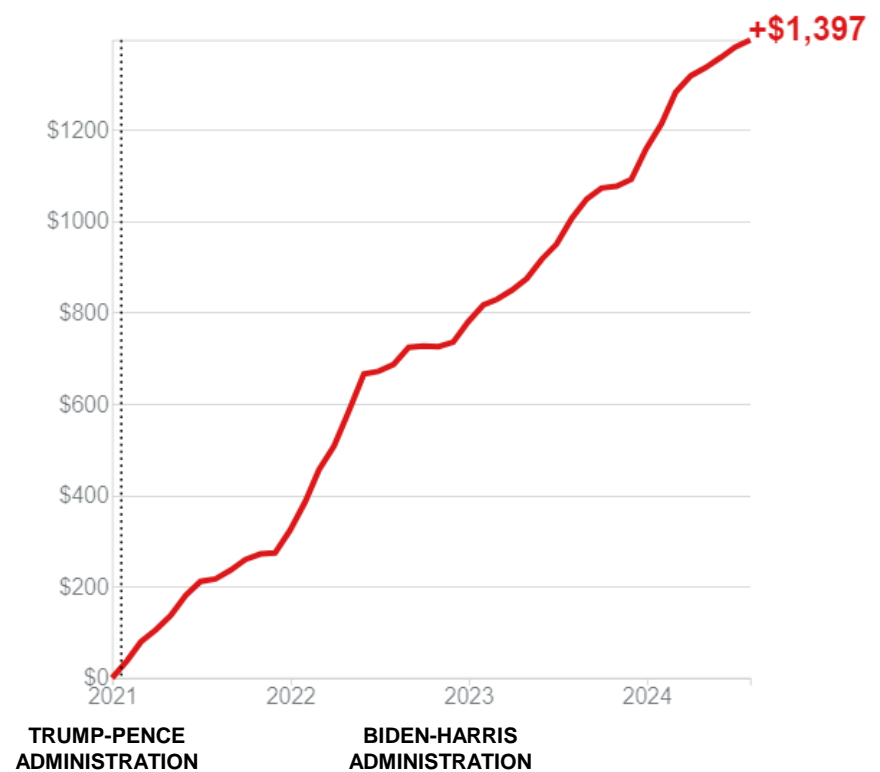
\*Since January 2021

### Increased Annual Expenses

- ↑ \$16,764 (23.7%) Total Expenses
- ↑ \$5,328 (21.7%) for Rent/Mortgage
- ↑ \$1,308 (21.3%) for Groceries
- ↑ \$696 (45.3%) for Gasoline

**When the government spends more, you pay.**

Change in My Monthly Expenses



Source: Bureau of Labor Statistics, Consumer Price Index  
Find your personal rate at [myinflation.com](https://myinflation.com)


heritage.org



Learn more at  
[MyInflation.com](https://myinflation.com)

heritage.org

# KANSAS – DISTRICT 4



Typical Household

Annual Expenses  
\$84,600

# \$1,354

## MONTHLY COST OF LIVING INCREASE\*

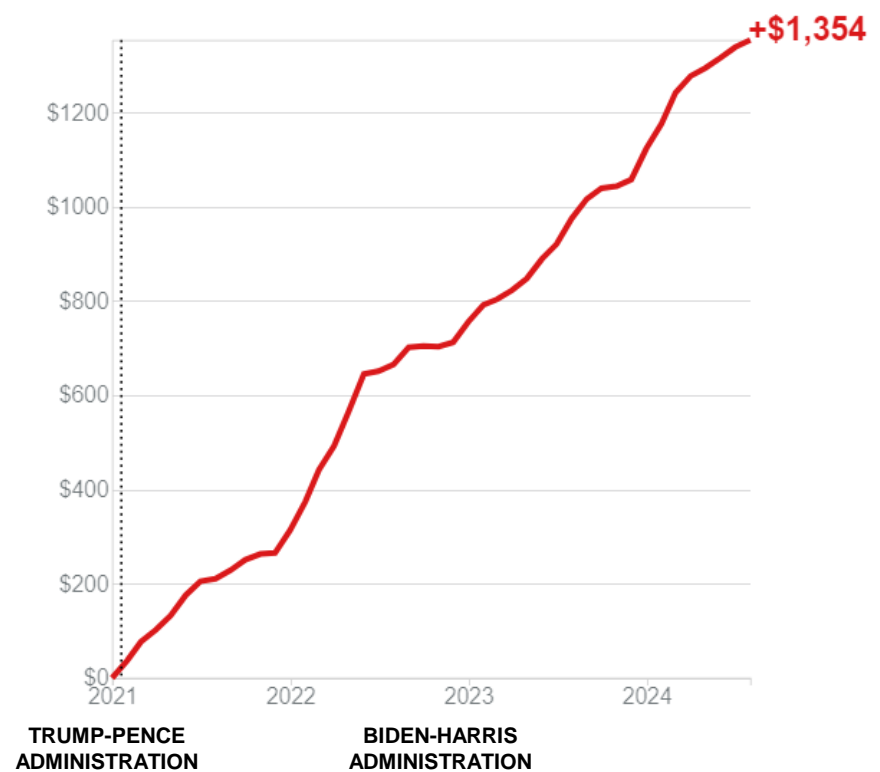
\*Since January 2021

### Increased Annual Expenses

- ↑ \$16,248 (23.8%) Total Expenses
- ↑ \$5,160 (21.7%) for Rent/Mortgage
- ↑ \$1,260 (21.3%) for Groceries
- ↑ \$672 (45.3%) for Gasoline

**When the government spends more, you pay.**

Change in My Monthly Expenses



Source: Bureau of Labor Statistics, Consumer Price Index  
Find your personal rate at [myinflation.com](https://myinflation.com)

heritage.org



Learn more at  
[MyInflation.com](https://myinflation.com)

heritage.org