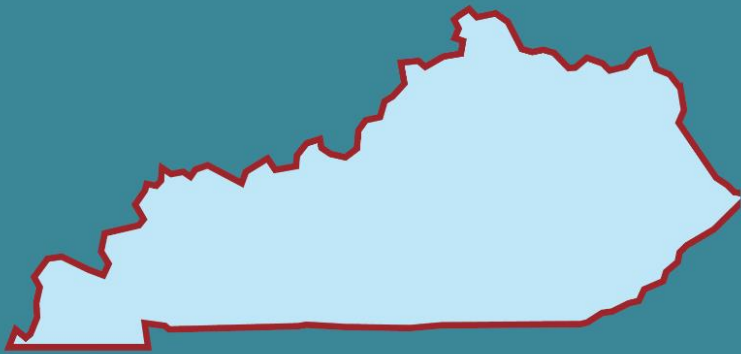


KENTUCKY – STATE



Typical Household

Annual Expenses
\$82,800

\$1,356

MONTHLY COST OF LIVING INCREASE*

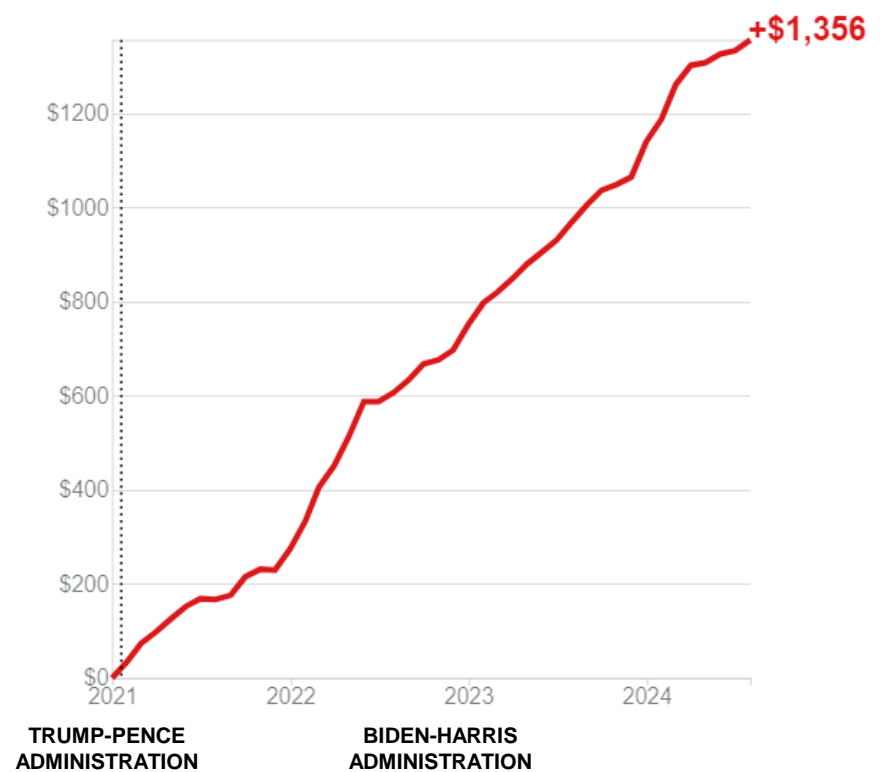
*Since January 2021

Increased Annual Expenses

- ↑ \$16,272 (24.5%) Total Expenses
- ↑ \$5,928 (26.4%) for Rent/Mortgage
- ↑ \$1,344 (23.7%) for Groceries
- ↑ \$648 (44.1%) for Gasoline

When the government spends more, you pay.

Change in My Monthly Expenses



Source: Bureau of Labor Statistics, Consumer Price Index
Find your personal rate at myinflation.com

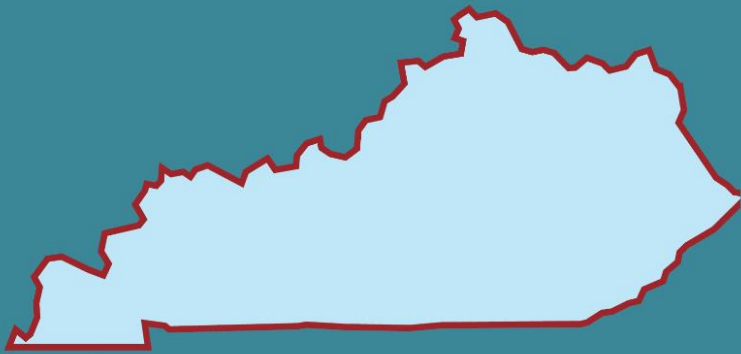
heritage.org



Learn more at
MyInflation.com

heritage.org

KENTUCKY – DISTRICT 1



Typical Household

Annual Expenses
\$80,100

\$1,313

MONTHLY COST OF LIVING INCREASE*

*Since January 2021

Increased Annual Expenses

↑ \$15,756 (24.5%) Total Expenses

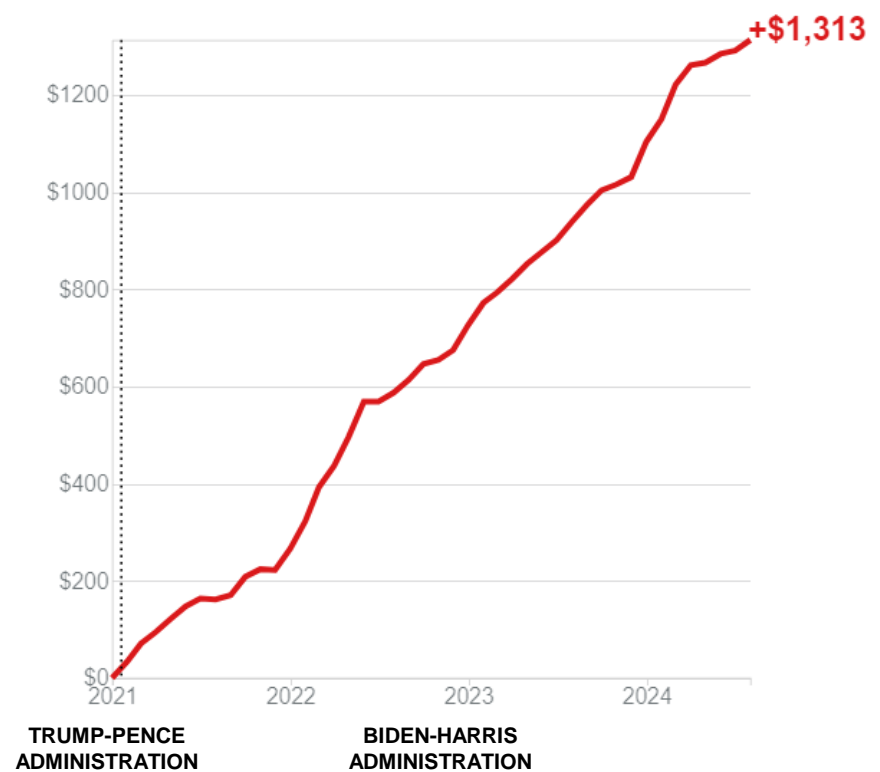
↑ \$5,736 (26.4%) for Rent/Mortgage

↑ \$1,296 (23.7%) for Groceries

↑ \$624 (44.1%) for Gasoline

When the government spends more, you pay.

Change in My Monthly Expenses



Source: Bureau of Labor Statistics, Consumer Price Index
Find your personal rate at myinflation.com

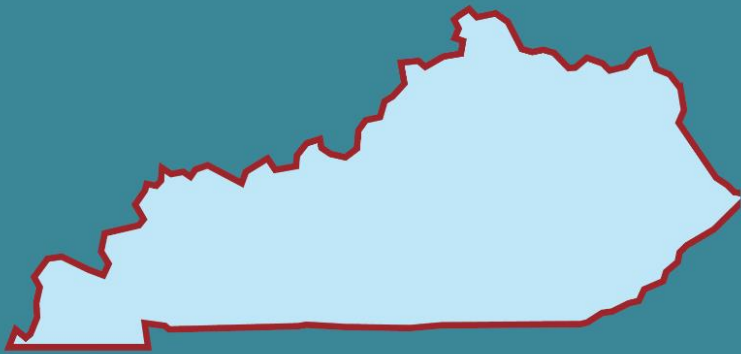
heritage.org



Learn more at
[MyInflation.com](https://myinflation.com)

heritage.org

KENTUCKY – DISTRICT 2



Typical Household

Annual Expenses
\$83,100

\$1,364

MONTHLY COST OF LIVING INCREASE*

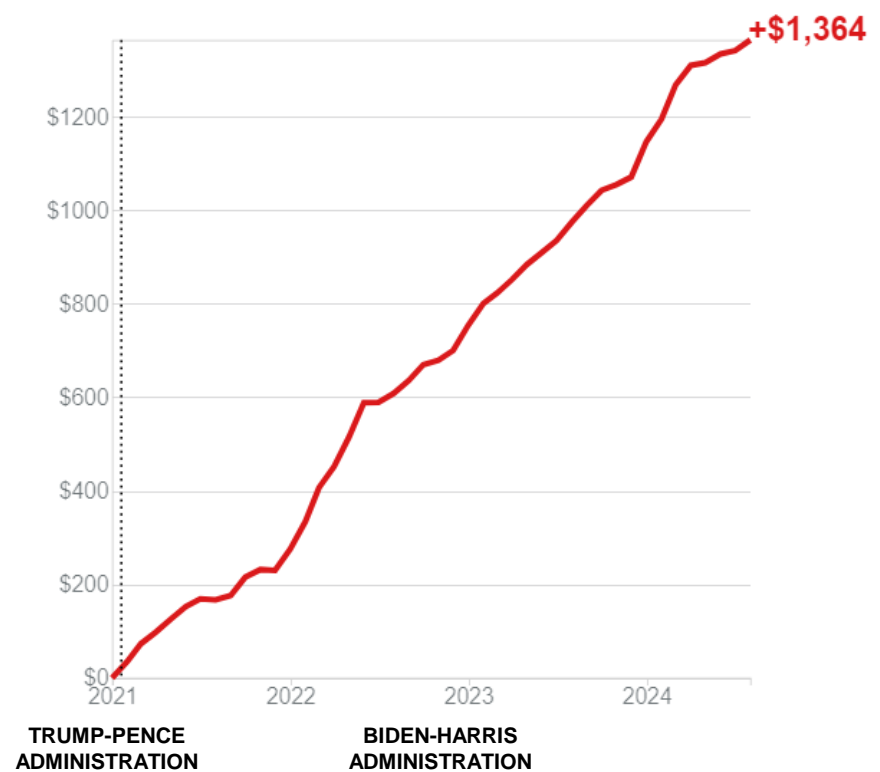
*Since January 2021

Increased Annual Expenses

- ↑ \$16,368 (24.5%) Total Expenses
- ↑ \$5,952 (26.4%) for Rent/Mortgage
- ↑ \$1,356 (23.7%) for Groceries
- ↑ \$648 (44.1%) for Gasoline

When the government spends more, you pay.

Change in My Monthly Expenses



Source: Bureau of Labor Statistics, Consumer Price Index
Find your personal rate at myinflation.com

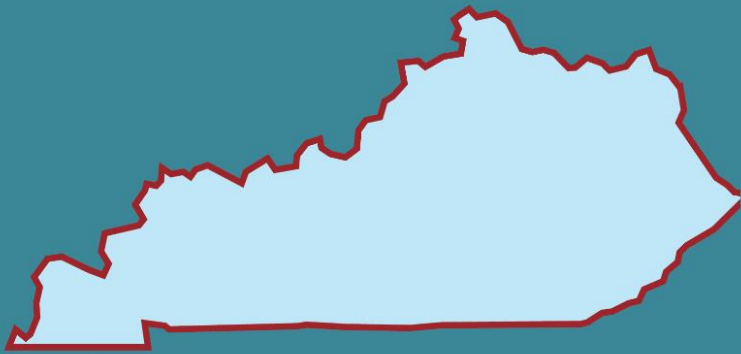
heritage.org



Learn more at
[MyInflation.com](https://myinflation.com)

heritage.org

KENTUCKY – DISTRICT 3



Typical Household

Annual Expenses
\$85,020

\$1,393

MONTHLY COST OF LIVING INCREASE*

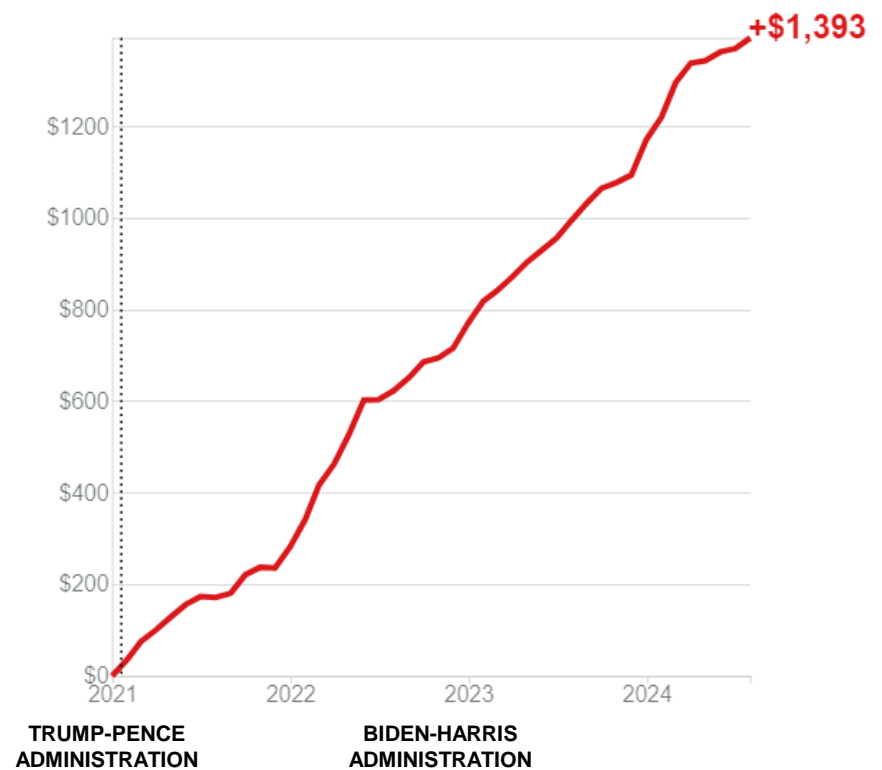
*Since January 2021

Increased Annual Expenses

- ↑ \$16,716 (24.5%) Total Expenses
- ↑ \$6,072 (26.4%) for Rent/Mortgage
- ↑ \$1,380 (23.7%) for Groceries
- ↑ \$660 (44.1%) for Gasoline

When the government spends more, you pay.

Change in My Monthly Expenses



Source: Bureau of Labor Statistics, Consumer Price Index
Find your personal rate at myinflation.com

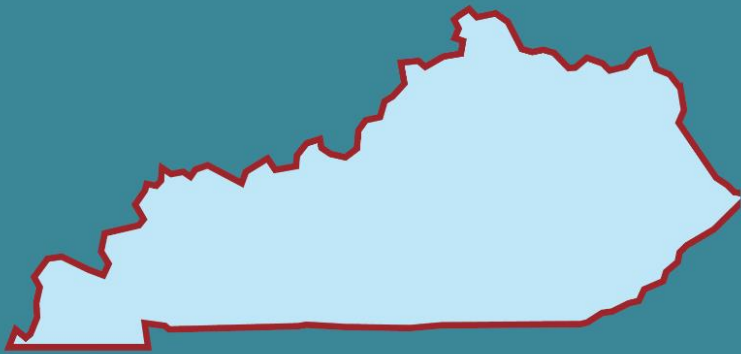
heritage.org



Learn more at
[MyInflation.com](https://myinflation.com)

heritage.org

KENTUCKY – DISTRICT 4



Typical Household

Annual Expenses
\$88,920

\$1,457

MONTHLY COST OF LIVING INCREASE*

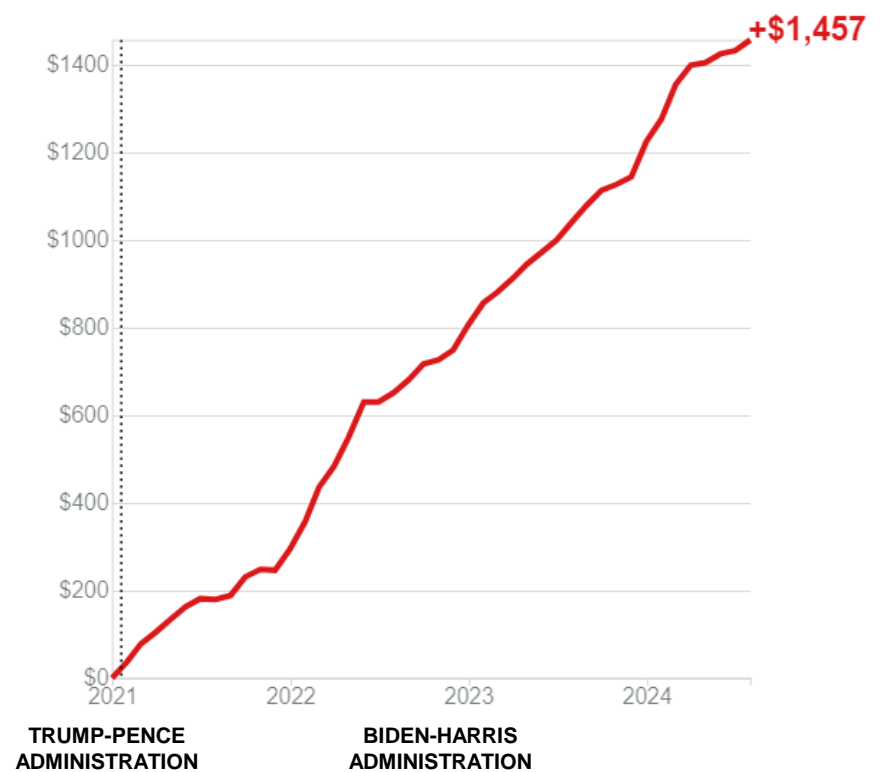
*Since January 2021

Increased Annual Expenses

- ↑ \$17,484 (24.5%) Total Expenses
- ↑ \$6,372 (26.4%) for Rent/Mortgage
- ↑ \$1,452 (23.7%) for Groceries
- ↑ \$684 (44.1%) for Gasoline

When the government spends more, you pay.

Change in My Monthly Expenses



Source: Bureau of Labor Statistics, Consumer Price Index
Find your personal rate at myinflation.com

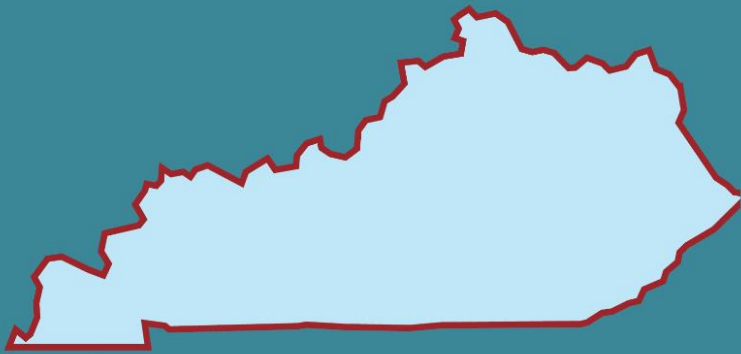
heritage.org



Learn more at
[MyInflation.com](https://myinflation.com)

heritage.org

KENTUCKY – DISTRICT 5



Typical Household

Annual Expenses
\$73,500

\$1,206

MONTHLY COST OF LIVING INCREASE*

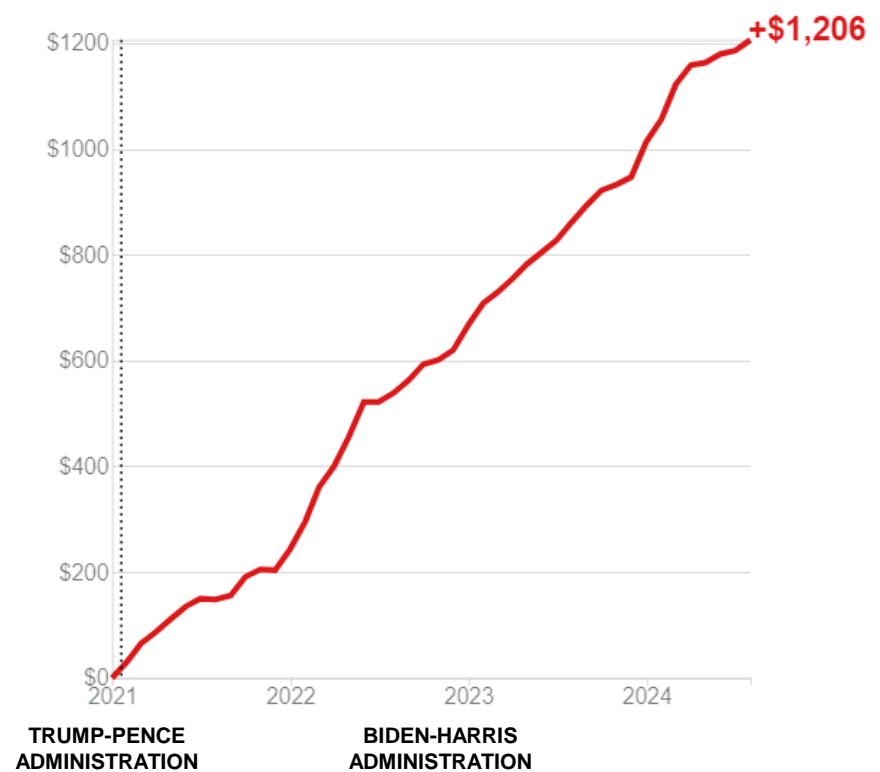
*Since January 2021

Increased Annual Expenses

- ↑ \$14,472 (24.5%) Total Expenses
- ↑ \$5,268 (26.4%) for Rent/Mortgage
- ↑ \$1,200 (23.7%) for Groceries
- ↑ \$564 (44.1%) for Gasoline

When the government spends more, you pay.

Change in My Monthly Expenses



Source: Bureau of Labor Statistics, Consumer Price Index
Find your personal rate at myinflation.com

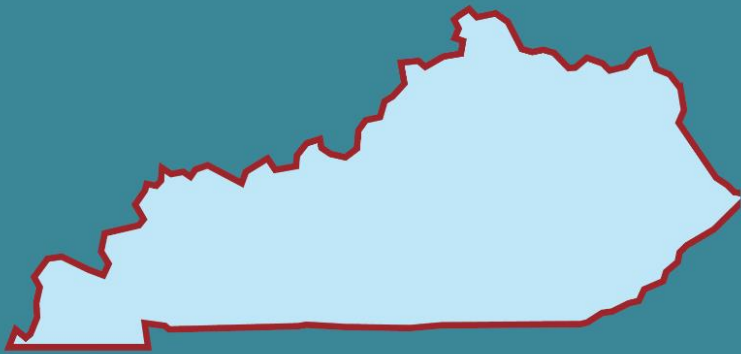
heritage.org



Learn more at
[MyInflation.com](https://myinflation.com)

heritage.org

KENTUCKY – DISTRICT 6



Typical Household

Annual Expenses
\$85,560

\$1,403

MONTHLY COST OF LIVING INCREASE*

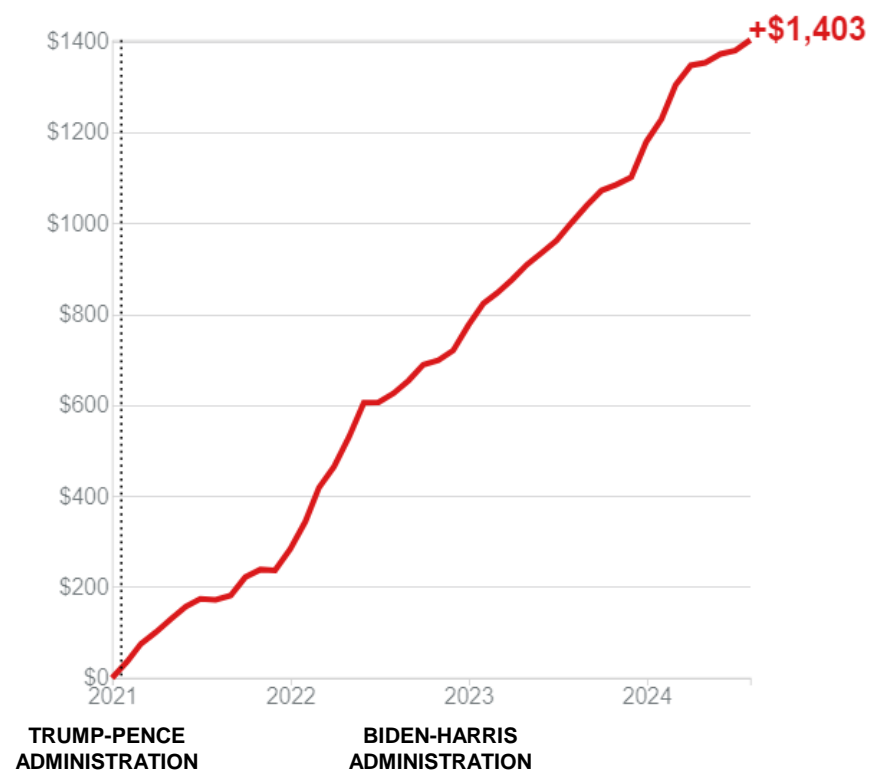
*Since January 2021

Increased Annual Expenses

- ↑ \$16,836 (24.5%) Total Expenses
- ↑ \$6,132 (26.4%) for Rent/Mortgage
- ↑ \$1,392 (23.7%) for Groceries
- ↑ \$660 (44.1%) for Gasoline

When the government spends more, you pay.

Change in My Monthly Expenses



Source: Bureau of Labor Statistics, Consumer Price Index
Find your personal rate at myinflation.com

heritage.org



Learn more at
[MyInflation.com](https://myinflation.com)

heritage.org