

# LOUISIANA – STATE

Typical Household

Annual Expenses \$82,620

# \$1,305

## MONTHLY COST OF LIVING INCREASE\*

\*Since January 2021

### Increased Annual Expenses

↑ \$15,660 (23.4%) Total Expenses

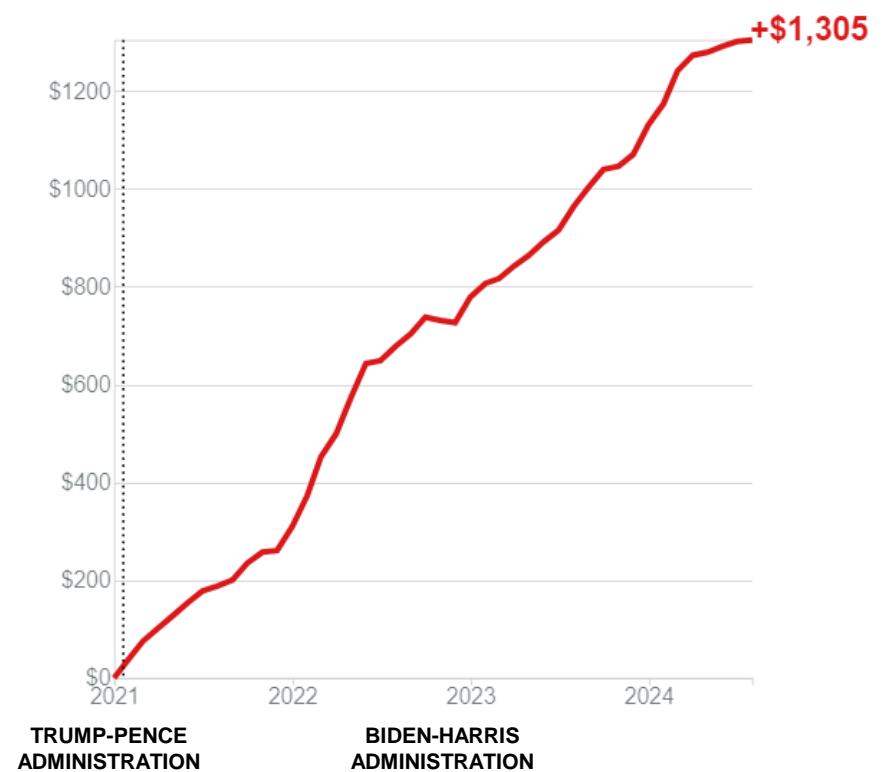
↑ \$5,136 (22.1%) for Rent/Mortgage

↑ \$1,320 (23.1%) for Groceries

↑ \$660 (46.3%) for Gasoline

**When the government spends more, you pay.**

Change in My Monthly Expenses



Source: Bureau of Labor Statistics, Consumer Price Index  
Find your personal rate at [myinflation.com](https://myinflation.com)

heritage.org



Learn more at [MyInflation.com](https://MyInflation.com)

heritage.org



# LOUISIANA – DISTRICT 1

Typical Household

Annual Expenses \$89,340

# \$1,414

## MONTHLY COST OF LIVING INCREASE\*

\*Since January 2021

### Increased Annual Expenses

↑ \$16,968 (23.4%) Total Expenses

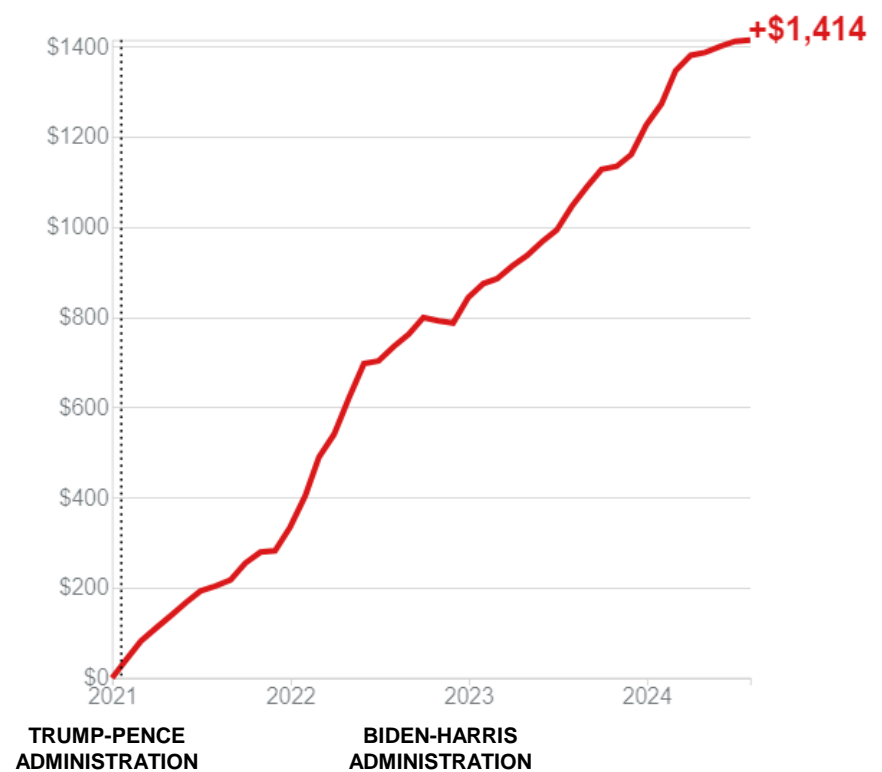
↑ \$5,544 (22.1%) for Rent/Mortgage

↑ \$1,416 (23.1%) for Groceries

↑ \$720 (46.3%) for Gasoline

**When the government spends more, you pay.**

Change in My Monthly Expenses



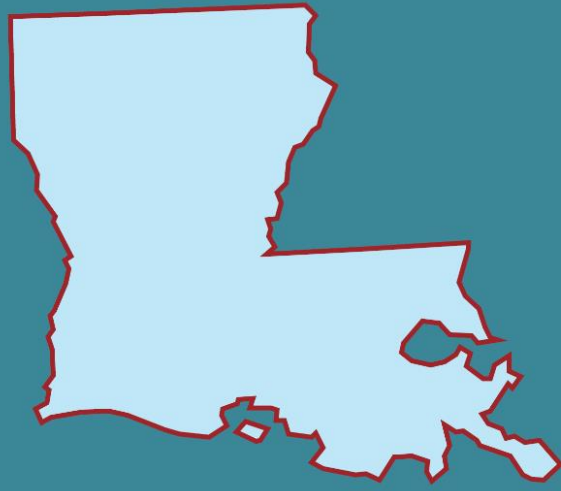
Source: Bureau of Labor Statistics, Consumer Price Index  
Find your personal rate at [myinflation.com](https://myinflation.com)

heritage.org



Learn more at [MyInflation.com](https://MyInflation.com)

heritage.org



# LOUISIANA – DISTRICT 2

Typical Household

Annual Expenses \$80,520

# \$1,274

## MONTHLY COST OF LIVING INCREASE\*

\*Since January 2021

### Increased Annual Expenses

↑ \$15,288 (23.4%) Total Expenses

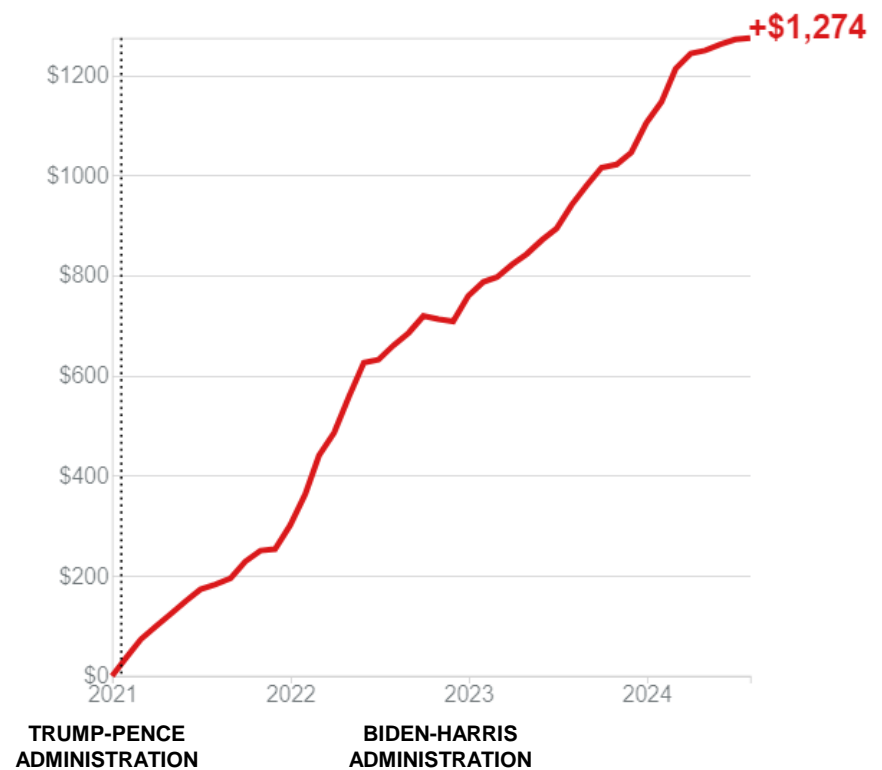
↑ \$5,004 (22.1%) for Rent/Mortgage

↑ \$1,284 (23.1%) for Groceries

↑ \$648 (46.3%) for Gasoline

**When the government spends more, you pay.**

Change in My Monthly Expenses



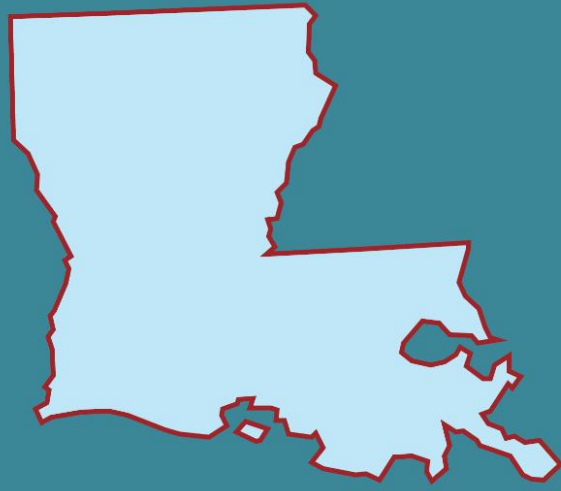
Source: Bureau of Labor Statistics, Consumer Price Index  
Find your personal rate at [myinflation.com](https://myinflation.com)

heritage.org



Learn more at [MyInflation.com](https://MyInflation.com)

heritage.org



# LOUISIANA – DISTRICT 3

Typical Household

Annual Expenses \$82,200

# \$1,300

## MONTHLY COST OF LIVING INCREASE\*

\*Since January 2021

### Increased Annual Expenses

↑ \$15,600 (23.4%) Total Expenses

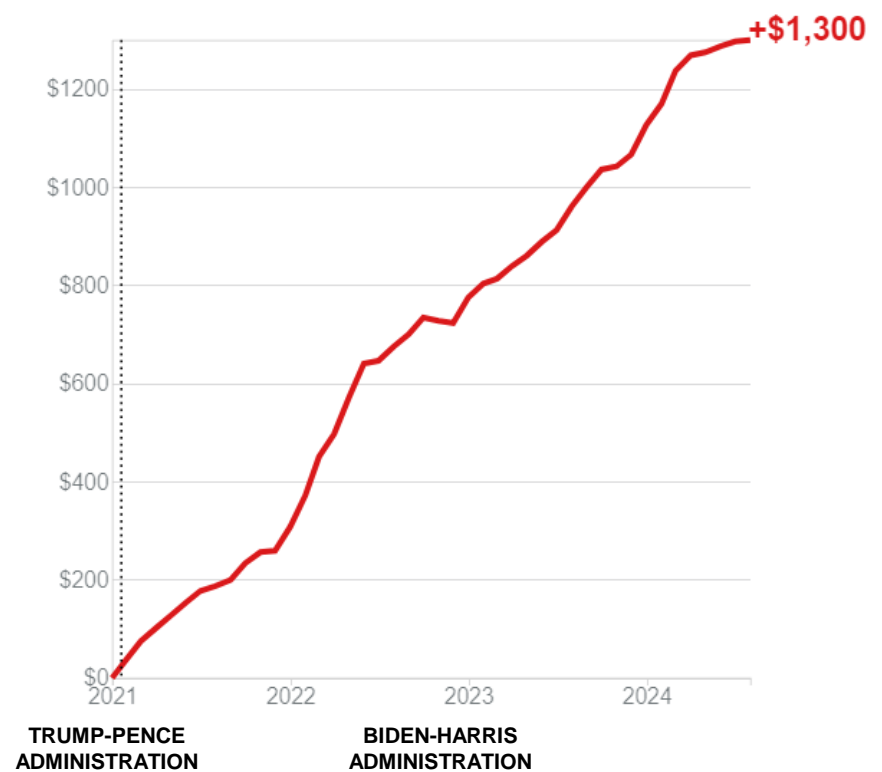
↑ \$5,112 (22.1%) for Rent/Mortgage

↑ \$1,308 (23.1%) for Groceries

↑ \$660 (46.3%) for Gasoline

**When the government spends more, you pay.**

Change in My Monthly Expenses



Source: Bureau of Labor Statistics, Consumer Price Index  
Find your personal rate at [myinflation.com](https://myinflation.com)

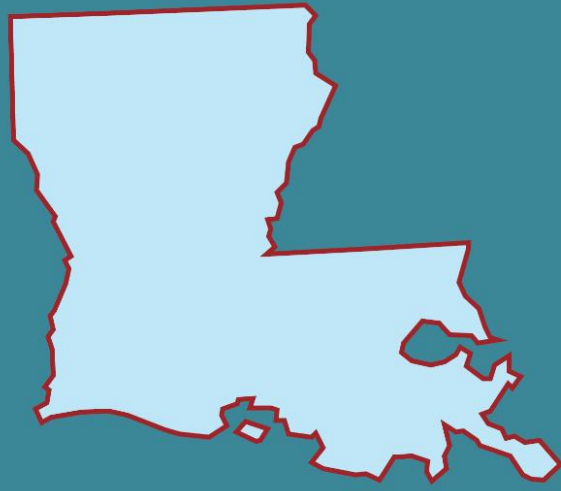
heritage.org



Learn more at [MyInflation.com](https://MyInflation.com)

heritage.org





## LOUISIANA – DISTRICT 4

Typical Household

Annual Expenses  
\$78,420

# \$1,240

## MONTHLY COST OF LIVING INCREASE\*

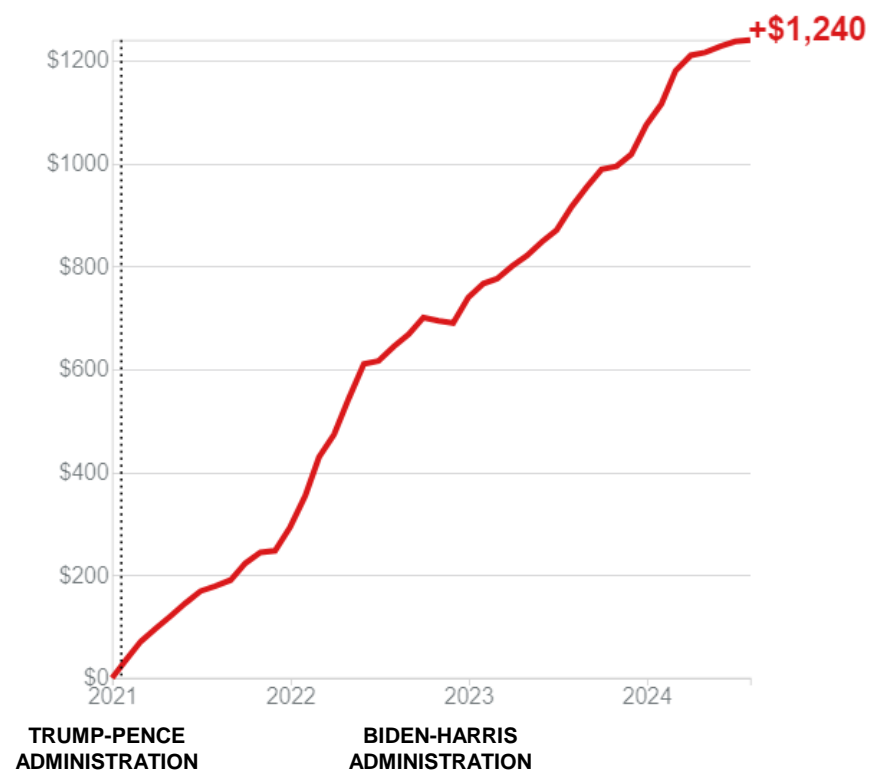
\*Since January 2021

### Increased Annual Expenses

- ↑ \$14,880 (23.4%) Total Expenses
- ↑ \$4,872 (22.1%) for Rent/Mortgage
- ↑ \$1,248 (23.1%) for Groceries
- ↑ \$624 (46.3%) for Gasoline

**When the government spends more, you pay.**

Change in My Monthly Expenses



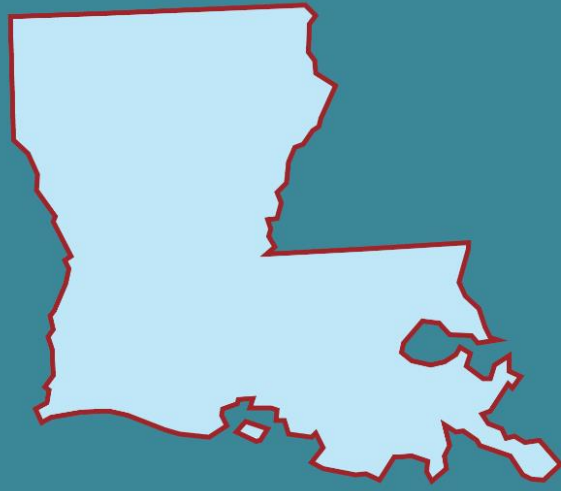
Source: Bureau of Labor Statistics, Consumer Price Index  
Find your personal rate at [myinflation.com](https://myinflation.com)

heritage.org



Learn more at  
[MyInflation.com](https://myinflation.com)

heritage.org



# LOUISIANA – DISTRICT 5

Typical Household

Annual Expenses \$77,040

# \$1,218

## MONTHLY COST OF LIVING INCREASE\*

\*Since January 2021

### Increased Annual Expenses

↑ \$14,616 (23.4%) Total Expenses

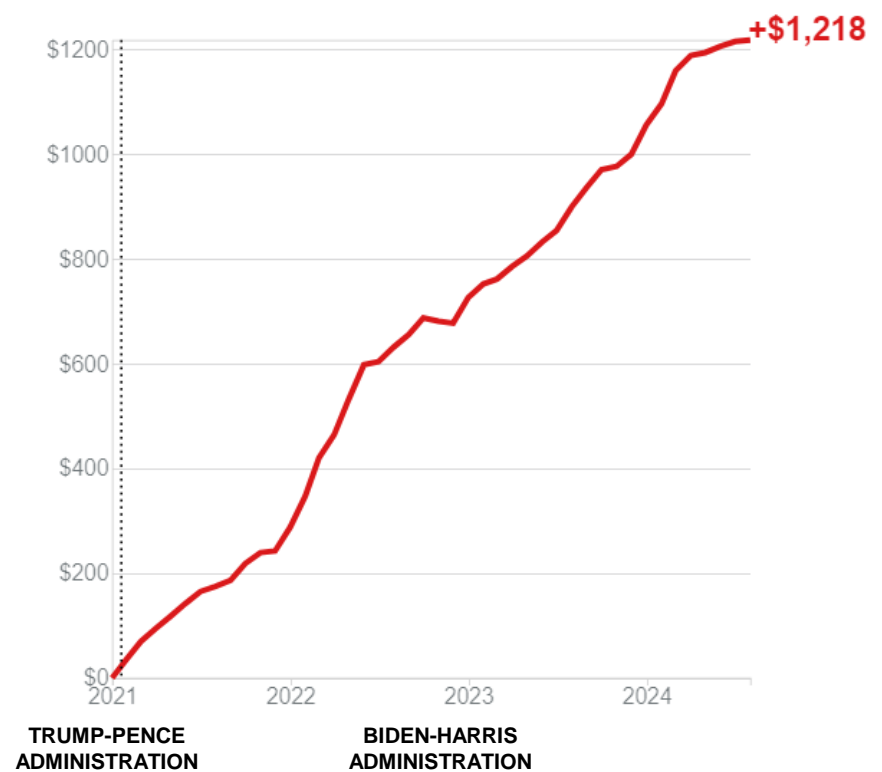
↑ \$4,788 (22.1%) for Rent/Mortgage

↑ \$1,224 (23.1%) for Groceries

↑ \$612 (46.3%) for Gasoline

**When the government spends more, you pay.**

Change in My Monthly Expenses



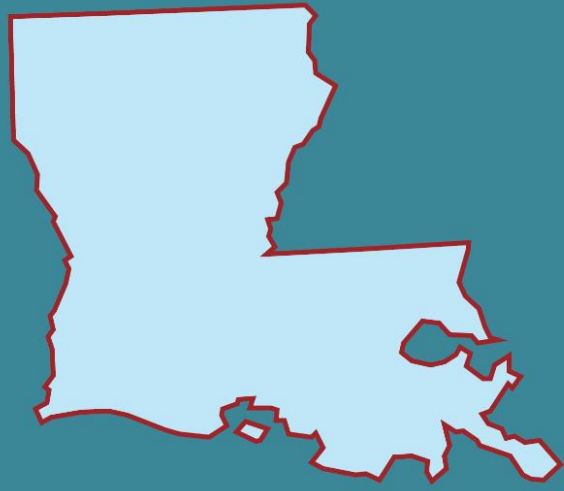
Source: Bureau of Labor Statistics, Consumer Price Index  
Find your personal rate at [myinflation.com](https://myinflation.com)

heritage.org



Learn more at [MyInflation.com](https://MyInflation.com)

heritage.org



# LOUISIANA – DISTRICT 6

Typical Household

Annual Expenses \$87,960

# \$1,391

## MONTHLY COST OF LIVING INCREASE\*

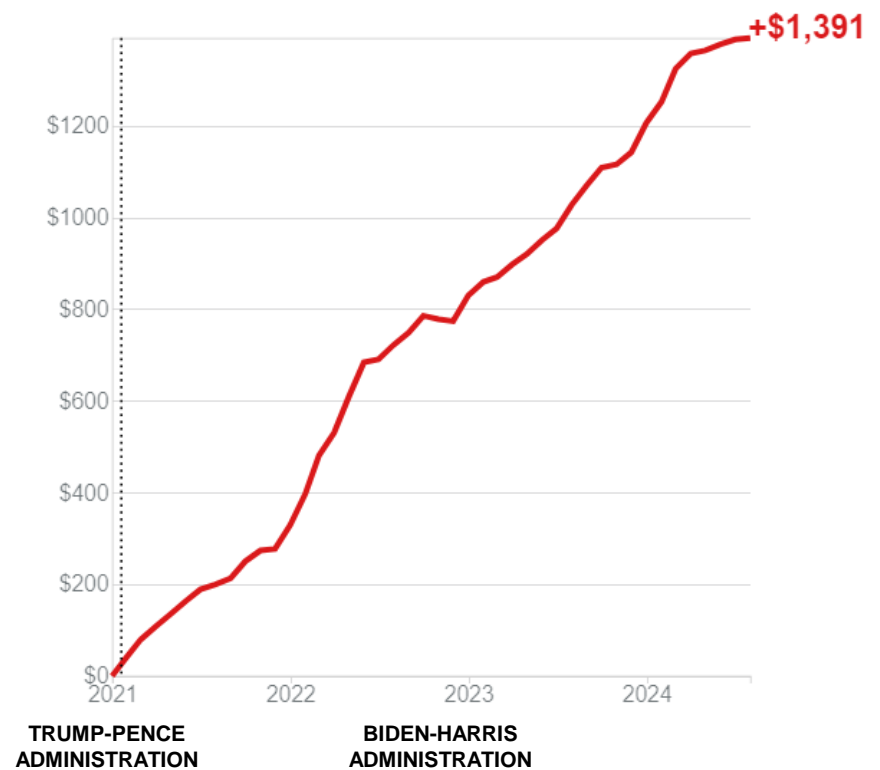
\*Since January 2021

### Increased Annual Expenses

- ↑ \$16,692 (23.4%) Total Expenses
- ↑ \$5,460 (22.1%) for Rent/Mortgage
- ↑ \$1,392 (23.1%) for Groceries
- ↑ \$708 (46.3%) for Gasoline

**When the government spends more, you pay.**

Change in My Monthly Expenses



Source: Bureau of Labor Statistics, Consumer Price Index  
Find your personal rate at [myinflation.com](https://myinflation.com)

heritage.org



Learn more at [MyInflation.com](https://MyInflation.com)

heritage.org