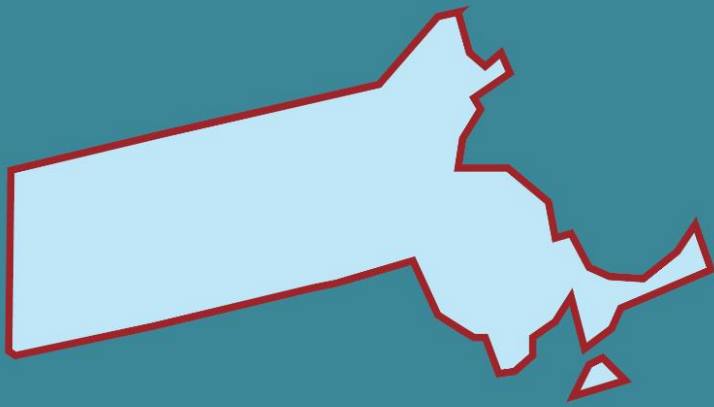


MASSACHUSETTS – STATE



Family Household

Annual Expenses
\$94,500

\$1,457

MONTHLY COST OF LIVING INCREASE*

*Since January 2021

Increased Annual Expenses

↑ \$17,484 (22.6%) Total Expenses

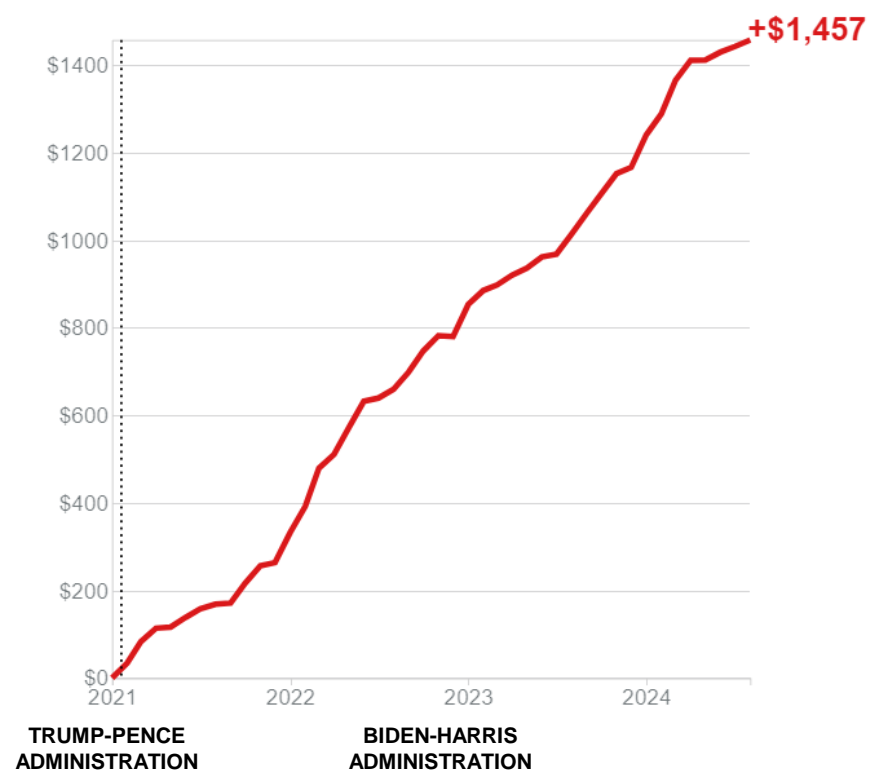
↑ \$5,568 (20.7%) for Rent/Mortgage

↑ \$948 (13.3%) for Groceries

↑ \$780 (48.0%) for Gasoline

When the government spends more, you pay.

Change in My Monthly Expenses



Source: Bureau of Labor Statistics, Consumer Price Index
Find your personal rate at myinflation.com

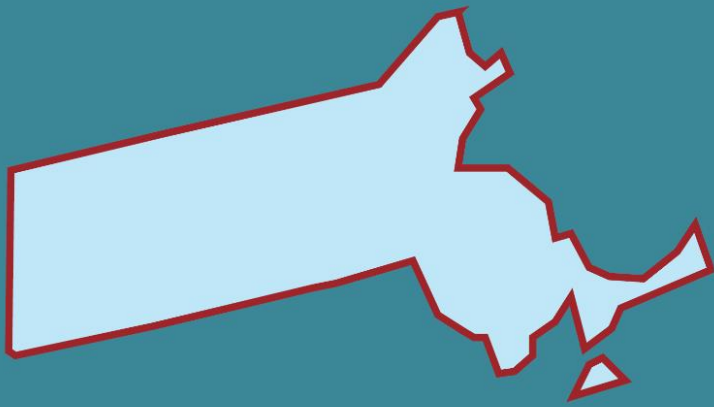
heritage.org



Learn more at
MyInflation.com

heritage.org

MASSACHUSETTS – DISTRICT 1



Family Household

Annual Expenses
\$88,380

\$1,359

MONTHLY COST OF LIVING INCREASE*

*Since January 2021

Increased Annual Expenses

↑ \$16,308 (22.6%) Total Expenses

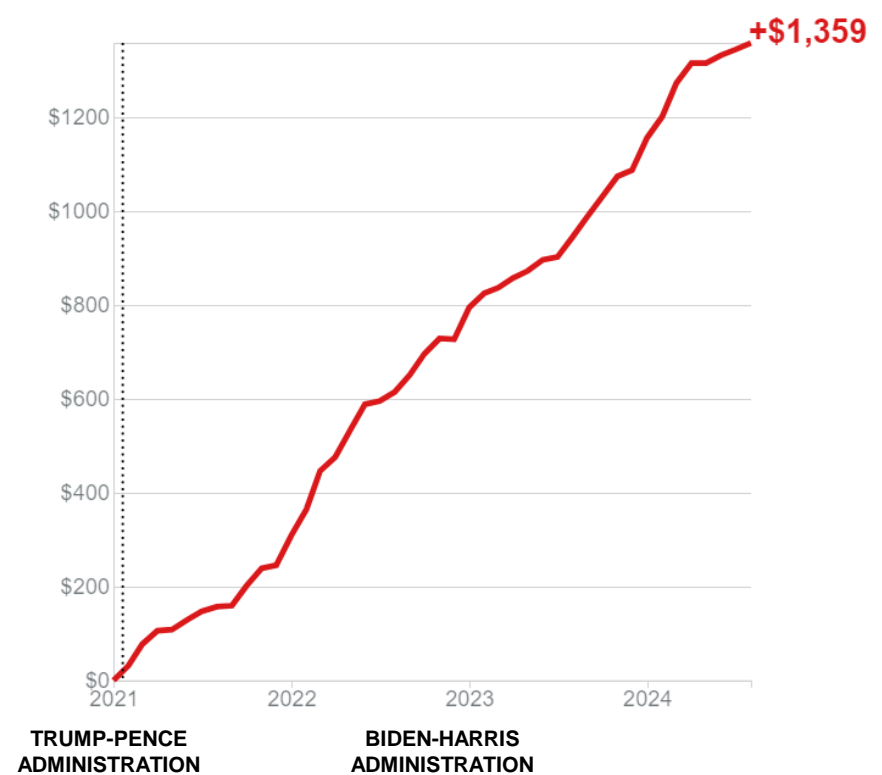
↑ \$5,172 (20.7%) for Rent/Mortgage

↑ \$876 (13.3%) for Groceries

↑ \$720 (48.0%) for Gasoline

When the government spends more, you pay.

Change in My Monthly Expenses



Source: Bureau of Labor Statistics, Consumer Price Index
Find your personal rate at myinflation.com

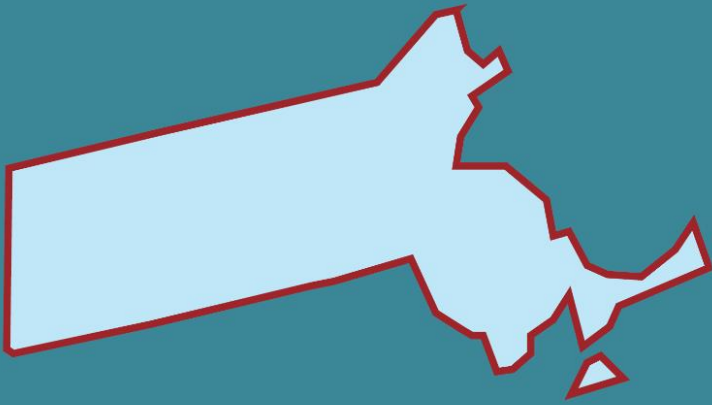
heritage.org



Learn more at
[MyInflation.com](https://myinflation.com)

heritage.org

MASSACHUSETTS – DISTRICT 2



Family
Household

Annual Expenses
\$94,740

\$1,456

MONTHLY COST OF LIVING INCREASE*

*Since January 2021

Increased Annual Expenses

↑ \$17,472 (22.6%) Total Expenses

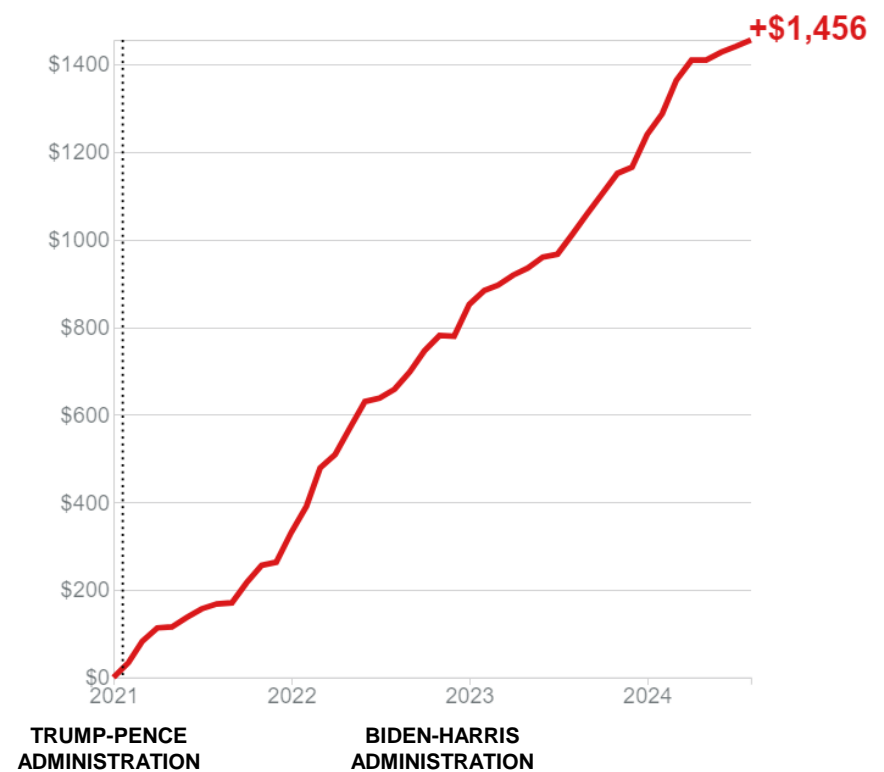
↑ \$5,556 (20.7%) for Rent/Mortgage

↑ \$948 (13.3%) for Groceries

↑ \$780 (48.0%) for Gasoline

When the government spends more, you pay.

Change in My Monthly Expenses



Source: Bureau of Labor Statistics, Consumer Price Index
Find your personal rate at myinflation.com

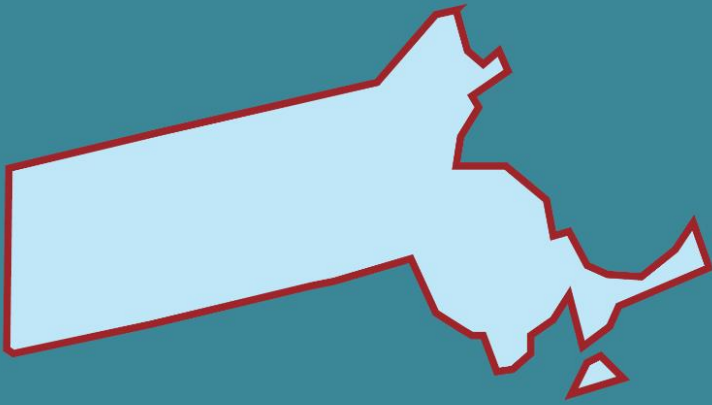
heritage.org



Learn more at
[MyInflation.com](https://myinflation.com)

heritage.org

MASSACHUSETTS – DISTRICT 3



Family
Household

Annual Expenses
\$94,260

\$1,450

MONTHLY COST OF LIVING INCREASE*

*Since January 2021

Increased Annual Expenses

↑ \$17,400 (22.6%) Total Expenses

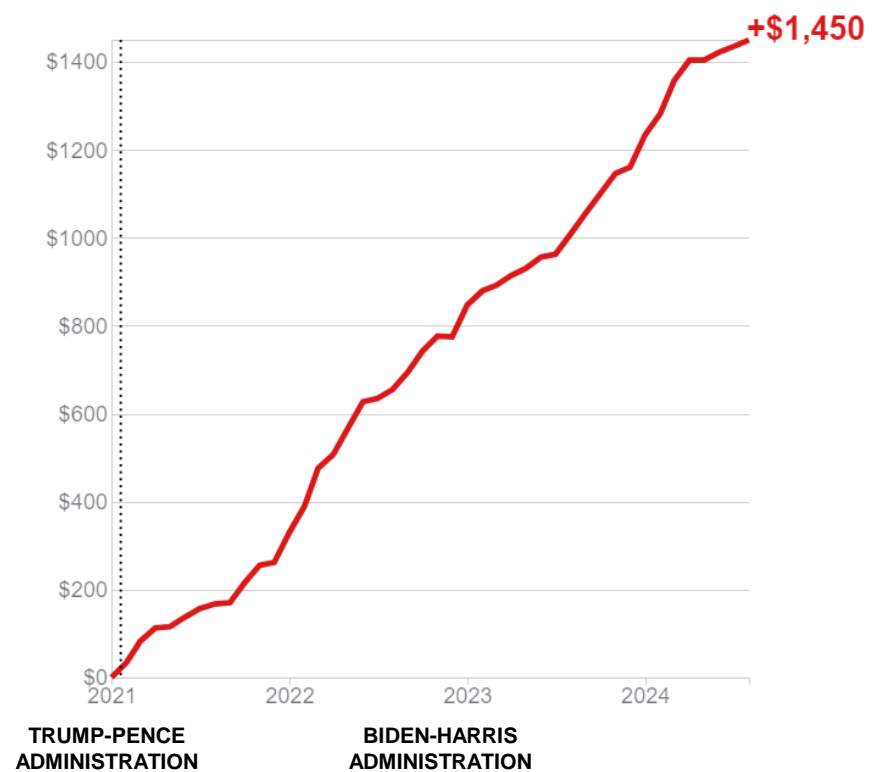
↑ \$5,532 (20.7%) for Rent/Mortgage

↑ \$936 (13.3%) for Groceries

↑ \$780 (48.0%) for Gasoline

When the government spends more, you pay.

Change in My Monthly Expenses



Source: Bureau of Labor Statistics, Consumer Price Index
Find your personal rate at myinflation.com

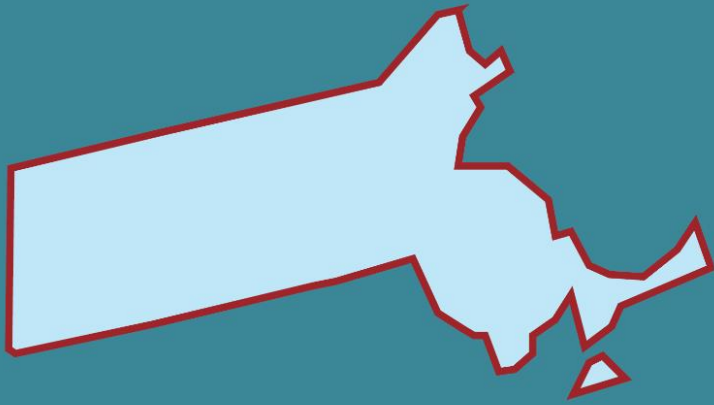
heritage.org



Learn more at
[MyInflation.com](https://myinflation.com)

heritage.org

MASSACHUSETTS – DISTRICT 4



Family Household

Annual Expenses \$96,720

\$1,488

MONTHLY COST OF LIVING INCREASE*

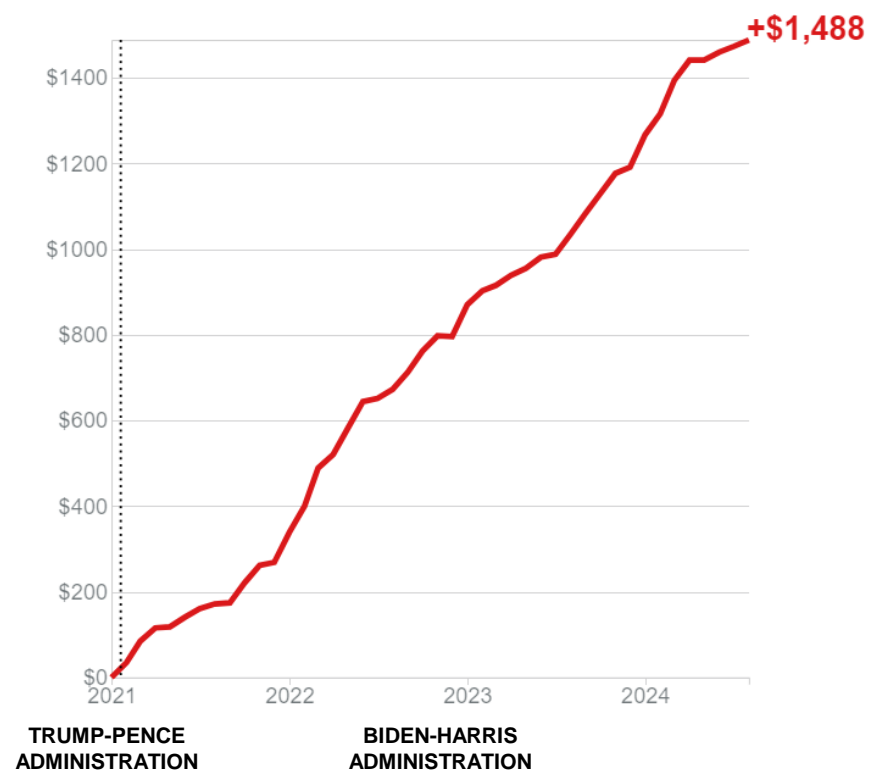
*Since January 2021

Increased Annual Expenses

- ↑ \$17,856 (22.6%) Total Expenses
- ↑ \$5,676 (20.7%) for Rent/Mortgage
- ↑ \$960 (13.3%) for Groceries
- ↑ \$804 (48.0%) for Gasoline

When the government spends more, you pay.

Change in My Monthly Expenses



Source: Bureau of Labor Statistics, Consumer Price Index
Find your personal rate at myinflation.com

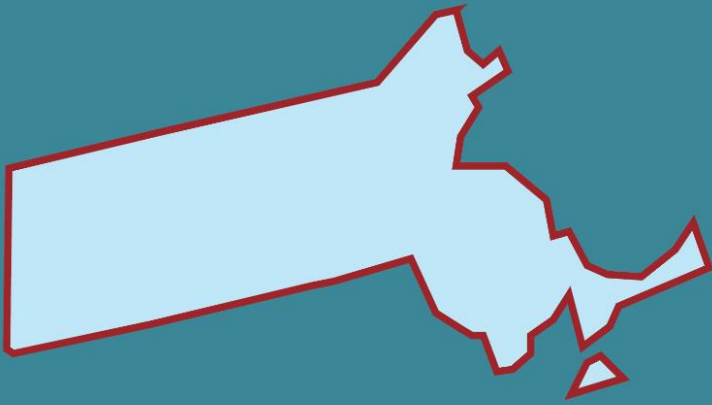
heritage.org



Learn more at MyInflation.com

heritage.org

MASSACHUSETTS – DISTRICT 5



Family
Household

Annual Expenses
\$96,420

\$1,411

MONTHLY COST OF LIVING INCREASE*

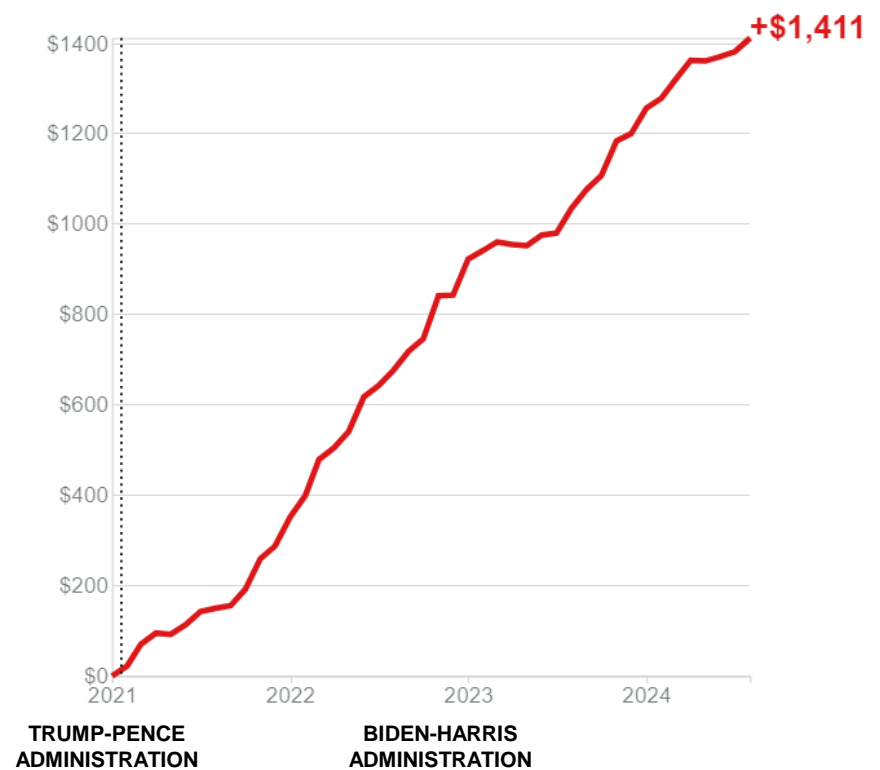
*Since January 2021

Increased Annual Expenses

- ↑ \$16,932 (21.3%) Total Expenses
- ↑ \$5,832 (21.4%) for Rent/Mortgage
- ↑ \$1,176 (16.9%) for Groceries
- ↑ \$828 (50.5%) for Gasoline

When the government spends more, you pay.

Change in My Monthly Expenses



Source: Bureau of Labor Statistics, Consumer Price Index
Find your personal rate at myinflation.com

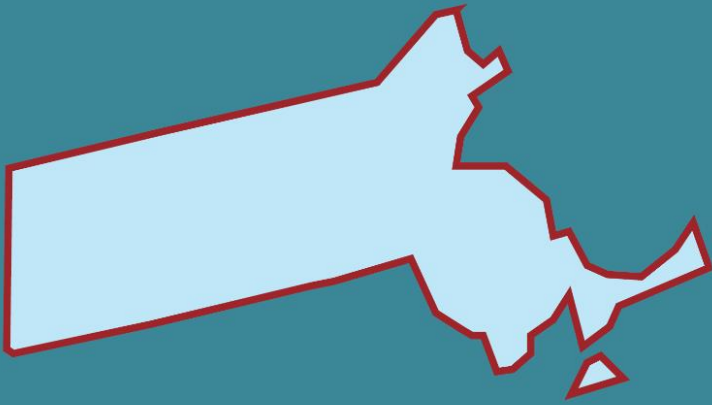
heritage.org



Learn more at
[MyInflation.com](https://myinflation.com)

heritage.org

MASSACHUSETTS – DISTRICT 6



Family Household

Annual Expenses
\$96,420

\$1,481

MONTHLY COST OF LIVING INCREASE*

*Since January 2021

Increased Annual Expenses

↑ \$17,772 (22.6%) Total Expenses

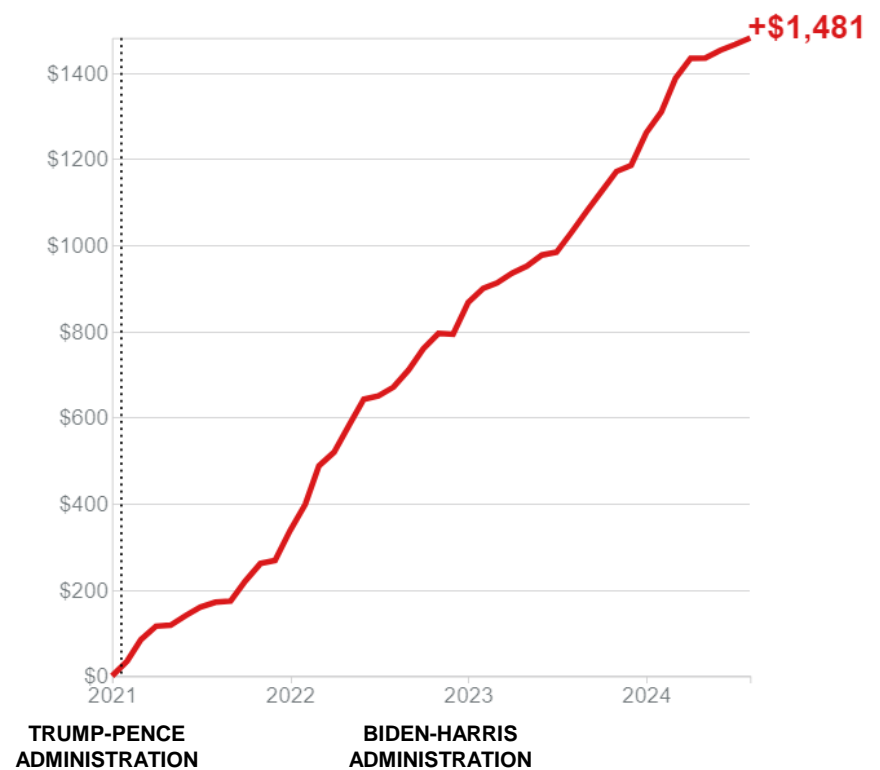
↑ \$5,664 (20.7%) for Rent/Mortgage

↑ \$960 (13.3%) for Groceries

↑ \$804 (48.0%) for Gasoline

When the government spends more, you pay.

Change in My Monthly Expenses



Source: Bureau of Labor Statistics, Consumer Price Index
Find your personal rate at myinflation.com

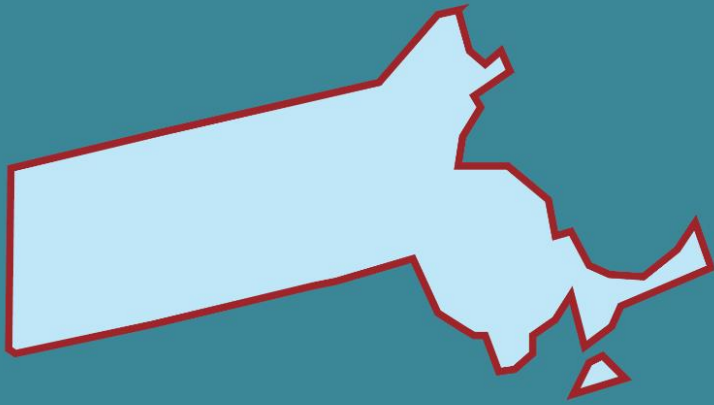
heritage.org



Learn more at
[MyInflation.com](https://myinflation.com)

heritage.org

MASSACHUSETTS – DISTRICT 7



**Family
Household**

**Annual Expenses
\$94,860**

\$1,387

MONTHLY COST OF LIVING INCREASE*

*Since January 2021

Increased Annual Expenses

↑ \$16,644 (21.3%) Total Expenses

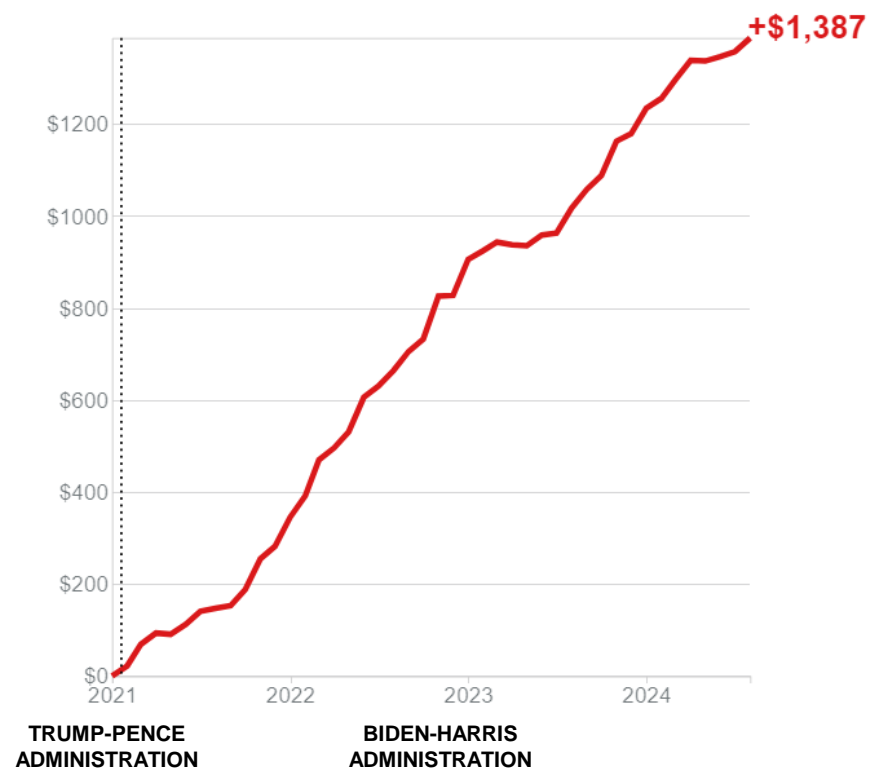
↑ \$5,736 (21.4%) for Rent/Mortgage

↑ \$1,164 (16.9%) for Groceries

↑ \$804 (50.5%) for Gasoline

When the government spends more, you pay.

Change in My Monthly Expenses



Source: Bureau of Labor Statistics, Consumer Price Index
Find your personal rate at myinflation.com

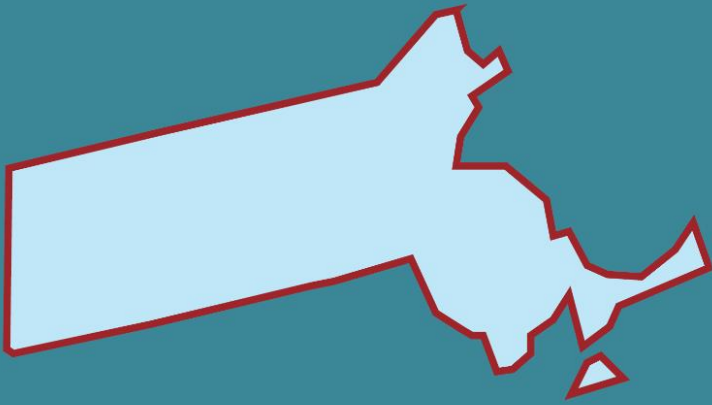
heritage.org



Learn more at
[MyInflation.com](https://myinflation.com)

heritage.org

MASSACHUSETTS – DISTRICT 8



**Family
Household**

**Annual Expenses
\$96,660**

\$1,416

MONTHLY COST OF LIVING INCREASE*

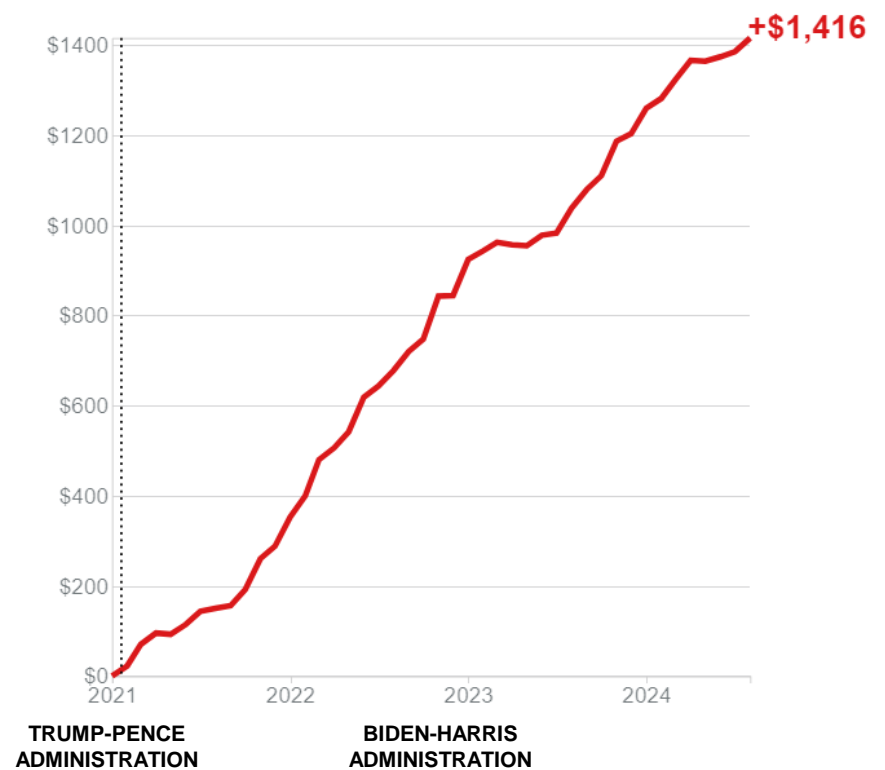
*Since January 2021

Increased Annual Expenses

- ↑ \$16,992 (21.3%) Total Expenses
- ↑ \$5,844 (21.4%) for Rent/Mortgage
- ↑ \$1,188 (16.9%) for Groceries
- ↑ \$828 (50.5%) for Gasoline

**When the government
spends more, you pay.**

Change in My Monthly Expenses



Source: Bureau of Labor Statistics, Consumer Price Index
Find your personal rate at myinflation.com

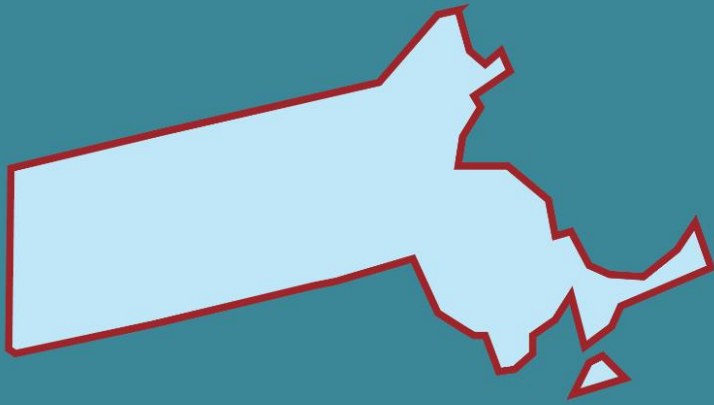
heritage.org



Learn more at
[MyInflation.com](https://myinflation.com)

heritage.org

MASSACHUSETTS – DISTRICT 9



**Family
Household**

**Annual Expenses
\$95,160**

\$1,461

MONTHLY COST OF LIVING INCREASE*

*Since January 2021

Increased Annual Expenses

↑ \$17,532 (22.6%) Total Expenses

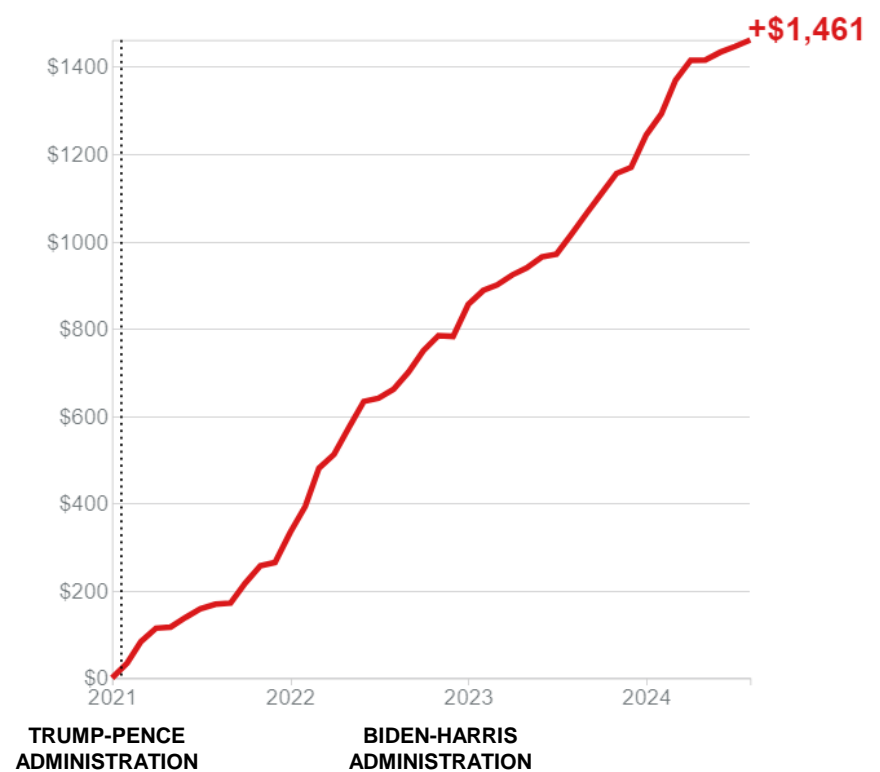
↑ \$5,580 (20.7%) for Rent/Mortgage

↑ \$948 (13.3%) for Groceries

↑ \$780 (48.0%) for Gasoline

When the government spends more, you pay.

Change in My Monthly Expenses



Source: Bureau of Labor Statistics, Consumer Price Index
Find your personal rate at myinflation.com

heritage.org



Learn more at
[MyInflation.com](https://myinflation.com)

heritage.org