

# MISSISSIPPI – STATE

Typical Household

Annual Expenses \$79,980

# \$1,311

## MONTHLY COST OF LIVING INCREASE\*

\*Since January 2021

### Increased Annual Expenses

↑ \$15,732 (24.5%) Total Expenses

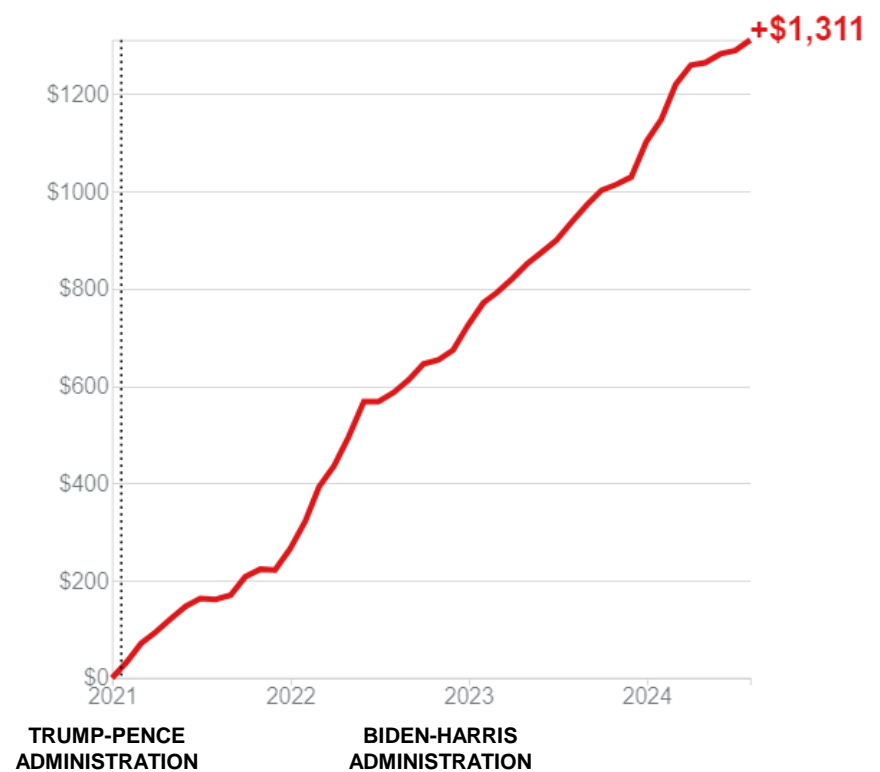
↑ \$5,724 (26.4%) for Rent/Mortgage

↑ \$1,296 (23.7%) for Groceries

↑ \$624 (44.1%) for Gasoline

**When the government spends more, you pay.**

Change in My Monthly Expenses



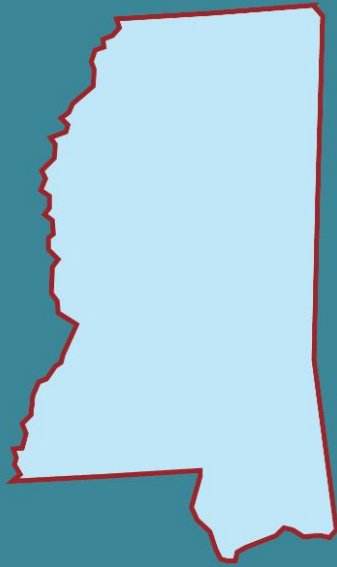
Source: Bureau of Labor Statistics, Consumer Price Index  
Find your personal rate at [myinflation.com](https://myinflation.com)

heritage.org



Learn more at [MyInflation.com](https://MyInflation.com)

heritage.org



# MISSISSIPPI - DISTRICT 1

Typical Household

Annual Expenses  
\$81,960

# \$1,344

## MONTHLY COST OF LIVING INCREASE\*

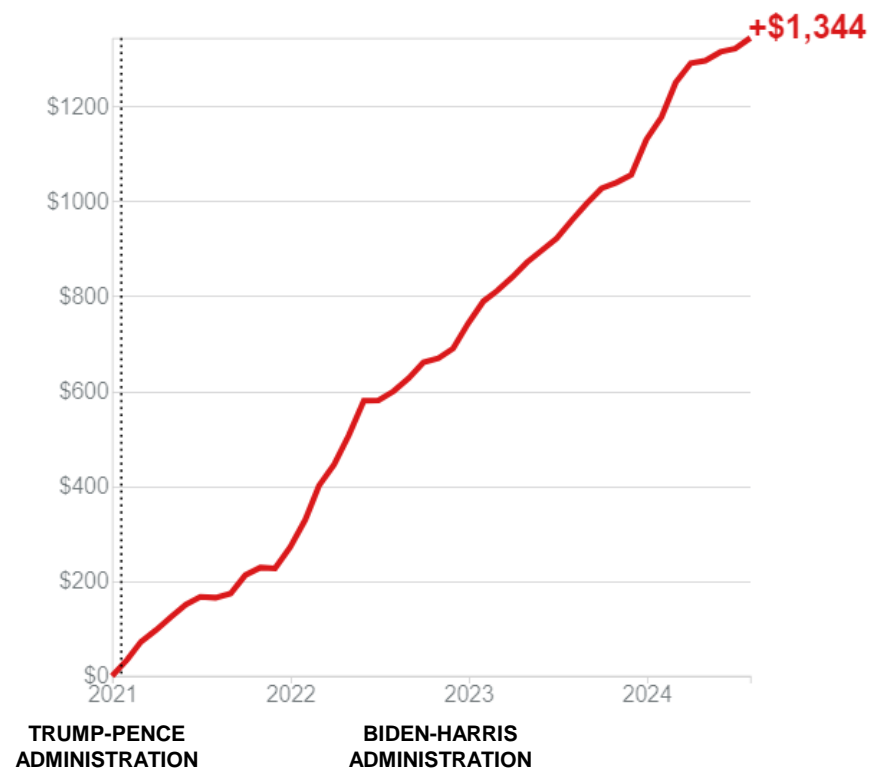
\*Since January 2021

### Increased Annual Expenses

- ↑ \$16,128 (24.5%) Total Expenses
- ↑ \$5,880 (26.4%) for Rent/Mortgage
- ↑ \$1,332 (23.7%) for Groceries
- ↑ \$624 (44.1%) for Gasoline

**When the government spends more, you pay.**

Change in My Monthly Expenses



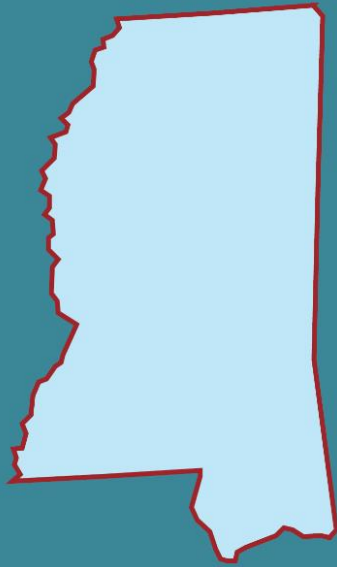
Source: Bureau of Labor Statistics, Consumer Price Index  
Find your personal rate at [myinflation.com](https://myinflation.com)

heritage.org



Learn more at  
[MyInflation.com](https://myinflation.com)

heritage.org



# MISSISSIPPI - DISTRICT 2

Typical Household

Annual Expenses \$73,320

# \$1,203

## MONTHLY COST OF LIVING INCREASE\*

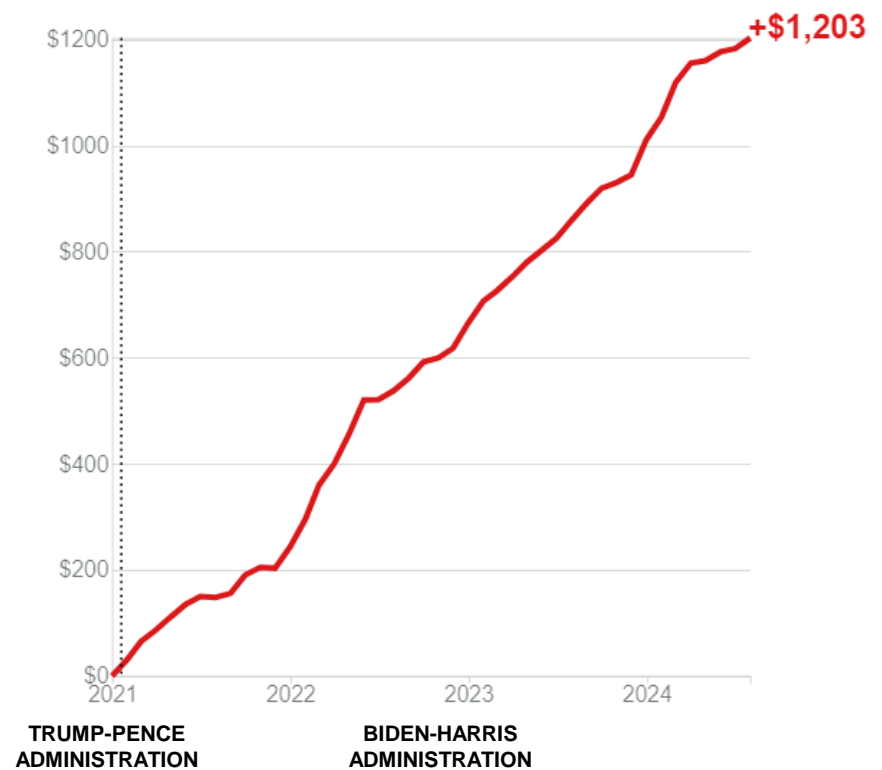
\*Since January 2021

### Increased Annual Expenses

- ↑ \$14,436 (24.5%) Total Expenses
- ↑ \$5,244 (26.4%) for Rent/Mortgage
- ↑ \$1,200 (23.7%) for Groceries
- ↑ \$564 (44.1%) for Gasoline

**When the government spends more, you pay.**

Change in My Monthly Expenses



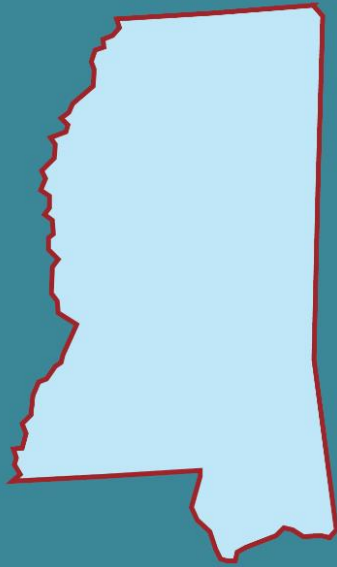
Source: Bureau of Labor Statistics, Consumer Price Index  
Find your personal rate at [myinflation.com](https://myinflation.com)

heritage.org



Learn more at [MyInflation.com](https://MyInflation.com)

heritage.org



# MISSISSIPPI - DISTRICT 3

Typical Household

Annual Expenses \$81,840

# \$1,344

## MONTHLY COST OF LIVING INCREASE\*

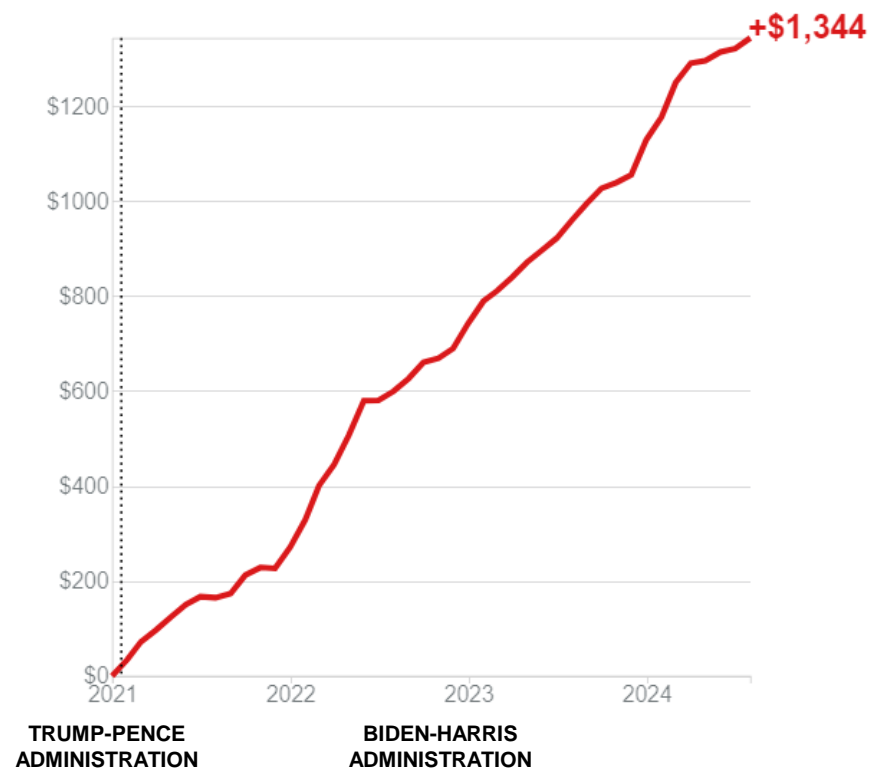
\*Since January 2021

### Increased Annual Expenses

- ↑ \$16,128 (24.5%) Total Expenses
- ↑ \$5,868 (26.4%) for Rent/Mortgage
- ↑ \$1,332 (23.7%) for Groceries
- ↑ \$624 (44.1%) for Gasoline

**When the government spends more, you pay.**

Change in My Monthly Expenses



Source: Bureau of Labor Statistics, Consumer Price Index  
Find your personal rate at [myinflation.com](https://myinflation.com)

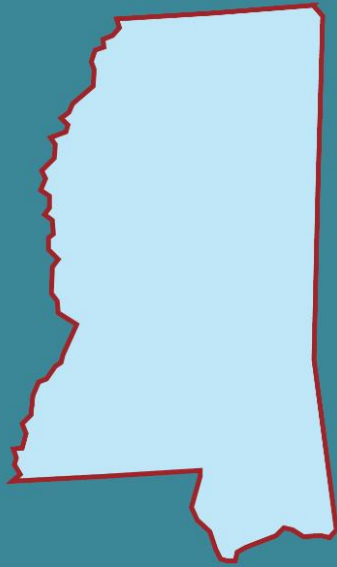
heritage.org



Learn more at [MyInflation.com](https://MyInflation.com)

heritage.org





# MISSISSIPPI - DISTRICT 4

Typical Household

Annual Expenses  
\$82,260

# \$1,349

## MONTHLY COST OF LIVING INCREASE\*

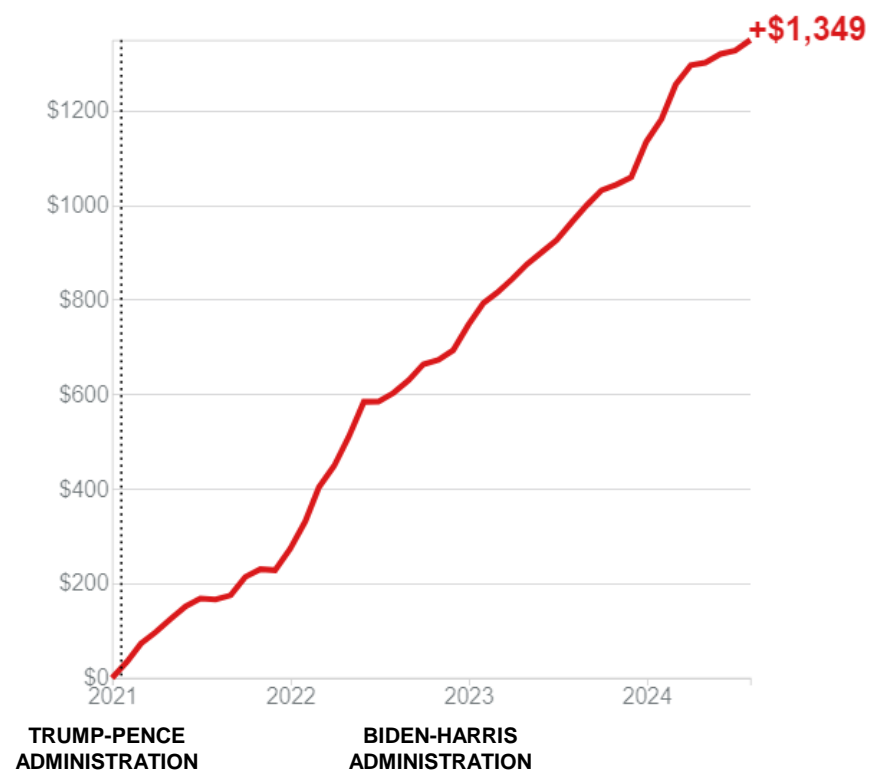
\*Since January 2021

### Increased Annual Expenses

- ↑ \$16,188 (24.5%) Total Expenses
- ↑ \$5,892 (26.4%) for Rent/Mortgage
- ↑ \$1,332 (23.7%) for Groceries
- ↑ \$648 (44.1%) for Gasoline

**When the government spends more, you pay.**

Change in My Monthly Expenses



Source: Bureau of Labor Statistics, Consumer Price Index  
Find your personal rate at [myinflation.com](https://myinflation.com)

heritage.org



Learn more at  
[MyInflation.com](https://myinflation.com)

heritage.org