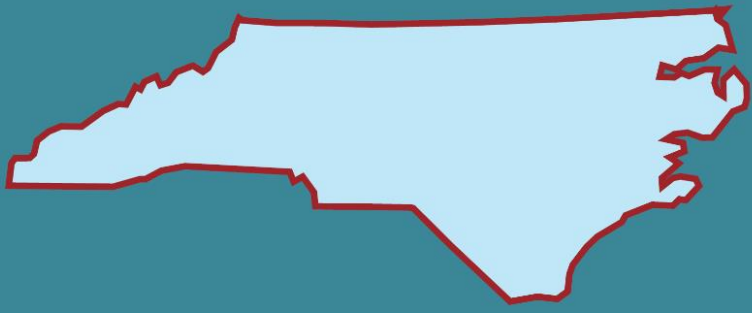


# NORTH CAROLINA - STATE



Typical Household

Annual Expenses  
\$87,300

# \$1,438

## MONTHLY COST OF LIVING INCREASE\*

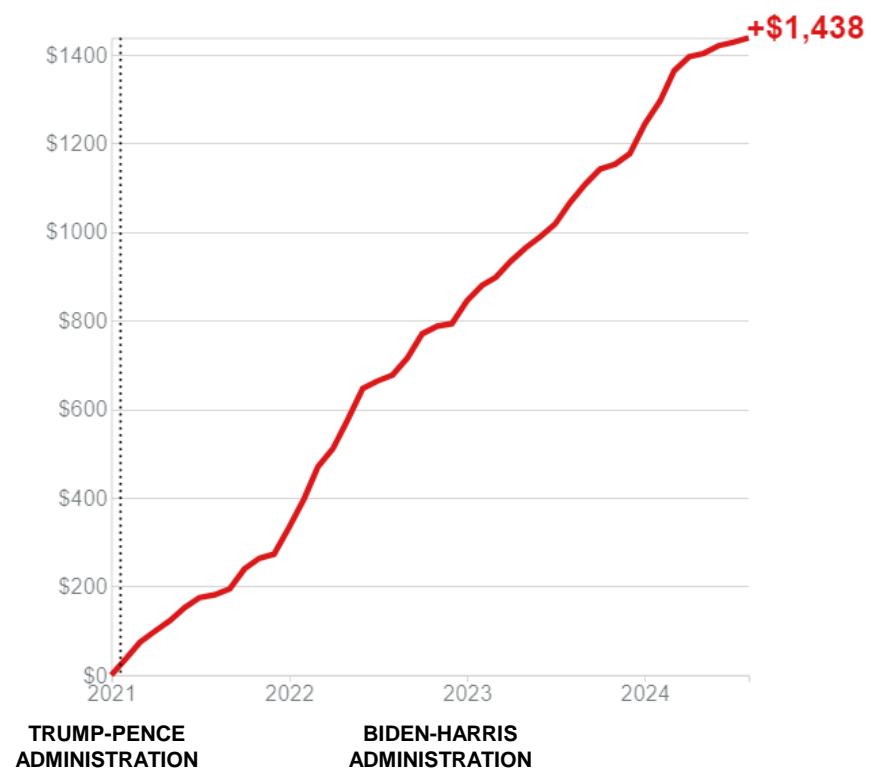
\*Since January 2021

### Increased Annual Expenses

- ↑ \$17,256 (24.6%) Total Expenses
- ↑ \$6,456 (27.6%) for Rent/Mortgage
- ↑ \$1,164 (18.7%) for Groceries
- ↑ \$684 (44.3%) for Gasoline

**When the government spends more, you pay.**

Change in My Monthly Expenses



Source: Bureau of Labor Statistics, Consumer Price Index  
Find your personal rate at [myinflation.com](https://myinflation.com)

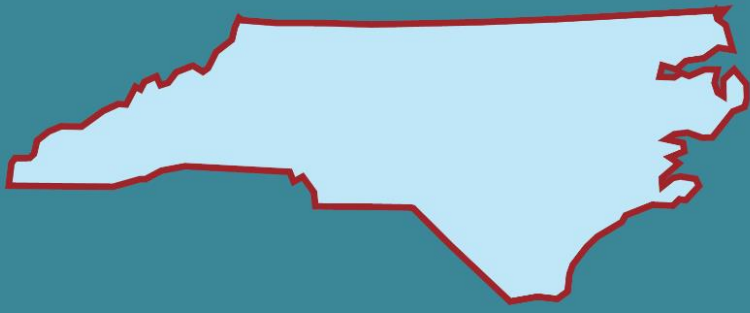
[heritage.org](https://heritage.org)



Learn more at  
[MyInflation.com](https://MyInflation.com)

[heritage.org](https://heritage.org)

# NORTH CAROLINA - DISTRICT 1



Typical Household

Annual Expenses  
\$79,380

# \$1,309

## MONTHLY COST OF LIVING INCREASE\*

\*Since January 2021

### Increased Annual Expenses

↑ \$15,708 (24.6%) Total Expenses

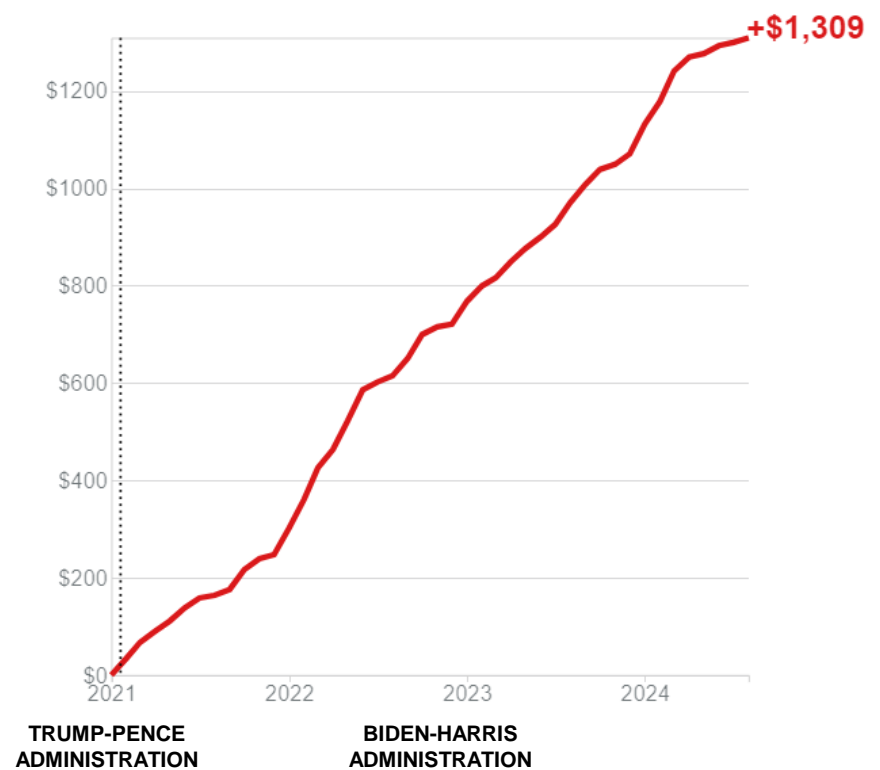
↑ \$5,892 (27.6%) for Rent/Mortgage

↑ \$1,056 (18.7%) for Groceries

↑ \$612 (44.3%) for Gasoline

**When the government spends more, you pay.**

Change in My Monthly Expenses



Source: Bureau of Labor Statistics, Consumer Price Index  
Find your personal rate at [myinflation.com](https://myinflation.com)

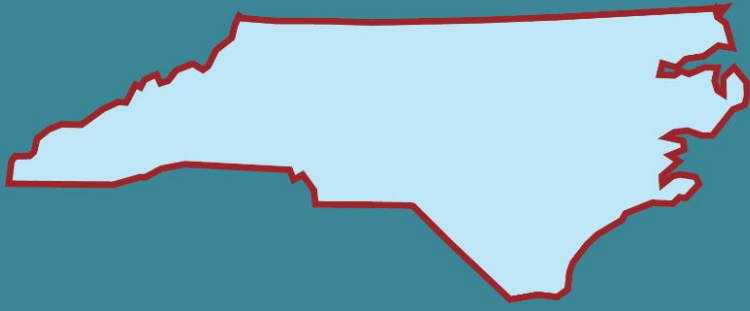
[heritage.org](https://heritage.org)



Learn more at  
[MyInflation.com](https://MyInflation.com)

 [heritage.org](https://heritage.org)

## NORTH CAROLINA - DISTRICT 2



Typical Household

Annual Expenses  
\$95,820

# \$1,579

## MONTHLY COST OF LIVING INCREASE\*

\*Since January 2021

### Increased Annual Expenses

↑ \$18,948 (24.7%) Total Expenses

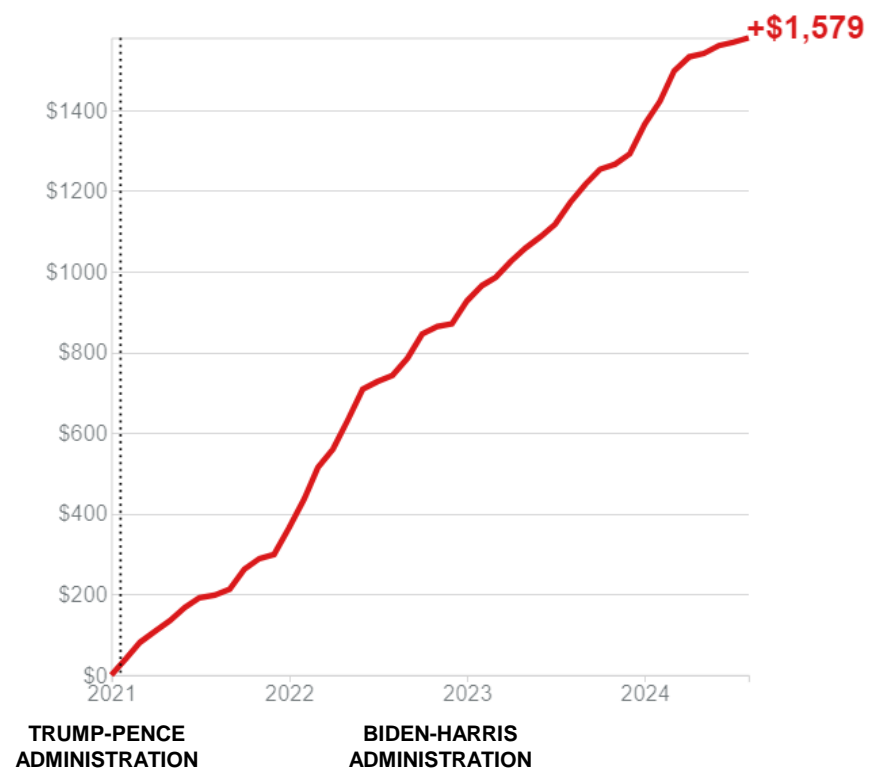
↑ \$7,104 (27.6%) for Rent/Mortgage

↑ \$1,284 (18.7%) for Groceries

↑ \$732 (44.3%) for Gasoline

**When the government spends more, you pay.**

Change in My Monthly Expenses



Source: Bureau of Labor Statistics, Consumer Price Index  
Find your personal rate at [myinflation.com](https://myinflation.com)

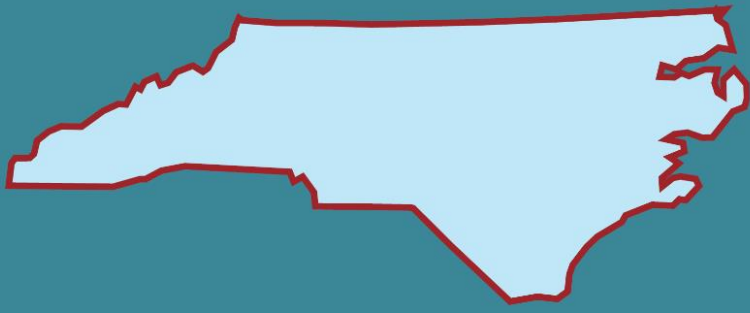
[heritage.org](https://heritage.org)



Learn more at  
[MyInflation.com](https://myinflation.com)

 [heritage.org](https://heritage.org)

## NORTH CAROLINA - DISTRICT 3



Typical Household

Annual Expenses  
\$82,980

# \$1,369

## MONTHLY COST OF LIVING INCREASE\*

\*Since January 2021

### Increased Annual Expenses

↑ \$16,428 (24.7%) Total Expenses

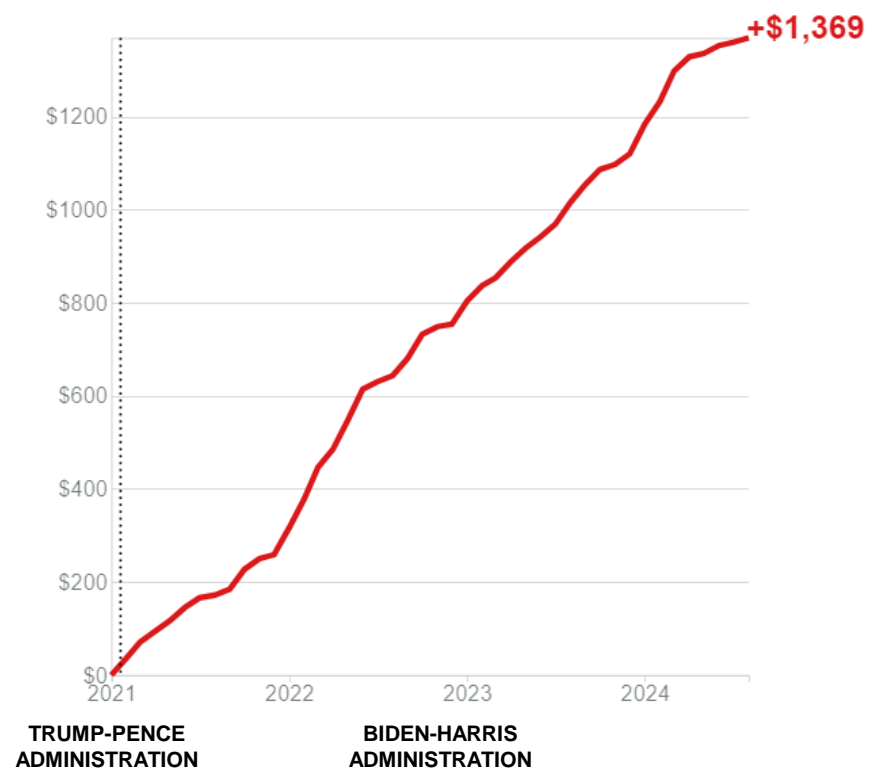
↑ \$6,144 (27.6%) for Rent/Mortgage

↑ \$1,104 (18.7%) for Groceries

↑ \$648 (44.3%) for Gasoline

**When the government spends more, you pay.**

Change in My Monthly Expenses



Source: Bureau of Labor Statistics, Consumer Price Index  
Find your personal rate at [myinflation.com](https://myinflation.com)

heritage.org

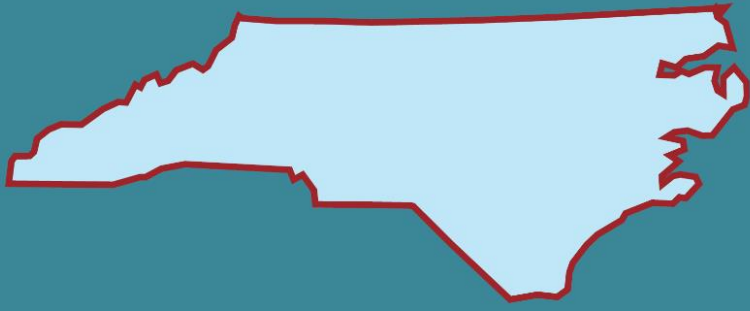


Learn more at  
[MyInflation.com](https://myinflation.com)

heritage.org



# NORTH CAROLINA - DISTRICT 4



Typical Household

Annual Expenses  
\$90,720

# \$1,496

## MONTHLY COST OF LIVING INCREASE\*

\*Since January 2021

### Increased Annual Expenses

↑ \$17,952 (24.7%) Total Expenses

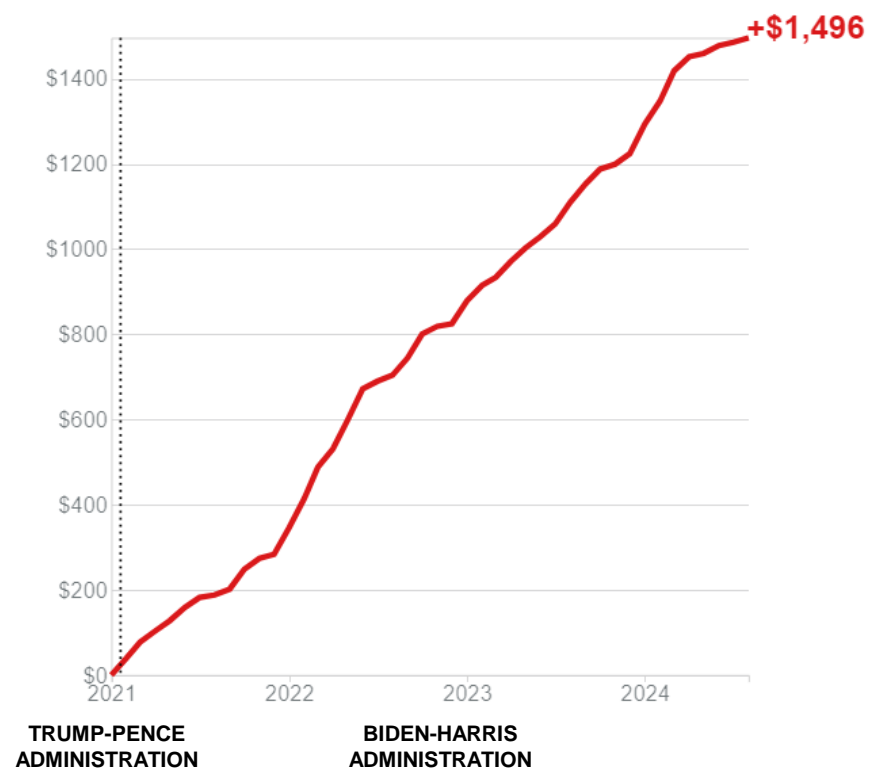
↑ \$6,720 (27.6%) for Rent/Mortgage

↑ \$1,212 (18.7%) for Groceries

↑ \$696 (44.3%) for Gasoline

**When the government spends more, you pay.**

Change in My Monthly Expenses



Source: Bureau of Labor Statistics, Consumer Price Index  
Find your personal rate at [myinflation.com](https://myinflation.com)

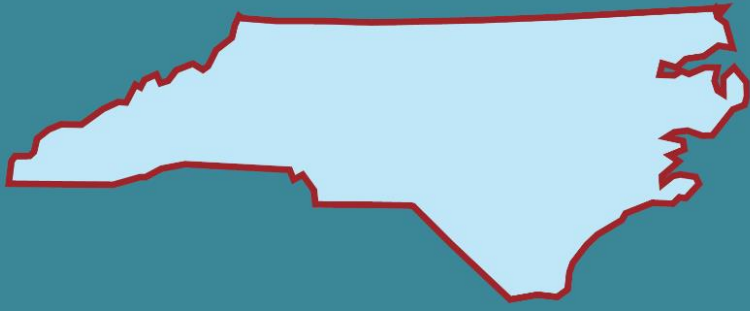
[heritage.org](https://heritage.org)



Learn more at  
[MyInflation.com](https://myinflation.com)

 [heritage.org](https://heritage.org)

## NORTH CAROLINA - DISTRICT 5



Typical Household

Annual Expenses  
\$82,200

# \$1,355

## MONTHLY COST OF LIVING INCREASE\*

\*Since January 2021

### Increased Annual Expenses

↑ \$16,260 (24.6%) Total Expenses

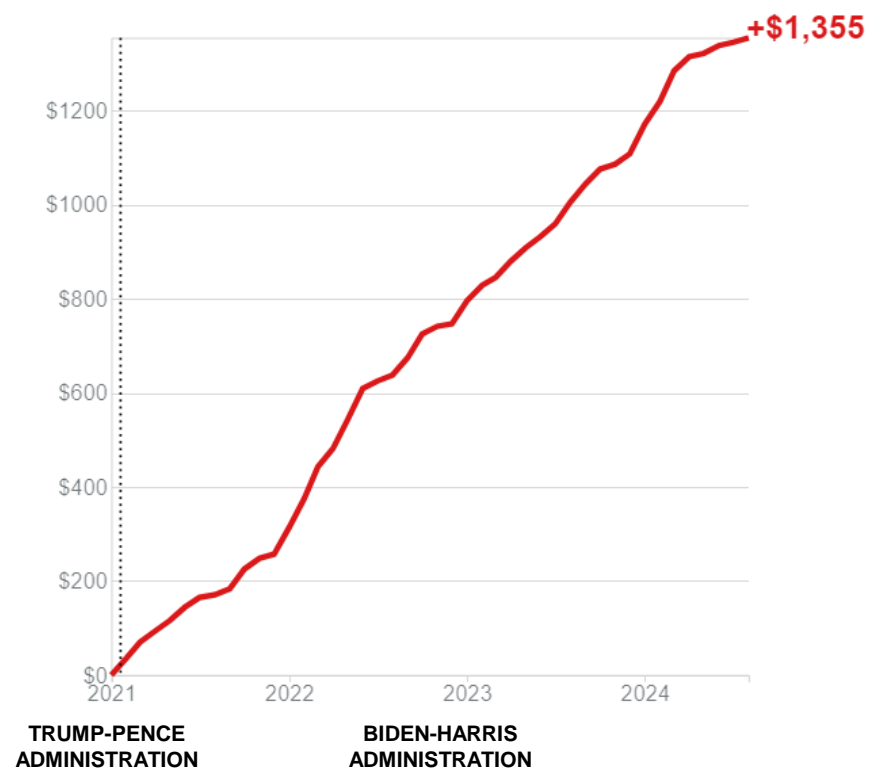
↑ \$6,096 (27.6%) for Rent/Mortgage

↑ \$1,104 (18.7%) for Groceries

↑ \$648 (44.3%) for Gasoline

**When the government spends more, you pay.**

Change in My Monthly Expenses



Source: Bureau of Labor Statistics, Consumer Price Index  
Find your personal rate at [myinflation.com](https://myinflation.com)

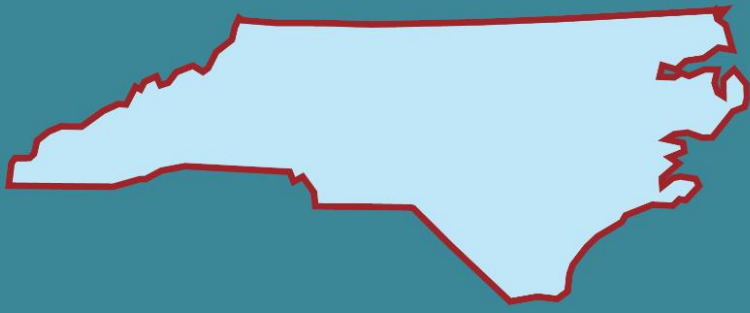
heritage.org



Learn more at  
[MyInflation.com](https://myinflation.com)

heritage.org

## NORTH CAROLINA - DISTRICT 6



Typical Household

Annual Expenses  
\$85,080

# \$1,401

## MONTHLY COST OF LIVING INCREASE\*

\*Since January 2021

### Increased Annual Expenses

↑ \$16,812 (24.6%) Total Expenses

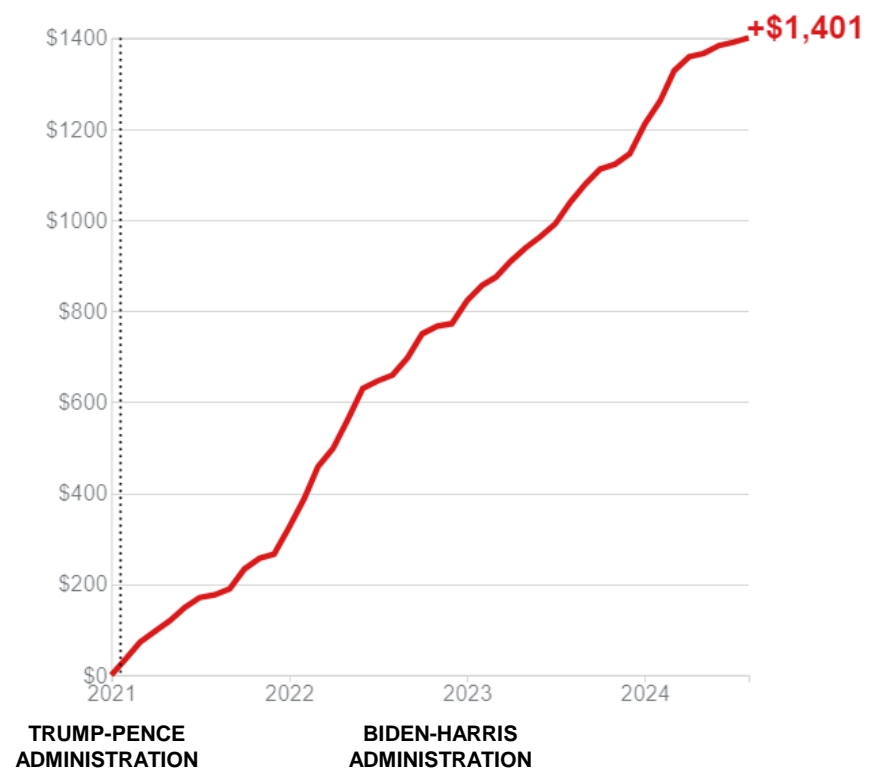
↑ \$6,300 (27.6%) for Rent/Mortgage

↑ \$1,140 (18.7%) for Groceries

↑ \$660 (44.3%) for Gasoline

**When the government spends more, you pay.**

Change in My Monthly Expenses



Source: Bureau of Labor Statistics, Consumer Price Index  
Find your personal rate at [myinflation.com](https://myinflation.com)

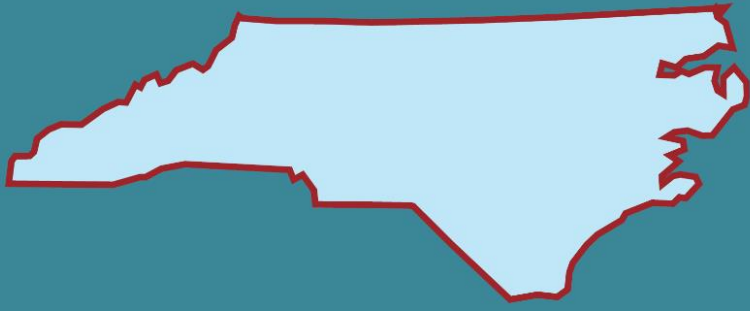
[heritage.org](https://heritage.org)



Learn more at  
[MyInflation.com](https://MyInflation.com)

 [heritage.org](https://heritage.org)

# NORTH CAROLINA - DISTRICT 7



Typical Household

Annual Expenses  
\$85,260

# \$1,404

## MONTHLY COST OF LIVING INCREASE\*

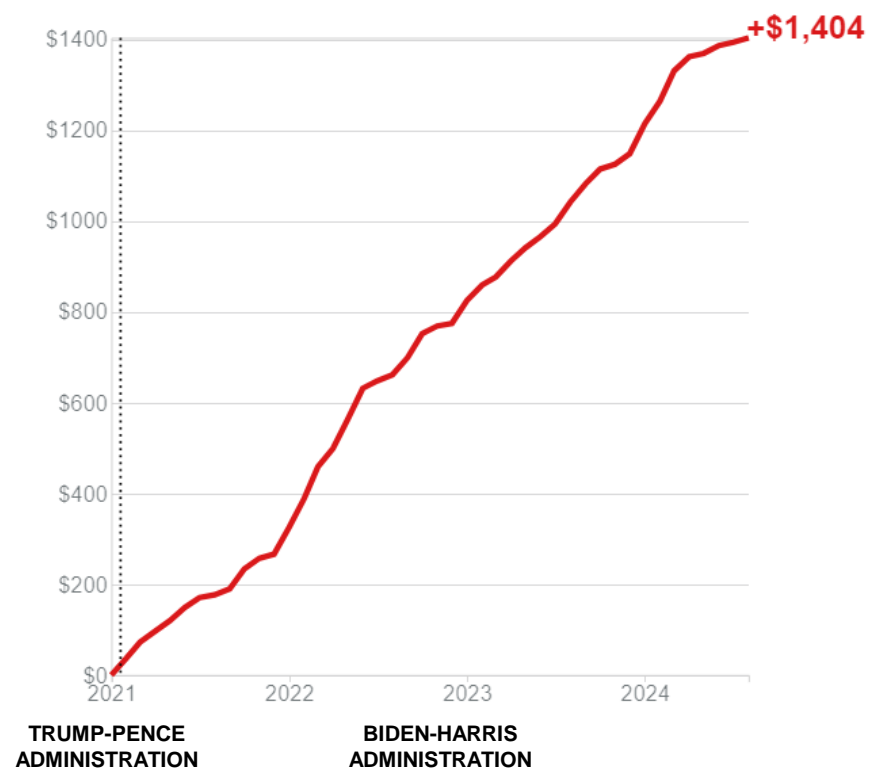
\*Since January 2021

### Increased Annual Expenses

- ↑ \$16,848 (24.6%) Total Expenses
- ↑ \$6,312 (27.6%) for Rent/Mortgage
- ↑ \$1,140 (18.7%) for Groceries
- ↑ \$660 (44.3%) for Gasoline

**When the government spends more, you pay.**

Change in My Monthly Expenses



Source: Bureau of Labor Statistics, Consumer Price Index  
Find your personal rate at [myinflation.com](https://myinflation.com)

[heritage.org](https://heritage.org)

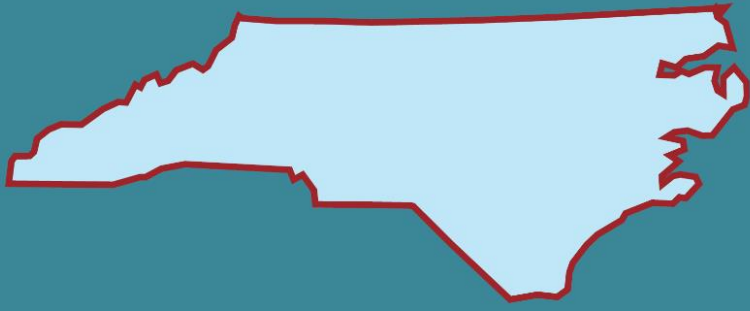


Learn more at  
[MyInflation.com](https://myinflation.com)

 [heritage.org](https://heritage.org)



## NORTH CAROLINA - DISTRICT 8



Typical Household

Annual Expenses  
\$87,540

# \$1,442

## MONTHLY COST OF LIVING INCREASE\*

\*Since January 2021

### Increased Annual Expenses

↑ \$17,304 (24.6%) Total Expenses

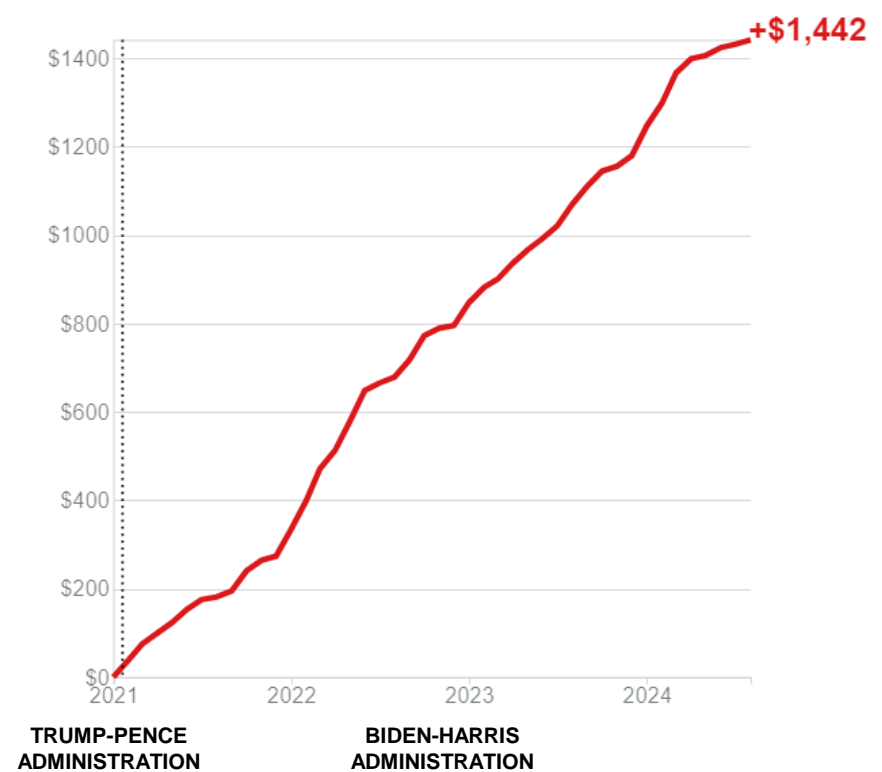
↑ \$6,480 (27.6%) for Rent/Mortgage

↑ \$1,176 (18.7%) for Groceries

↑ \$684 (44.3%) for Gasoline

**When the government spends more, you pay.**

Change in My Monthly Expenses



Source: Bureau of Labor Statistics, Consumer Price Index  
Find your personal rate at [myinflation.com](https://myinflation.com)

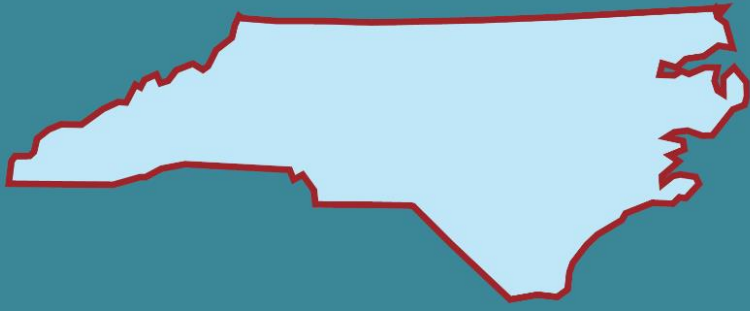
[heritage.org](https://heritage.org)



Learn more at  
[MyInflation.com](https://myinflation.com)

 [heritage.org](https://heritage.org)

## NORTH CAROLINA - DISTRICT 9



Typical Household

Annual Expenses  
\$84,600

# \$1,395

## MONTHLY COST OF LIVING INCREASE\*

\*Since January 2021

### Increased Annual Expenses

↑ \$16,740 (24.7%) Total Expenses

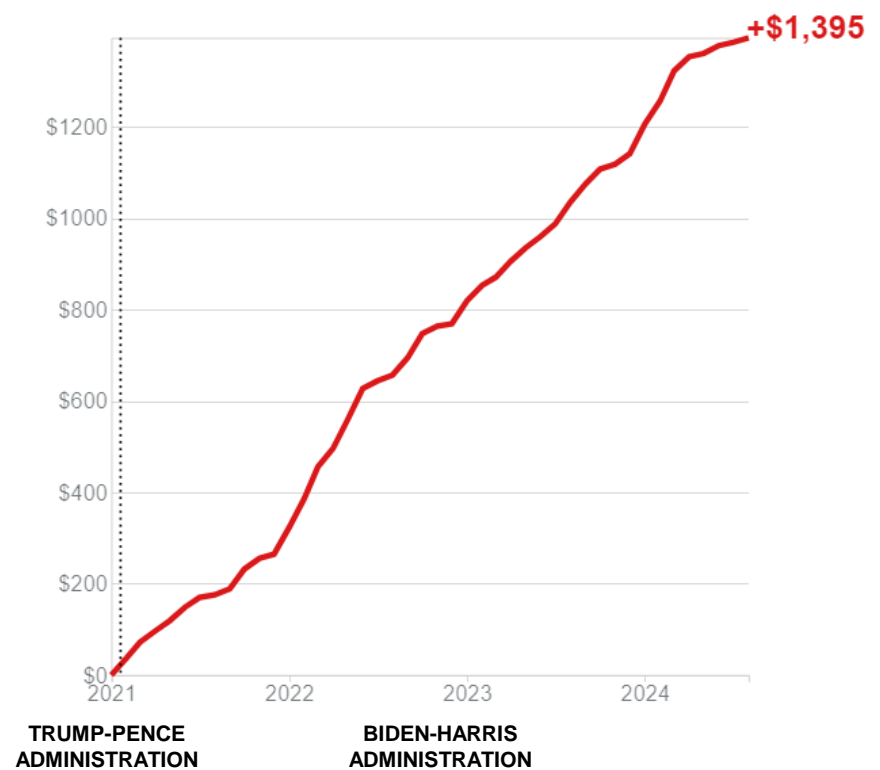
↑ \$6,264 (27.6%) for Rent/Mortgage

↑ \$1,140 (18.7%) for Groceries

↑ \$660 (44.3%) for Gasoline

**When the government spends more, you pay.**

Change in My Monthly Expenses



Source: Bureau of Labor Statistics, Consumer Price Index  
Find your personal rate at [myinflation.com](https://myinflation.com)

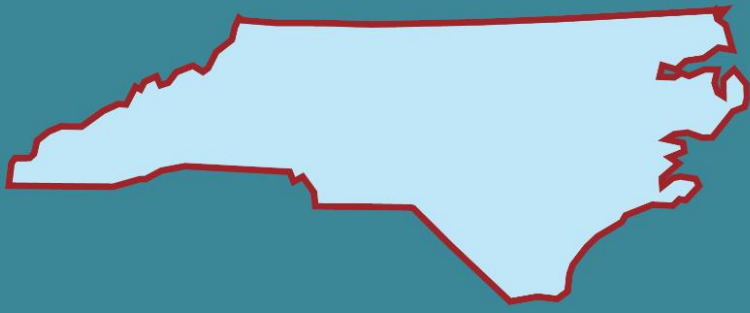
[heritage.org](https://heritage.org)



Learn more at  
[MyInflation.com](https://myinflation.com)

 [heritage.org](https://heritage.org)

# NORTH CAROLINA - DISTRICT 10



Typical Household

Annual Expenses  
\$85,380

# \$1,409

## MONTHLY COST OF LIVING INCREASE\*

\*Since January 2021

### Increased Annual Expenses

↑ \$16,908 (24.7%) Total Expenses

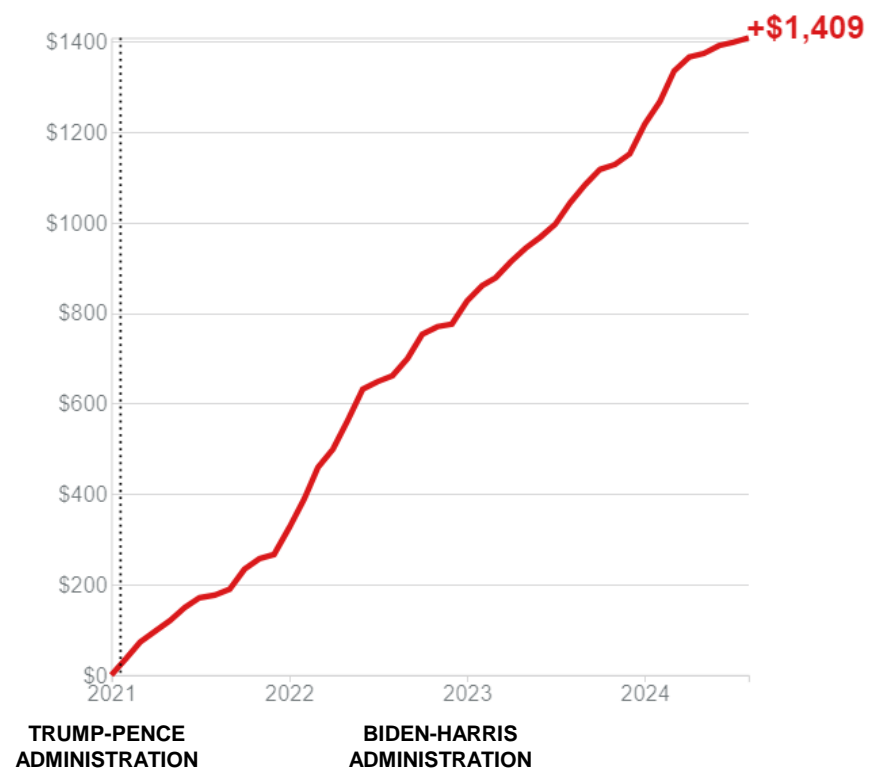
↑ \$6,324 (27.6%) for Rent/Mortgage

↑ \$1,140 (18.7%) for Groceries

↑ \$660 (44.3%) for Gasoline

**When the government spends more, you pay.**

Change in My Monthly Expenses



Source: Bureau of Labor Statistics, Consumer Price Index  
Find your personal rate at [myinflation.com](https://myinflation.com)

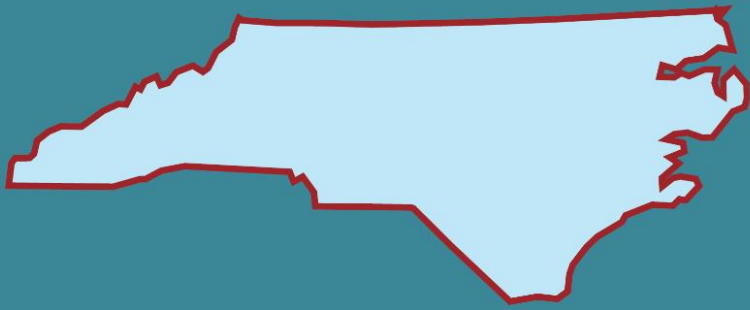
[heritage.org](https://heritage.org)



Learn more at  
[MyInflation.com](https://myinflation.com)

 [heritage.org](https://heritage.org)

# NORTH CAROLINA - DISTRICT 11



Typical Household

Annual Expenses  
\$84,000

# \$1,384

## MONTHLY COST OF LIVING INCREASE\*

\*Since January 2021

### Increased Annual Expenses

↑ \$16,608 (24.6%) Total Expenses

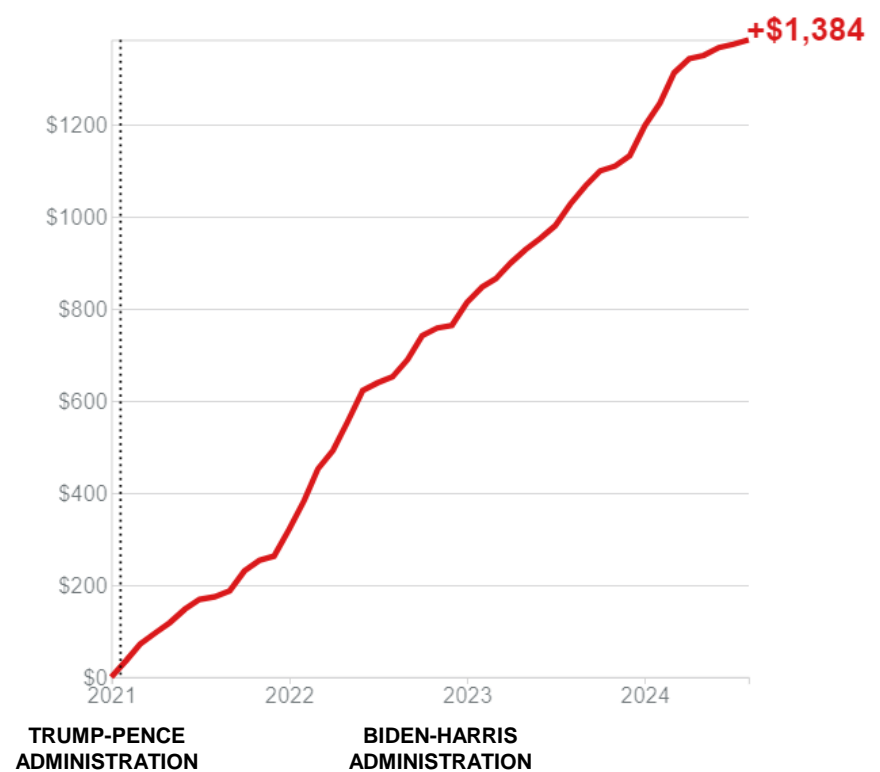
↑ \$6,228 (27.6%) for Rent/Mortgage

↑ \$1,128 (18.7%) for Groceries

↑ \$648 (44.3%) for Gasoline

**When the government spends more, you pay.**

Change in My Monthly Expenses



Source: Bureau of Labor Statistics, Consumer Price Index  
Find your personal rate at [myinflation.com](https://myinflation.com)

[heritage.org](https://heritage.org)

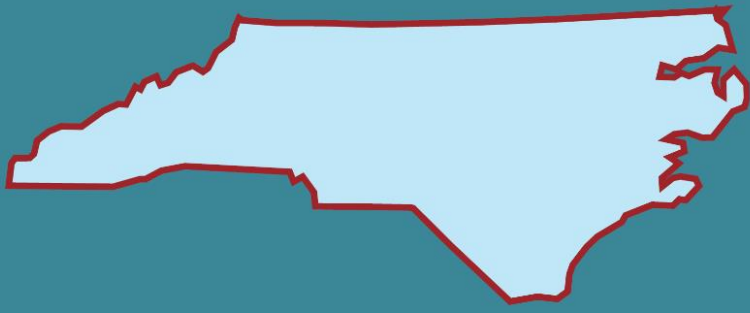


Learn more at  
[MyInflation.com](https://MyInflation.com)

 [heritage.org](https://heritage.org)



# NORTH CAROLINA - DISTRICT 12



Typical Household

Annual Expenses  
\$91,320

# \$1,504

## MONTHLY COST OF LIVING INCREASE\*

\*Since January 2021

### Increased Annual Expenses

↑ \$18,048 (24.6%) Total Expenses

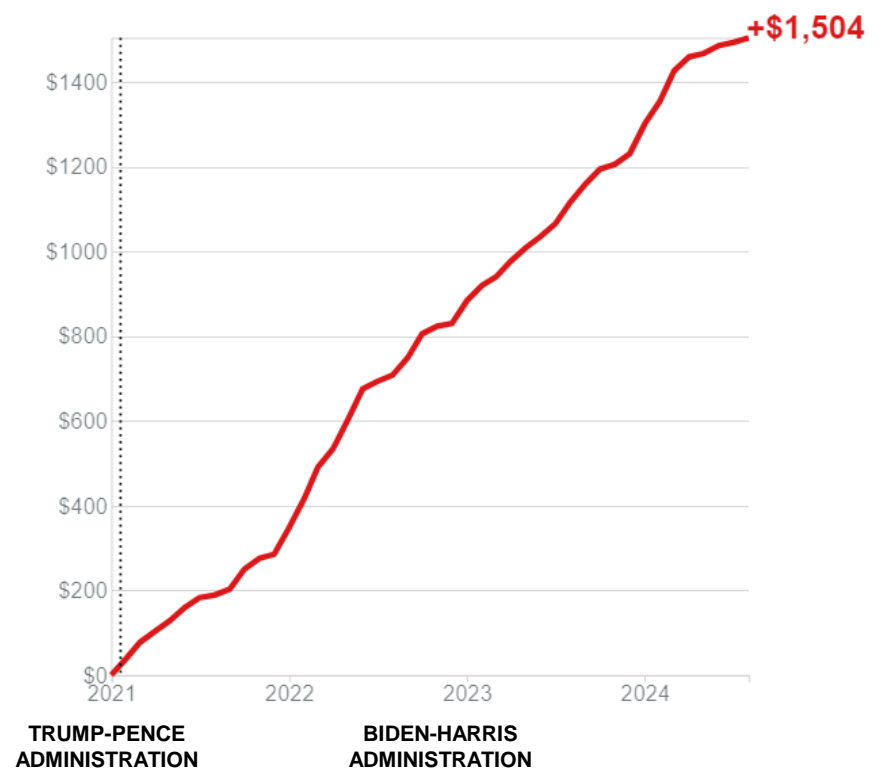
↑ \$6,768 (27.6%) for Rent/Mortgage

↑ \$1,224 (18.7%) for Groceries

↑ \$696 (44.3%) for Gasoline

**When the government spends more, you pay.**

Change in My Monthly Expenses



Source: Bureau of Labor Statistics, Consumer Price Index  
Find your personal rate at [myinflation.com](https://myinflation.com)

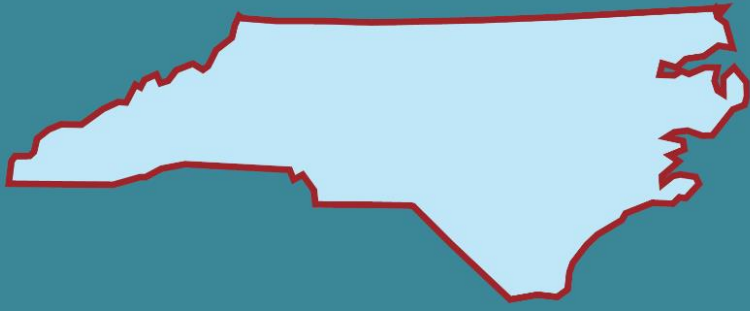
[heritage.org](https://heritage.org)



Learn more at  
[MyInflation.com](https://myinflation.com)

 [heritage.org](https://heritage.org)

# NORTH CAROLINA - DISTRICT 13



Typical Household

Annual Expenses  
\$91,320

# \$1,504

## MONTHLY COST OF LIVING INCREASE\*

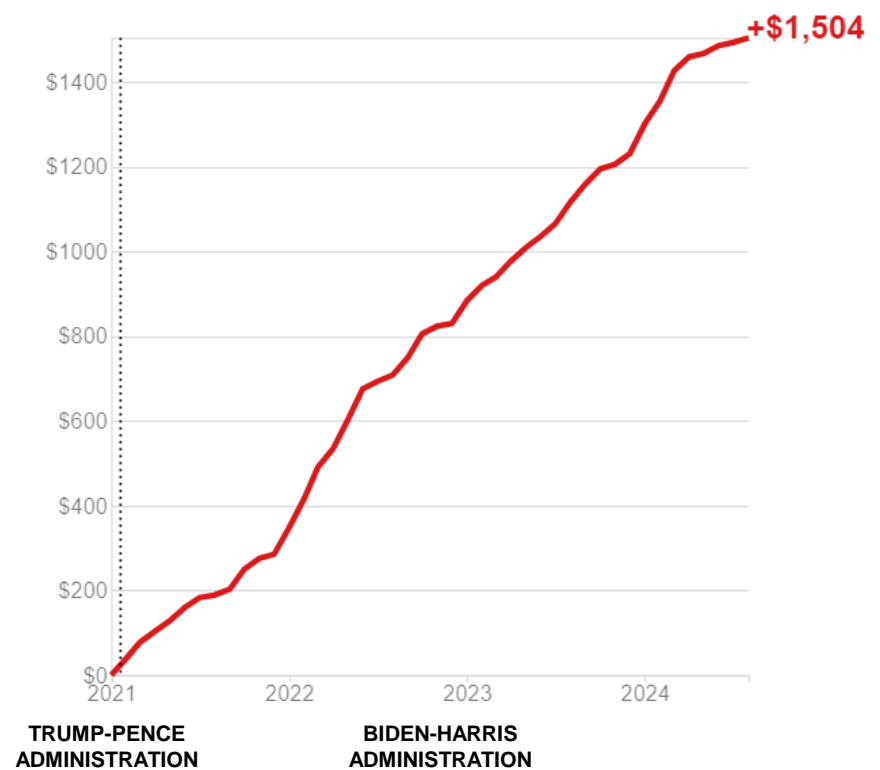
\*Since January 2021

### Increased Annual Expenses

- ↑ \$18,048 (24.6%) Total Expenses
- ↑ \$6,768 (27.6%) for Rent/Mortgage
- ↑ \$1,224 (18.7%) for Groceries
- ↑ \$696 (44.3%) for Gasoline

**When the government spends more, you pay.**

Change in My Monthly Expenses



Source: Bureau of Labor Statistics, Consumer Price Index  
Find your personal rate at [myinflation.com](https://myinflation.com)

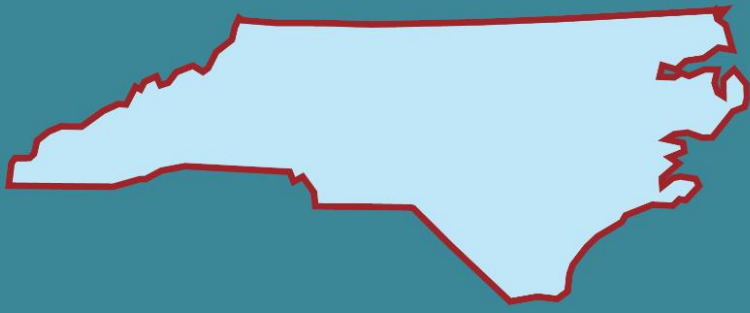
heritage.org



Learn more at  
[MyInflation.com](https://myinflation.com)

heritage.org

# NORTH CAROLINA - DISTRICT 14



Typical Household

Annual Expenses  
\$94,980

# \$1,565

## MONTHLY COST OF LIVING INCREASE\*

\*Since January 2021

### Increased Annual Expenses

↑ \$18,780 (24.6%) Total Expenses

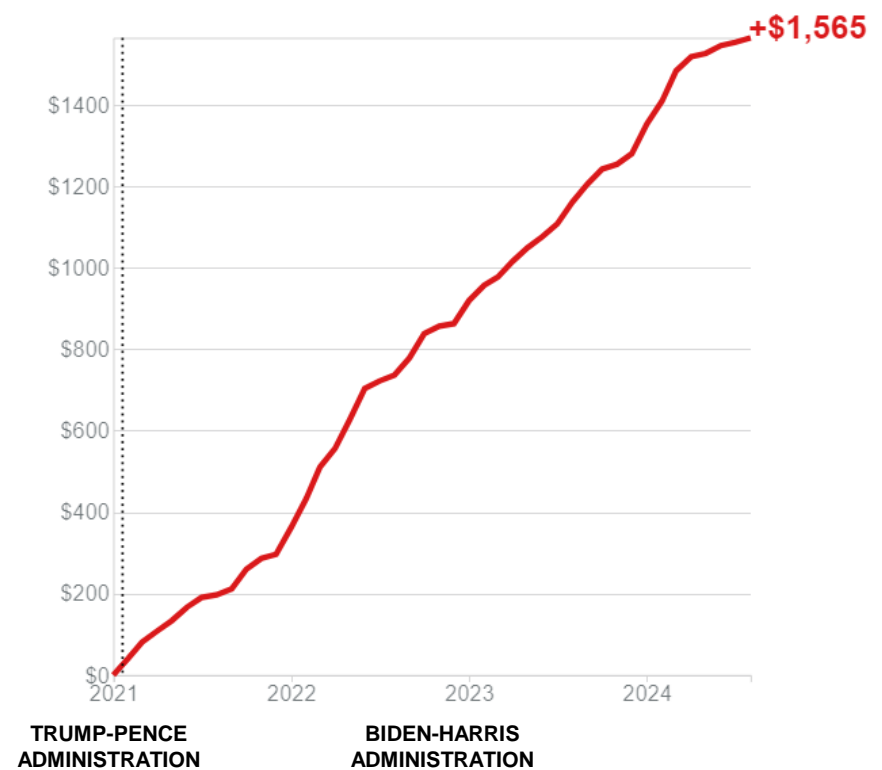
↑ \$7,044 (27.6%) for Rent/Mortgage

↑ \$1,272 (18.7%) for Groceries

↑ \$732 (44.3%) for Gasoline

**When the government spends more, you pay.**

Change in My Monthly Expenses



Source: Bureau of Labor Statistics, Consumer Price Index  
Find your personal rate at [myinflation.com](https://myinflation.com)

heritage.org



Learn more at  
[MyInflation.com](https://myinflation.com)

heritage.org