

NEBRASKA – STATE



Typical Household

Annual Expenses
\$88,740

\$1,418

MONTHLY COST OF LIVING INCREASE*

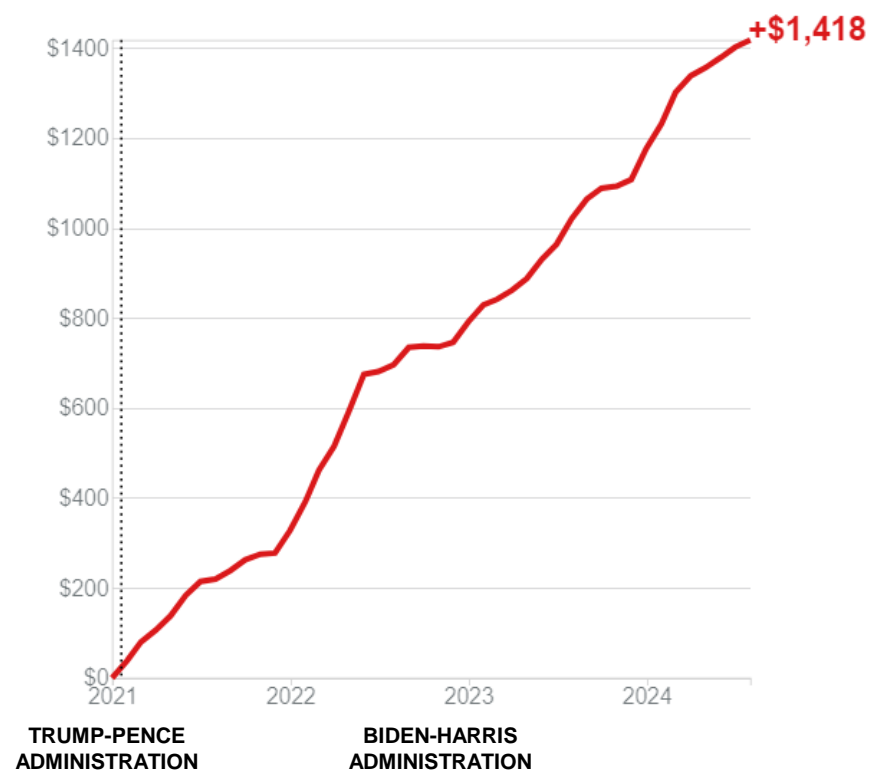
*Since January 2021

Increased Annual Expenses

- ↑ \$17,016 (23.7%) Total Expenses
- ↑ \$5,412 (21.7%) for Rent/Mortgage
- ↑ \$1,332 (21.3%) for Groceries
- ↑ \$696 (45.3%) for Gasoline

When the government spends more, you pay.

Change in My Monthly Expenses



Source: Bureau of Labor Statistics, Consumer Price Index
Find your personal rate at myinflation.com

heritage.org



Learn more at
[MyInflation.com](https://myinflation.com)

heritage.org

NEBRASKA – DISTRICT 1



Typical Household

Annual Expenses
\$88,620

\$1,416

MONTHLY COST OF LIVING INCREASE*

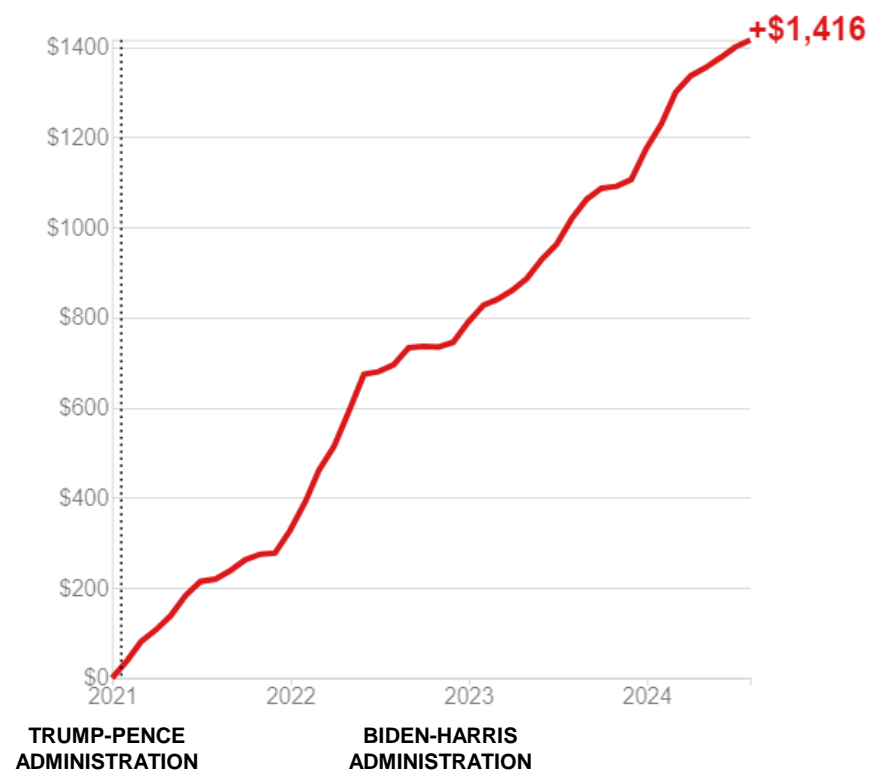
*Since January 2021

Increased Annual Expenses

- ↑ \$16,992 (23.7%) Total Expenses
- ↑ \$5,412 (21.7%) for Rent/Mortgage
- ↑ \$1,320 (21.3%) for Groceries
- ↑ \$696 (45.3%) for Gasoline

When the government spends more, you pay.

Change in My Monthly Expenses



Source: Bureau of Labor Statistics, Consumer Price Index
Find your personal rate at myinflation.com

heritage.org



Learn more at
MyInflation.com

heritage.org

NEBRASKA – DISTRICT 2



Typical Household

Annual Expenses
\$92,640

\$1,481

MONTHLY COST OF LIVING INCREASE*

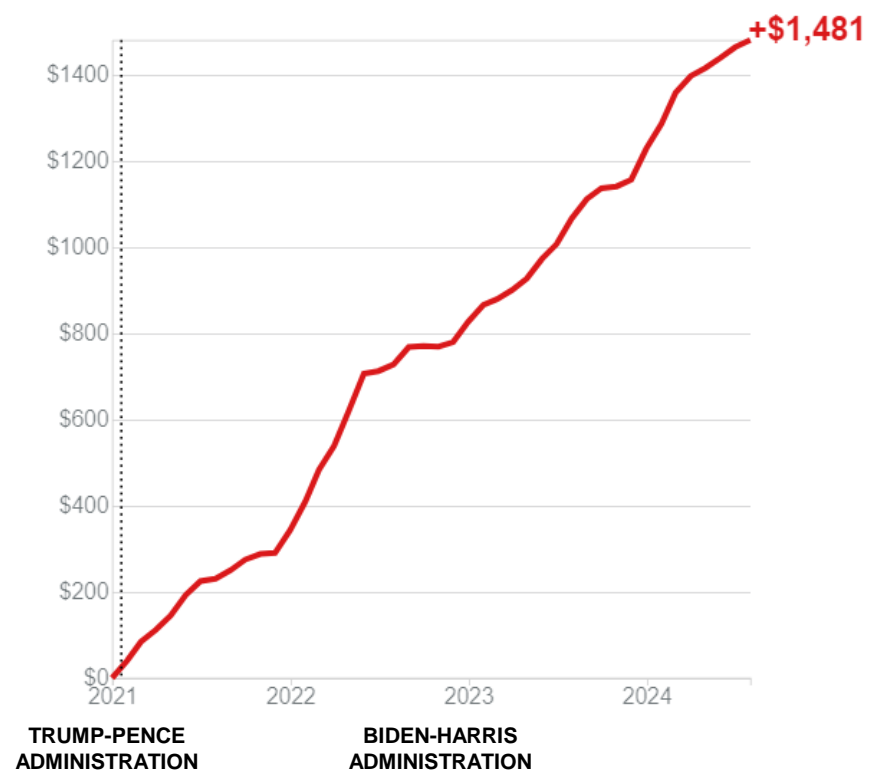
*Since January 2021

Increased Annual Expenses

- ↑ \$17,772 (23.7%) Total Expenses
- ↑ \$5,664 (21.7%) for Rent/Mortgage
- ↑ \$1,380 (21.3%) for Groceries
- ↑ \$732 (45.3%) for Gasoline

When the government spends more, you pay.

Change in My Monthly Expenses



Source: Bureau of Labor Statistics, Consumer Price Index
Find your personal rate at myinflation.com

heritage.org



Learn more at
[MyInflation.com](https://myinflation.com)

heritage.org

NEBRASKA – DISTRICT 3



Typical Household

Annual Expenses
\$85,020

\$1,358

MONTHLY COST OF LIVING INCREASE*

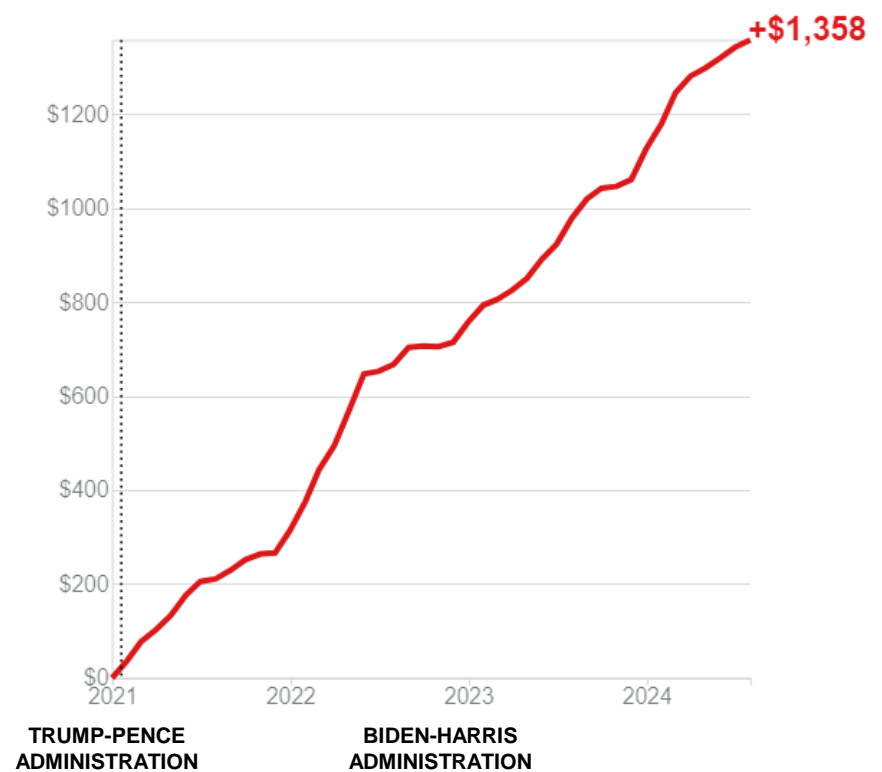
*Since January 2021

Increased Annual Expenses

- ↑ \$16,296 (23.7%) Total Expenses
- ↑ \$5,184 (21.7%) for Rent/Mortgage
- ↑ \$1,260 (21.3%) for Groceries
- ↑ \$672 (45.3%) for Gasoline

When the government spends more, you pay.

Change in My Monthly Expenses



Source: Bureau of Labor Statistics, Consumer Price Index
Find your personal rate at myinflation.com

heritage.org



Learn more at
[MyInflation.com](https://myinflation.com)

heritage.org