

NEW MEXICO – STATE

Typical Household

Annual Expenses \$83,640

\$1,390

MONTHLY COST OF LIVING INCREASE*

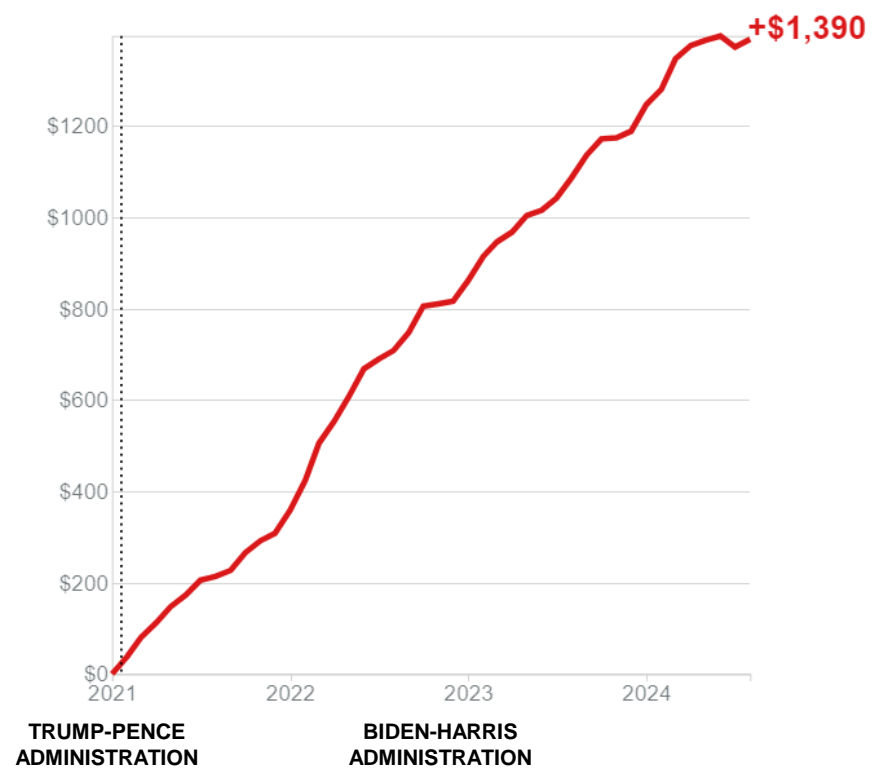
*Since January 2021

Increased Annual Expenses

- ↑ \$16,680 (24.9%) Total Expenses
- ↑ \$6,252 (27.9%) for Rent/Mortgage
- ↑ \$1,200 (20.5%) for Groceries
- ↑ \$708 (50.4%) for Gasoline

When the government spends more, you pay.

Change in My Monthly Expenses




Source: Bureau of Labor Statistics, Consumer Price Index
Find your personal rate at myinflation.com

heritage.org



Learn more at [MyInflation.com](https://myinflation.com)

heritage.org



NEW MEXICO – DISTRICT 1

Typical Household

Annual Expenses \$87,300

\$1,450

MONTHLY COST OF LIVING INCREASE*

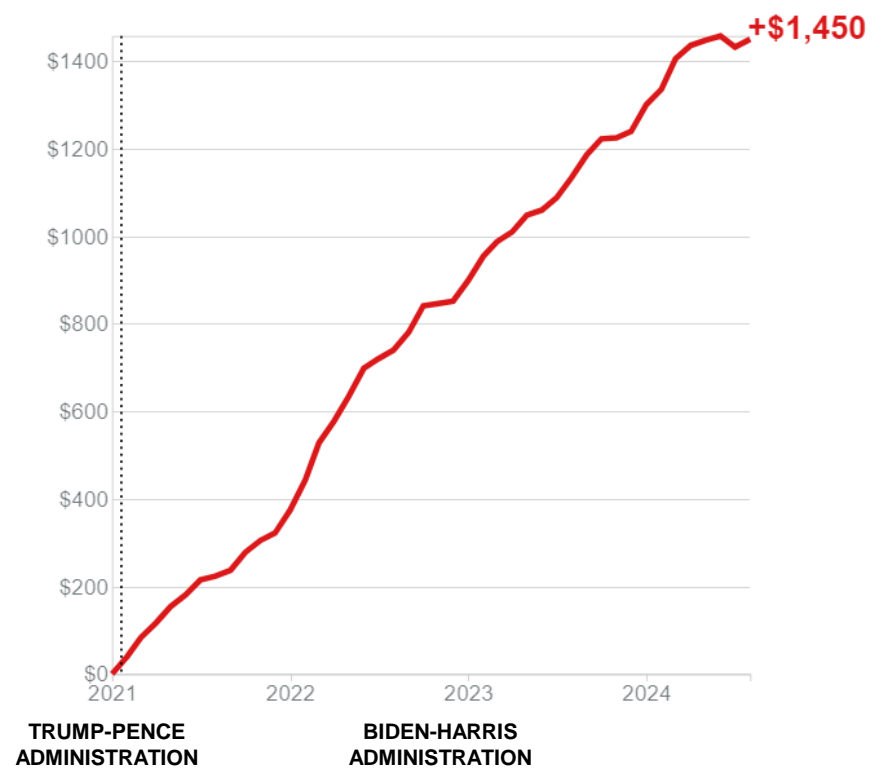
*Since January 2021

Increased Annual Expenses

- ↑ \$17,400 (24.9%) Total Expenses
- ↑ \$6,516 (27.9%) for Rent/Mortgage
- ↑ \$1,260 (20.5%) for Groceries
- ↑ \$744 (50.4%) for Gasoline

When the government spends more, you pay.

Change in My Monthly Expenses




Source: Bureau of Labor Statistics, Consumer Price Index
Find your personal rate at myinflation.com

heritage.org



Learn more at MyInflation.com

heritage.org



NEW MEXICO – DISTRICT 2

Typical Household

Annual Expenses
\$79,200

\$1,317

MONTHLY COST OF LIVING INCREASE*

*Since January 2021

Increased Annual Expenses

↑ \$15,804 (24.9%) Total Expenses

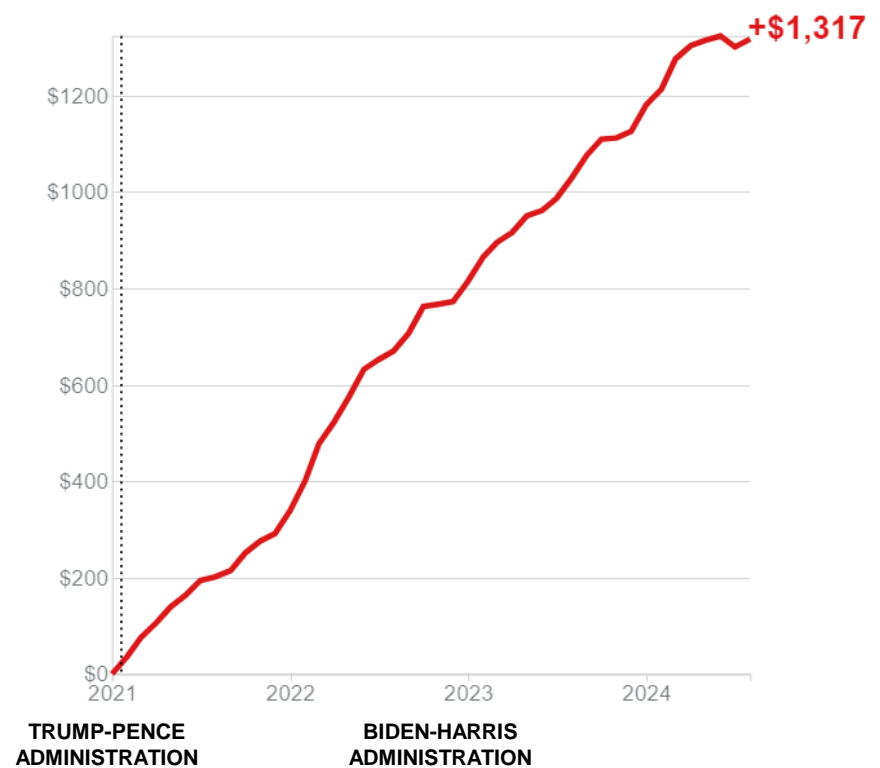
↑ \$5,928 (27.9%) for Rent/Mortgage

↑ \$1,140 (20.5%) for Groceries

↑ \$660 (50.4%) for Gasoline

When the government spends more, you pay.

Change in My Monthly Expenses




Source: Bureau of Labor Statistics, Consumer Price Index
Find your personal rate at myinflation.com

heritage.org



Learn more at
MyInflation.com

heritage.org



NEW MEXICO – DISTRICT 3

Typical Household

Annual Expenses \$84,660

\$1,408

MONTHLY COST OF LIVING INCREASE*

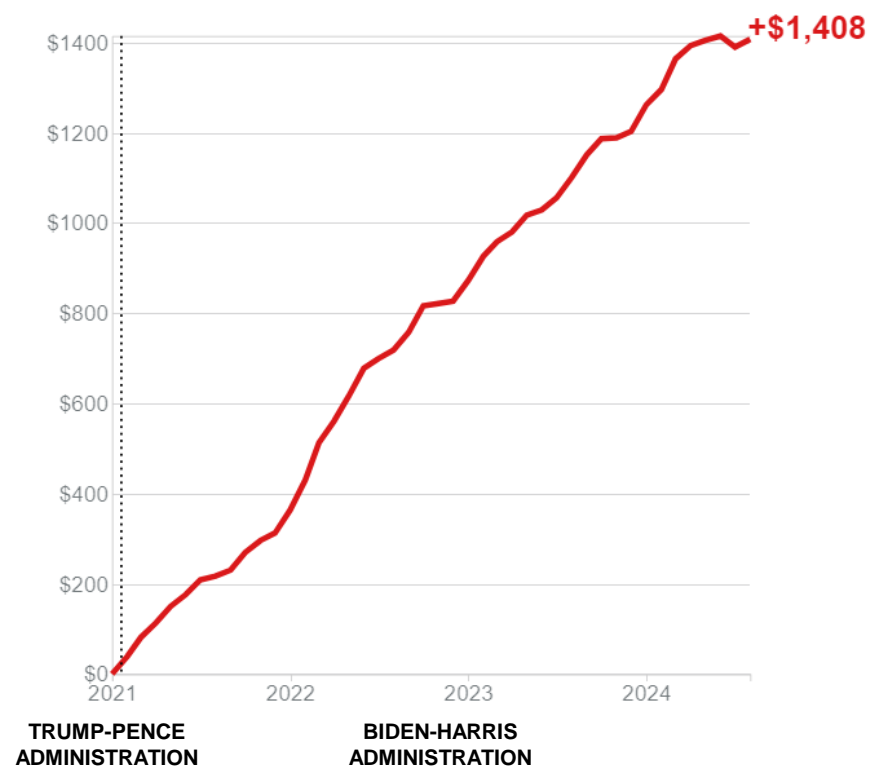
*Since January 2021

Increased Annual Expenses

- ↑ \$16,896 (24.9%) Total Expenses
- ↑ \$6,324 (27.9%) for Rent/Mortgage
- ↑ \$1,224 (20.5%) for Groceries
- ↑ \$720 (50.4%) for Gasoline

When the government spends more, you pay.

Change in My Monthly Expenses



Source: Bureau of Labor Statistics, Consumer Price Index
Find your personal rate at myinflation.com

heritage.org



Learn more at MyInflation.com

heritage.org