

# SOUTH CAROLINA – STATE

Typical Household

Annual Expenses \$85,860

# \$1,414

## MONTHLY COST OF LIVING INCREASE\*

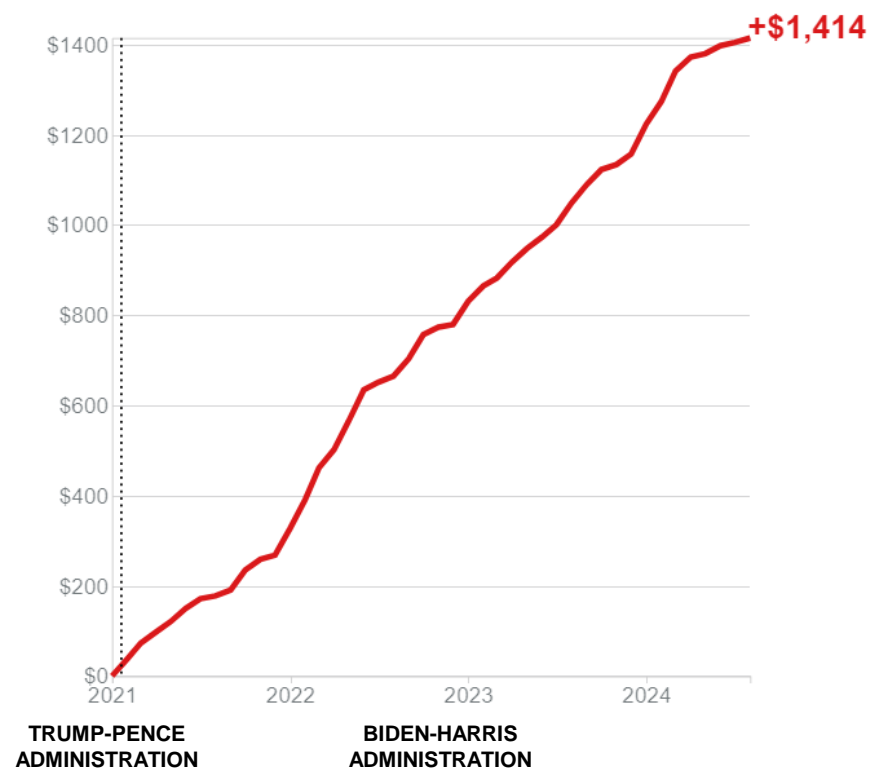
\*Since January 2021

### Increased Annual Expenses

- ↑ \$16,968 (24.6%) Total Expenses
- ↑ \$6,348 (27.6%) for Rent/Mortgage
- ↑ \$1,140 (18.7%) for Groceries
- ↑ \$660 (44.3%) for Gasoline

**When the government spends more, you pay.**

Change in My Monthly Expenses



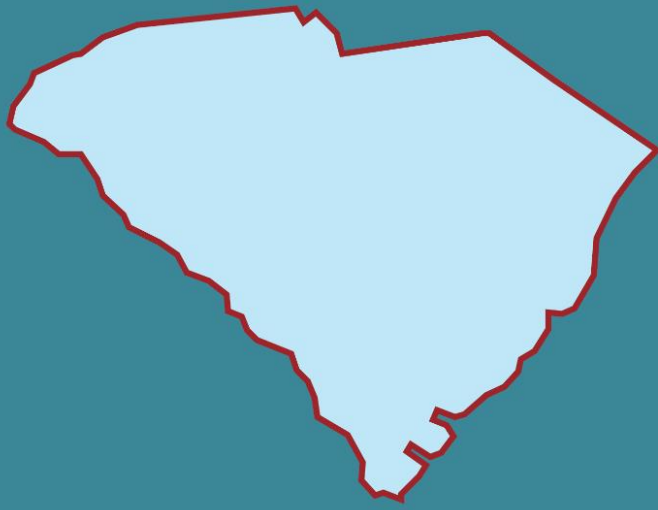
Source: Bureau of Labor Statistics, Consumer Price Index  
Find your personal rate at [myinflation.com](https://myinflation.com)

[heritage.org](https://heritage.org)



Learn more at [MyInflation.com](https://MyInflation.com)

heritage.org



# SOUTH CAROLINA – DISTRICT 1

Typical Household

Annual Expenses \$93,840

# \$1,546

## MONTHLY COST OF LIVING INCREASE\*

\*Since January 2021

### Increased Annual Expenses

↑ \$18,552 (24.6%) Total Expenses

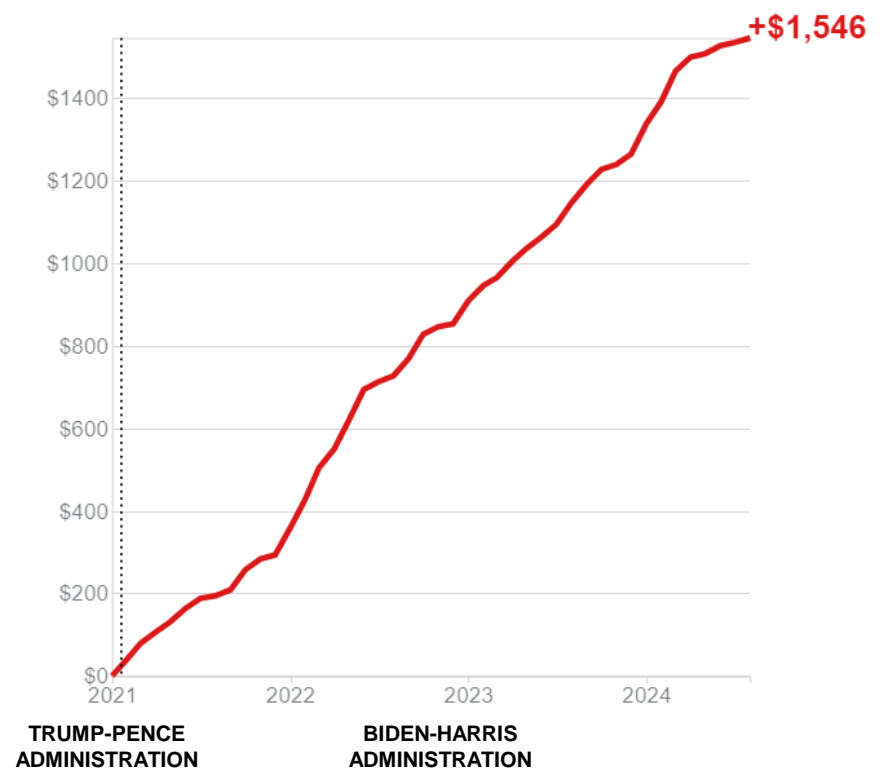
↑ \$6,948 (27.6%) for Rent/Mortgage

↑ \$1,260 (18.7%) for Groceries

↑ \$720 (44.3%) for Gasoline

**When the government spends more, you pay.**

Change in My Monthly Expenses



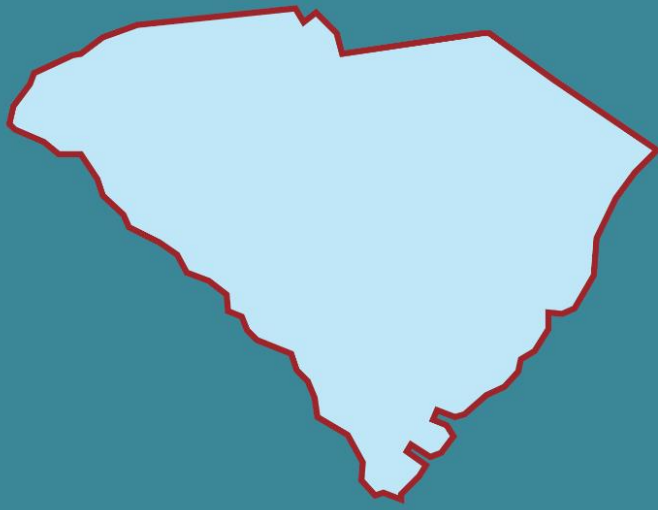
Source: Bureau of Labor Statistics, Consumer Price Index  
Find your personal rate at [myinflation.com](https://myinflation.com)

heritage.org



Learn more at [MyInflation.com](https://MyInflation.com)

heritage.org



# SOUTH CAROLINA – DISTRICT 2

Typical Household

Annual Expenses \$87,540

# \$1,442

## MONTHLY COST OF LIVING INCREASE\*

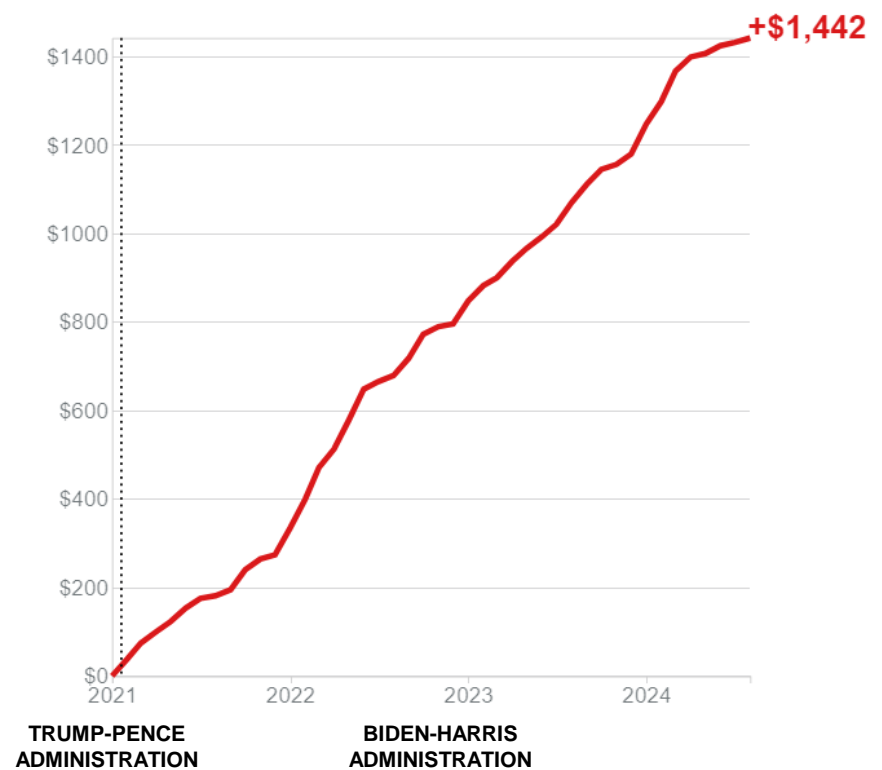
\*Since January 2021

### Increased Annual Expenses

- ↑ \$17,304 (24.6%) Total Expenses
- ↑ \$6,480 (27.6%) for Rent/Mortgage
- ↑ \$1,176 (18.7%) for Groceries
- ↑ \$840 (44.3%) for Gasoline

**When the government spends more, you pay.**

Change in My Monthly Expenses



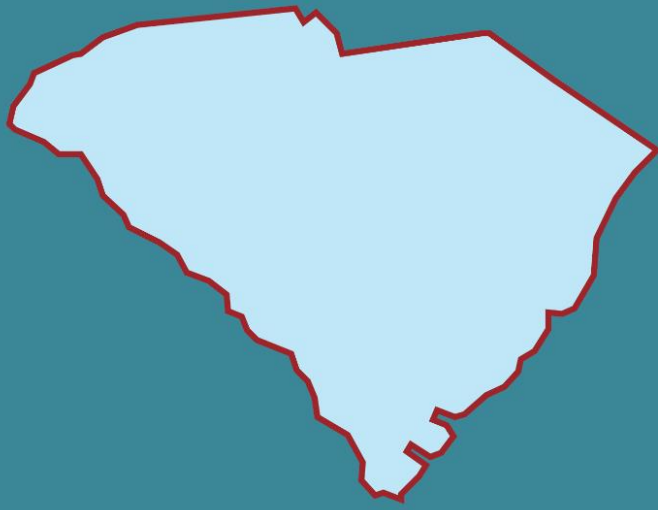
Source: Bureau of Labor Statistics, Consumer Price Index  
Find your personal rate at [myinflation.com](https://myinflation.com)

heritage.org



Learn more at [MyInflation.com](https://MyInflation.com)

heritage.org



# SOUTH CAROLINA – DISTRICT 3

Typical Household

Annual Expenses \$82,200

# \$1,355

## MONTHLY COST OF LIVING INCREASE\*

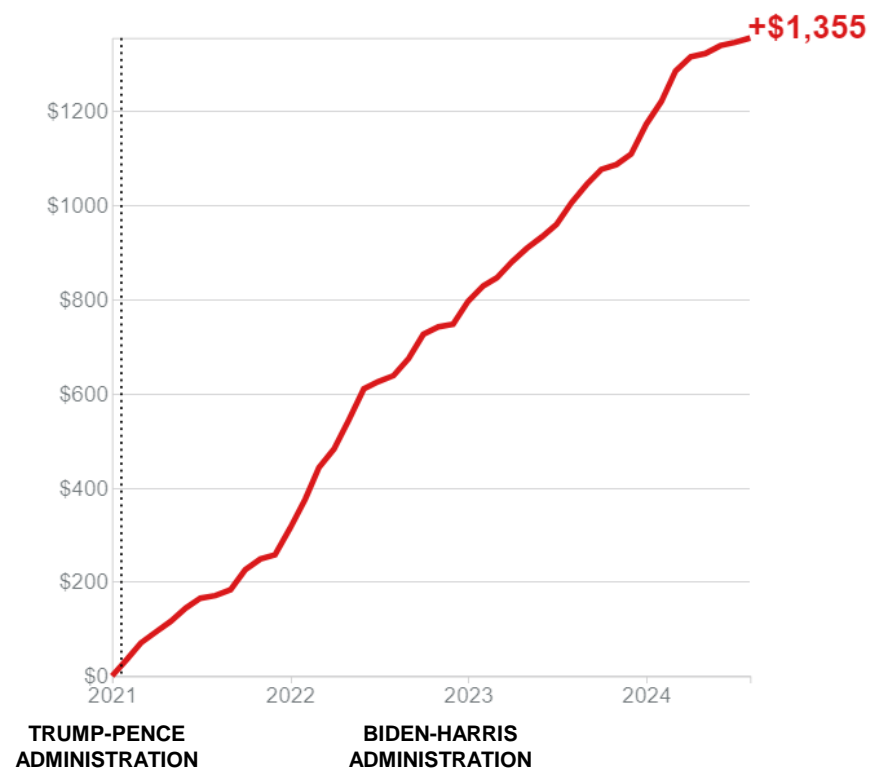
\*Since January 2021

### Increased Annual Expenses

- ↑ \$16,260 (24.7%) Total Expenses
- ↑ \$6,096 (27.6%) for Rent/Mortgage
- ↑ \$1,104 (18.7%) for Groceries
- ↑ \$648 (44.3%) for Gasoline

**When the government spends more, you pay.**

Change in My Monthly Expenses



Source: Bureau of Labor Statistics, Consumer Price Index  
Find your personal rate at [myinflation.com](https://myinflation.com)

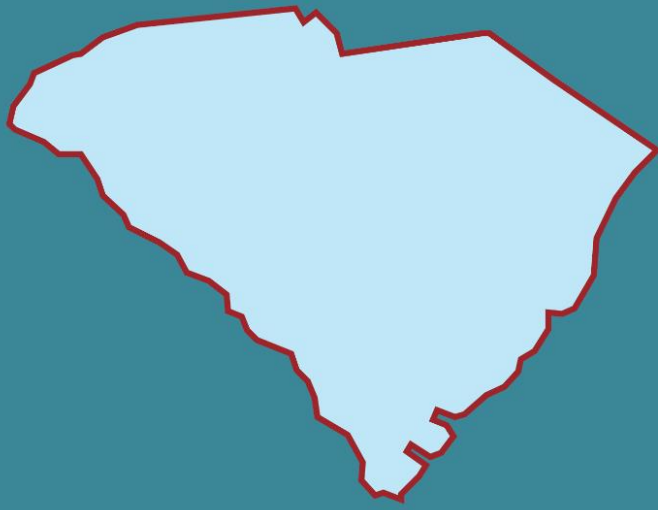
heritage.org



Learn more at [MyInflation.com](https://MyInflation.com)

heritage.org





# SOUTH CAROLINA – DISTRICT 4

Typical Household

Annual Expenses \$87,960

# \$1,450

## MONTHLY COST OF LIVING INCREASE\*

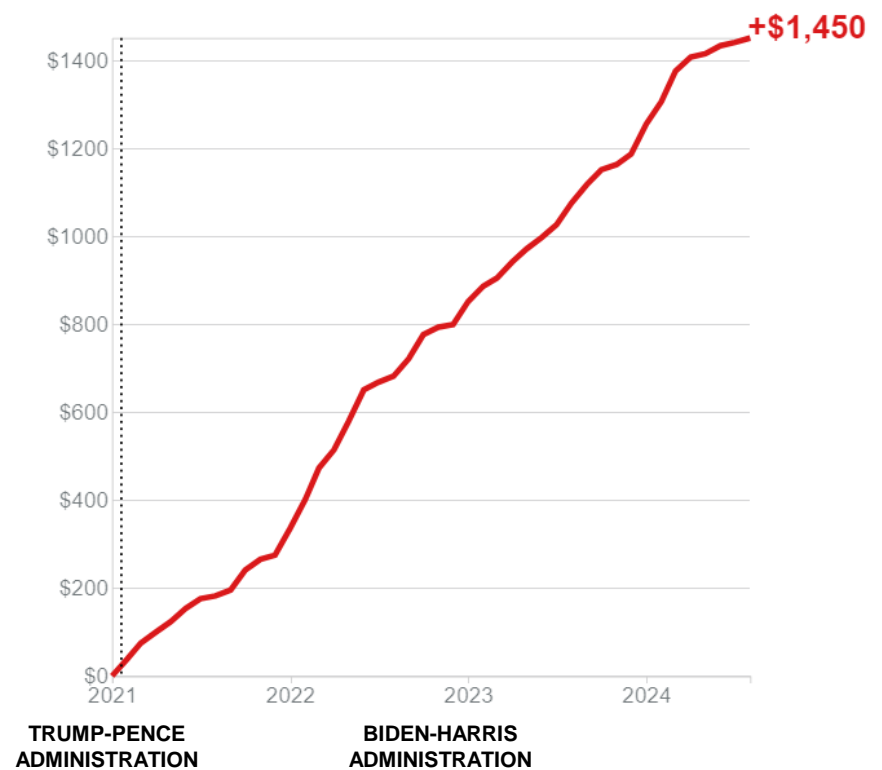
\*Since January 2021

### Increased Annual Expenses

- ↑ \$17,400 (24.7%) Total Expenses
- ↑ \$6,504 (27.6%) for Rent/Mortgage
- ↑ \$1,176 (18.7%) for Groceries
- ↑ \$684 (44.3%) for Gasoline

**When the government spends more, you pay.**

Change in My Monthly Expenses



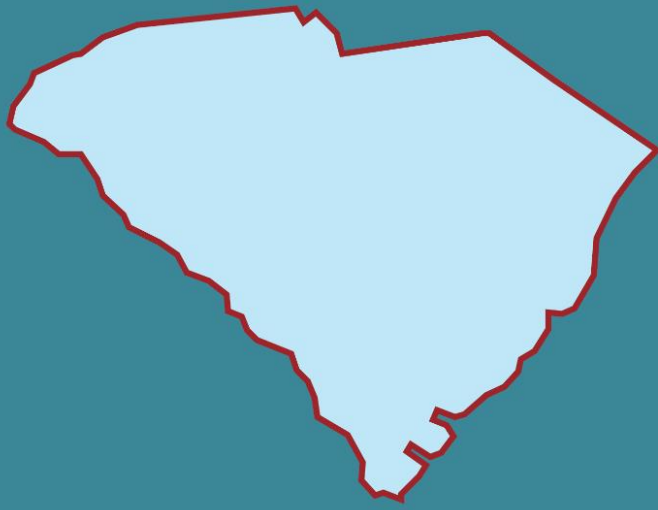
Source: Bureau of Labor Statistics, Consumer Price Index  
Find your personal rate at [myinflation.com](https://myinflation.com)

heritage.org



Learn more at [MyInflation.com](https://myinflation.com)

heritage.org



# SOUTH CAROLINA – DISTRICT 5

Typical Household

Annual Expenses \$86,460

# \$1,423

## MONTHLY COST OF LIVING INCREASE\*

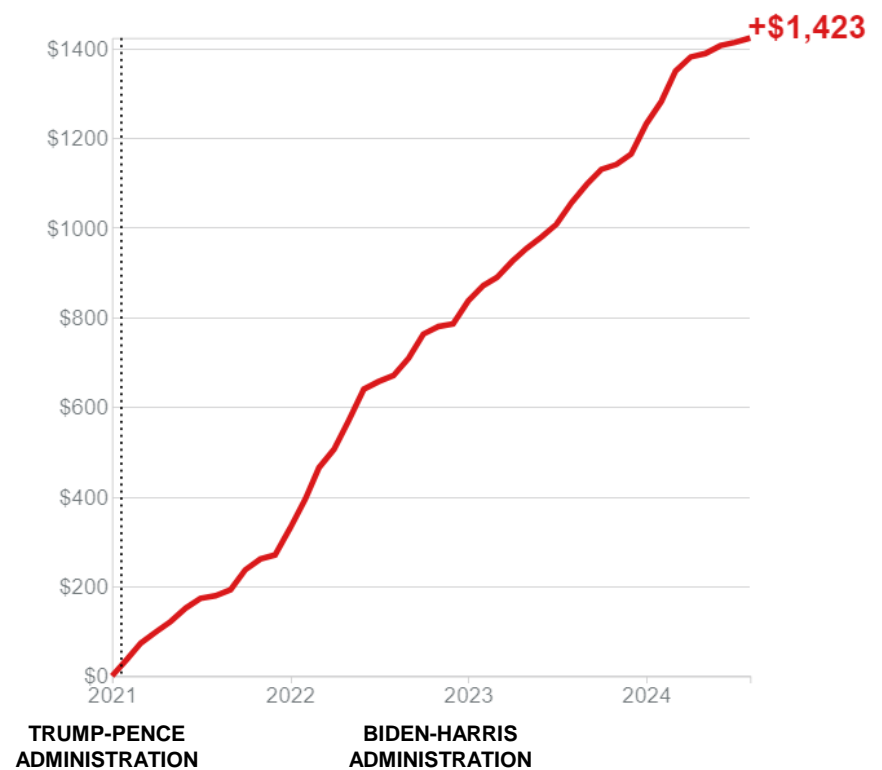
\*Since January 2021

### Increased Annual Expenses

- ↑ \$17,076 (24.6%) Total Expenses
- ↑ \$6,408 (27.6%) for Rent/Mortgage
- ↑ \$1,152 (18.7%) for Groceries
- ↑ \$660 (44.3%) for Gasoline

**When the government spends more, you pay.**

Change in My Monthly Expenses



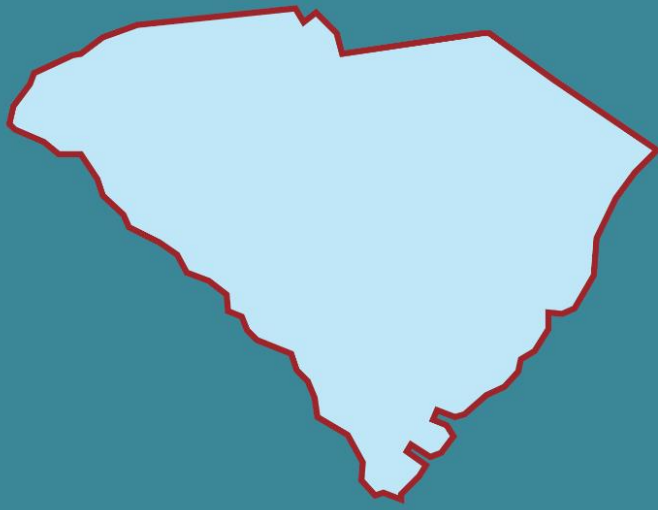
Source: Bureau of Labor Statistics, Consumer Price Index  
Find your personal rate at [myinflation.com](https://myinflation.com)

heritage.org



Learn more at [MyInflation.com](https://MyInflation.com)

heritage.org



# SOUTH CAROLINA – DISTRICT 6

Typical Household

Annual Expenses \$81,180

# \$1,337

## MONTHLY COST OF LIVING INCREASE\*

\*Since January 2021

### Increased Annual Expenses

↑ \$16,044 (24.6%) Total Expenses

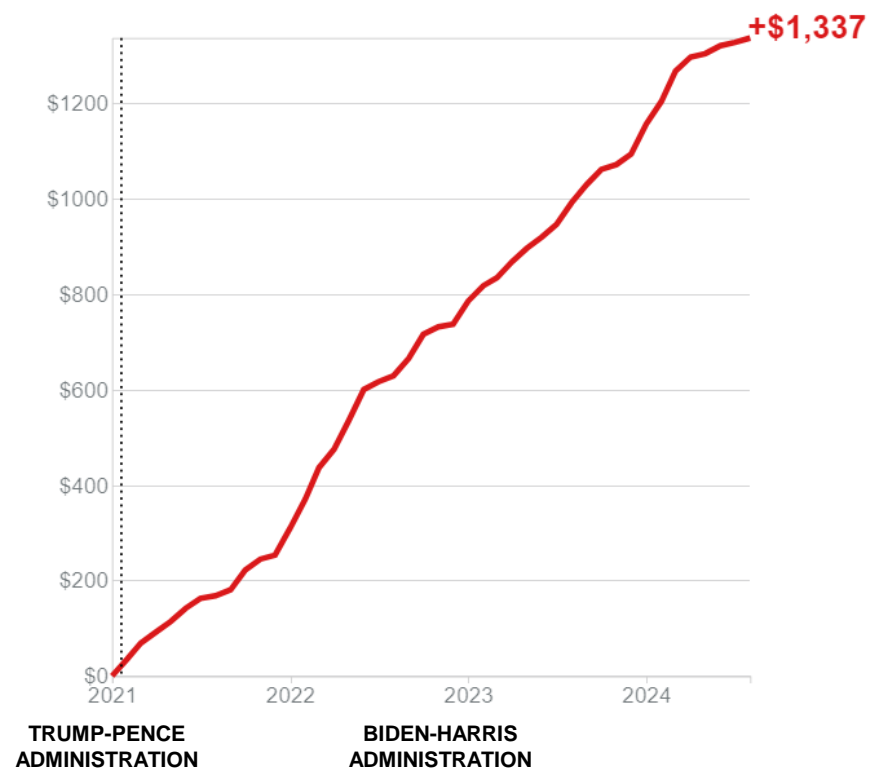
↑ \$6,000 (27.6%) for Rent/Mortgage

↑ \$1,092 (18.7%) for Groceries

↑ \$624 (44.3%) for Gasoline

**When the government spends more, you pay.**

Change in My Monthly Expenses



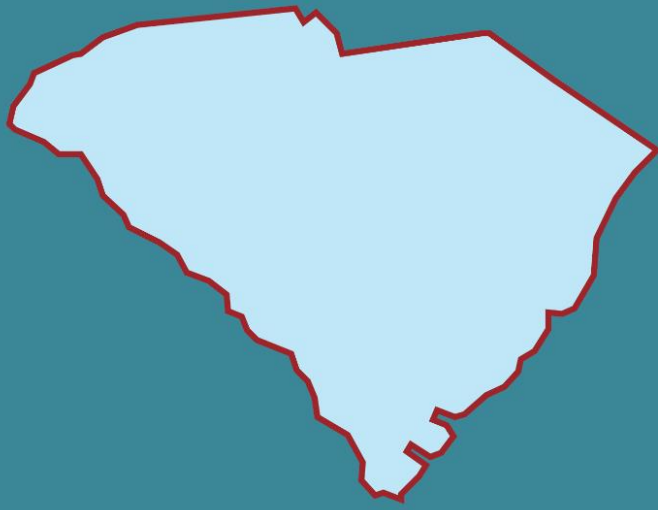
Source: Bureau of Labor Statistics, Consumer Price Index  
Find your personal rate at [myinflation.com](https://myinflation.com)

heritage.org



Learn more at [MyInflation.com](https://MyInflation.com)

heritage.org



# SOUTH CAROLINA – DISTRICT 7

Typical Household

Annual Expenses \$81,600

# \$1,346

## MONTHLY COST OF LIVING INCREASE\*

\*Since January 2021

### Increased Annual Expenses

↑ \$16,152 (24.7%) Total Expenses

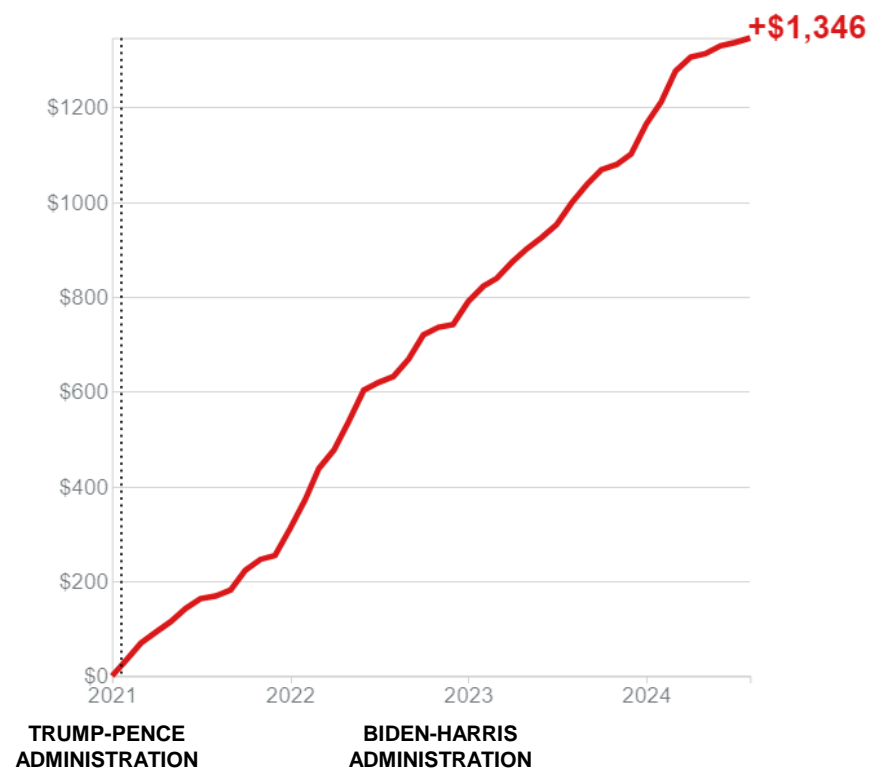
↑ \$6,036 (27.6%) for Rent/Mortgage

↑ \$1,092 (18.7%) for Groceries

↑ \$624 (44.3%) for Gasoline

**When the government spends more, you pay.**

Change in My Monthly Expenses



Source: Bureau of Labor Statistics, Consumer Price Index  
Find your personal rate at [myinflation.com](https://myinflation.com)

heritage.org



Learn more at [MyInflation.com](https://MyInflation.com)

heritage.org