

UTAH – STATE

Typical Household

Annual Expenses \$92,820

\$1,541

MONTHLY COST OF LIVING INCREASE*

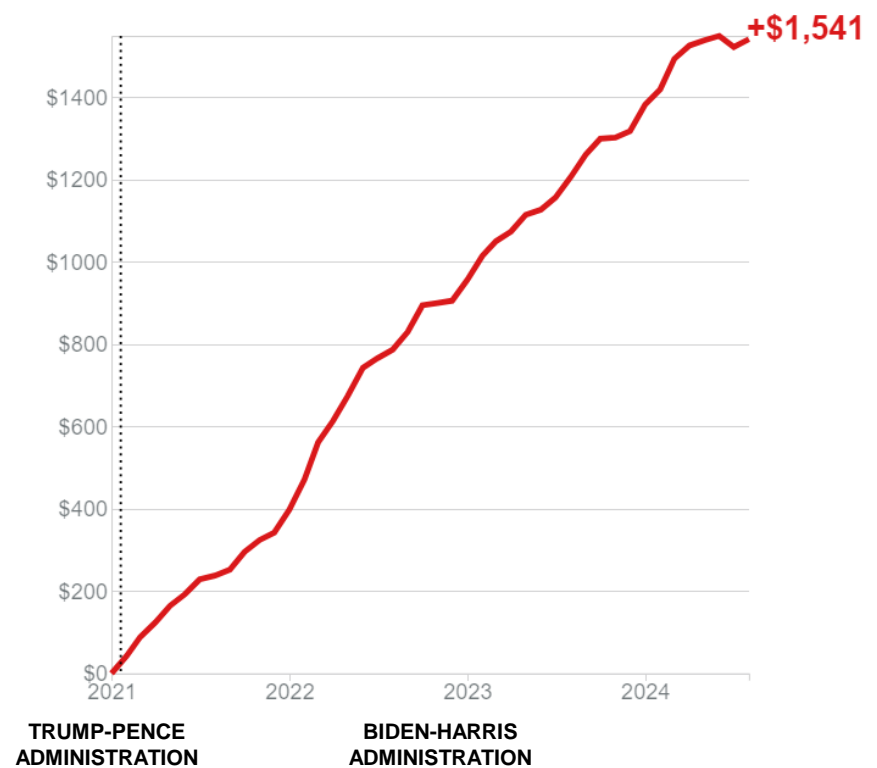
*Since January 2021

Increased Annual Expenses

- ↑ \$18,492 (24.9%) Total Expenses
- ↑ \$6,936 (27.9%) for Rent/Mortgage
- ↑ \$1,332 (20.5%) for Groceries
- ↑ \$780 (50.4%) for Gasoline

When the government spends more, you pay.

Change in My Monthly Expenses



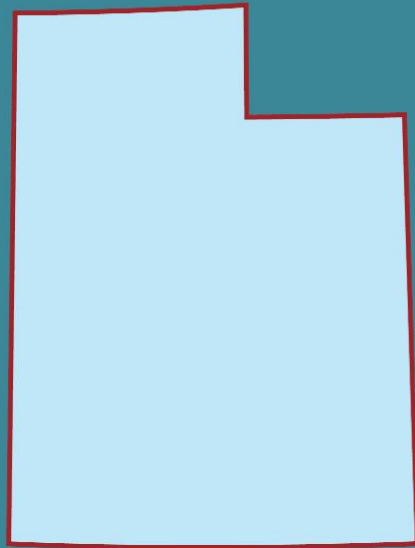
Source: Bureau of Labor Statistics, Consumer Price Index
Find your personal rate at myinflation.com

heritage.org



Learn more at [MyInflation.com](https://myinflation.com)

heritage.org



UTAH – DISTRICT 1

Typical Household

Annual Expenses \$93,180

\$1,549

MONTHLY COST OF LIVING INCREASE*

*Since January 2021

Increased Annual Expenses

↑ \$18,588 (24.9%) Total Expenses

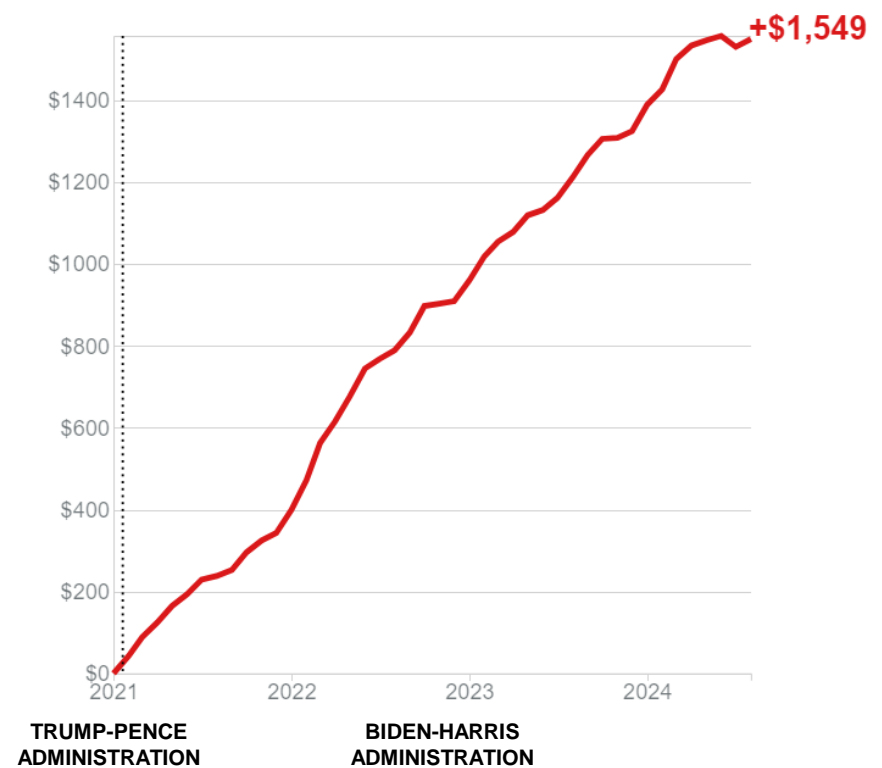
↑ \$6,948 (27.9%) for Rent/Mortgage

↑ \$1,344 (20.5%) for Groceries

↑ \$780 (50.4%) for Gasoline

When the government spends more, you pay.

Change in My Monthly Expenses



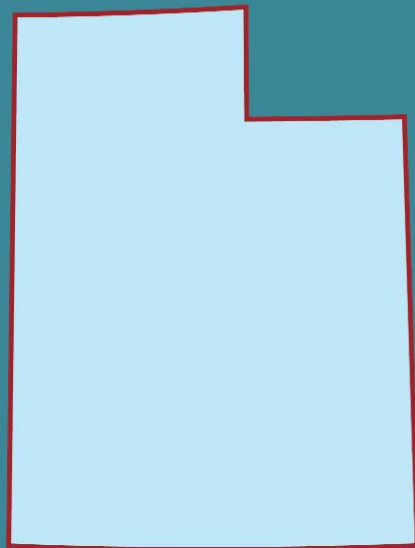
Source: Bureau of Labor Statistics, Consumer Price Index
Find your personal rate at myinflation.com

heritage.org



Learn more at MyInflation.com

heritage.org



UTAH – DISTRICT 2

Typical Household

Annual Expenses
\$89,880

\$1,494

MONTHLY COST OF LIVING INCREASE*

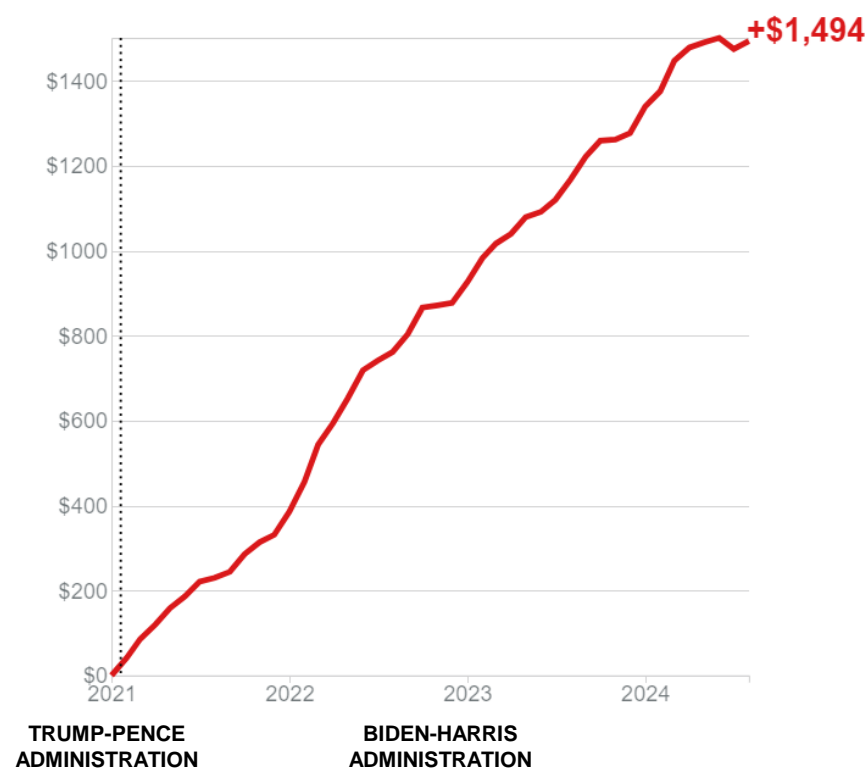
*Since January 2021

Increased Annual Expenses

- ↑ \$17,928 (24.9%) Total Expenses
- ↑ \$6,732 (27.9%) for Rent/Mortgage
- ↑ \$1,296 (20.5%) for Groceries
- ↑ \$768 (50.4%) for Gasoline

When the government spends more, you pay.

Change in My Monthly Expenses



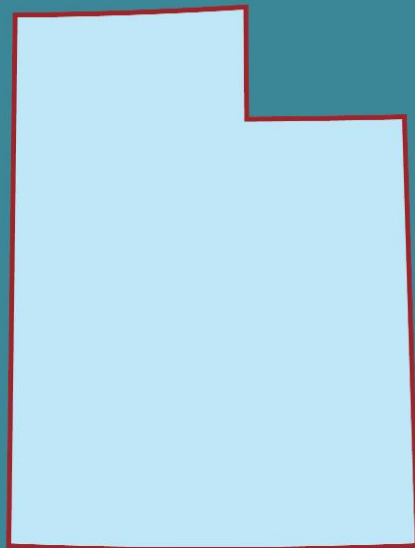
Source: Bureau of Labor Statistics, Consumer Price Index
Find your personal rate at myinflation.com

heritage.org



Learn more at
[MyInflation.com](https://myinflation.com)

heritage.org



UTAH – DISTRICT 3

Typical Household

Annual Expenses
\$94,620

\$1,573

MONTHLY COST OF LIVING INCREASE*

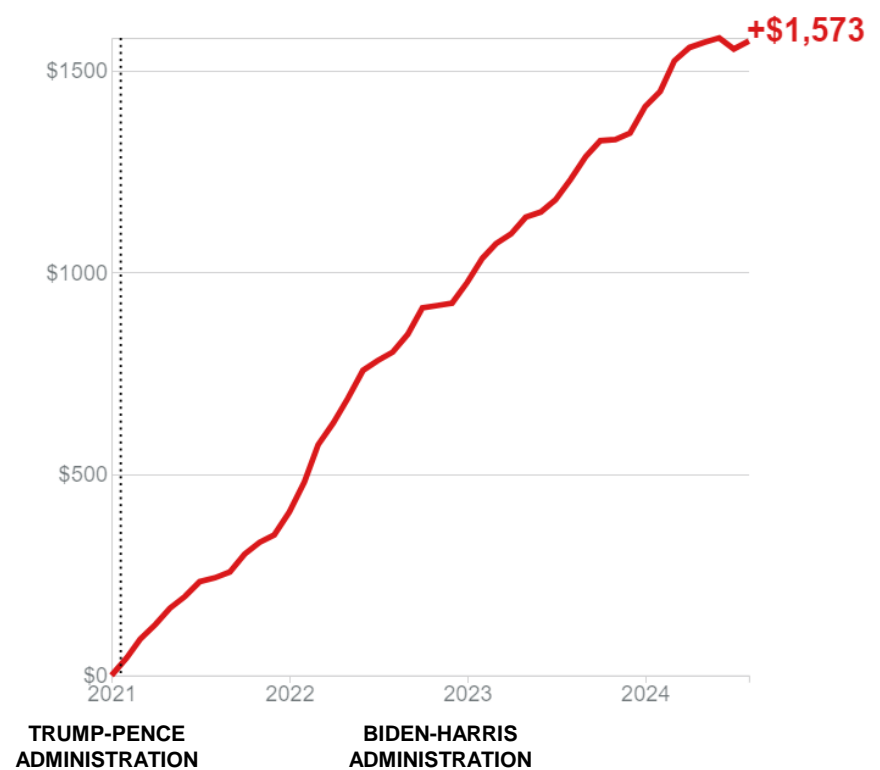
*Since January 2021

Increased Annual Expenses

- ↑ \$18,876 (24.9%) Total Expenses
- ↑ \$7,068 (27.9%) for Rent/Mortgage
- ↑ \$1,368 (20.5%) for Groceries
- ↑ \$804 (50.4%) for Gasoline

When the government spends more, you pay.

Change in My Monthly Expenses



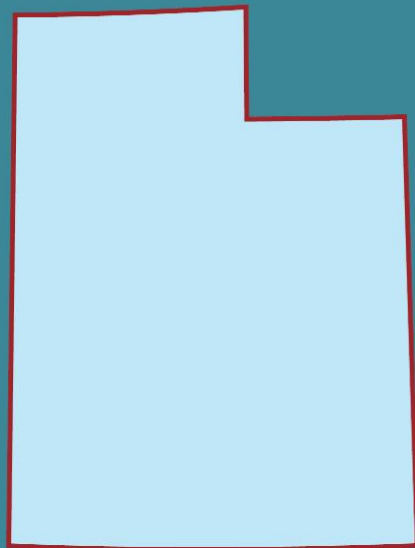
Source: Bureau of Labor Statistics, Consumer Price Index
Find your personal rate at myinflation.com

heritage.org



Learn more at
[MyInflation.com](https://myinflation.com)

heritage.org



UTAH – DISTRICT 4

Typical Household

Annual Expenses
\$93,720

\$1,557

MONTHLY COST OF LIVING INCREASE*

*Since January 2021

Increased Annual Expenses

↑ \$18,684 (24.9%) Total Expenses

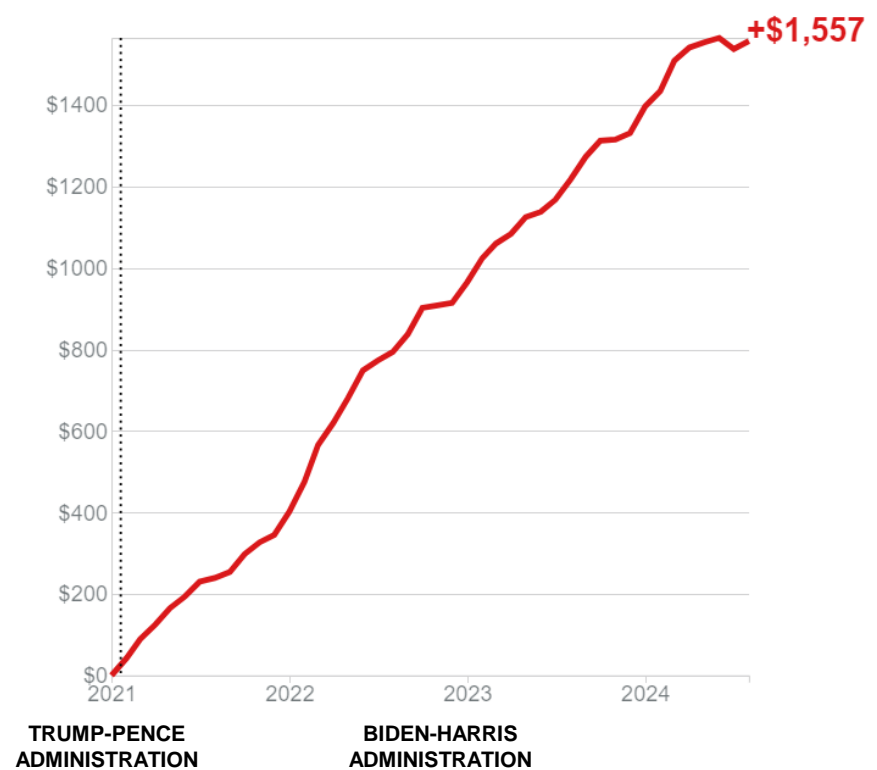
↑ \$6,996 (27.9%) for Rent/Mortgage

↑ \$1,356 (20.5%) for Groceries

↑ \$780 (50.4%) for Gasoline

When the government spends more, you pay.

Change in My Monthly Expenses



Source: Bureau of Labor Statistics, Consumer Price Index
Find your personal rate at myinflation.com

heritage.org



Learn more at
[MyInflation.com](https://myinflation.com)

heritage.org