

VIRGINIA – STATE

Typical Household

Annual Expenses \$90,720

\$1,496

MONTHLY COST OF LIVING INCREASE*

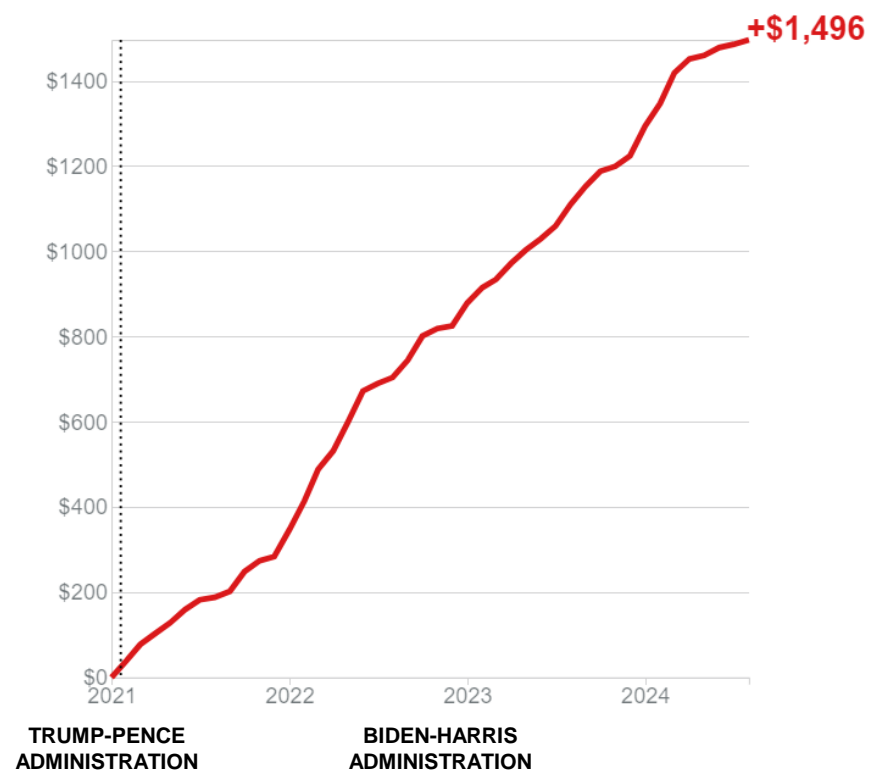
*Since January 2021

Increased Annual Expenses

- ↑ \$17,952 (24.7%) Total Expenses
- ↑ \$6,720 (27.6%) for Rent/Mortgage
- ↑ \$1,212 (18.7%) for Groceries
- ↑ \$696 (44.3%) for Gasoline

When the government spends more, you pay.

Change in My Monthly Expenses



Source: Bureau of Labor Statistics, Consumer Price Index
Find your personal rate at myinflation.com

heritage.org



Learn more at MyInflation.com

heritage.org

VIRGINIA – DISTRICT 1

Typical Household

Annual Expenses
\$95,040

\$1,565

MONTHLY COST OF LIVING INCREASE*

*Since January 2021

Increased Annual Expenses

↑ \$18,780 (24.6%) Total Expenses

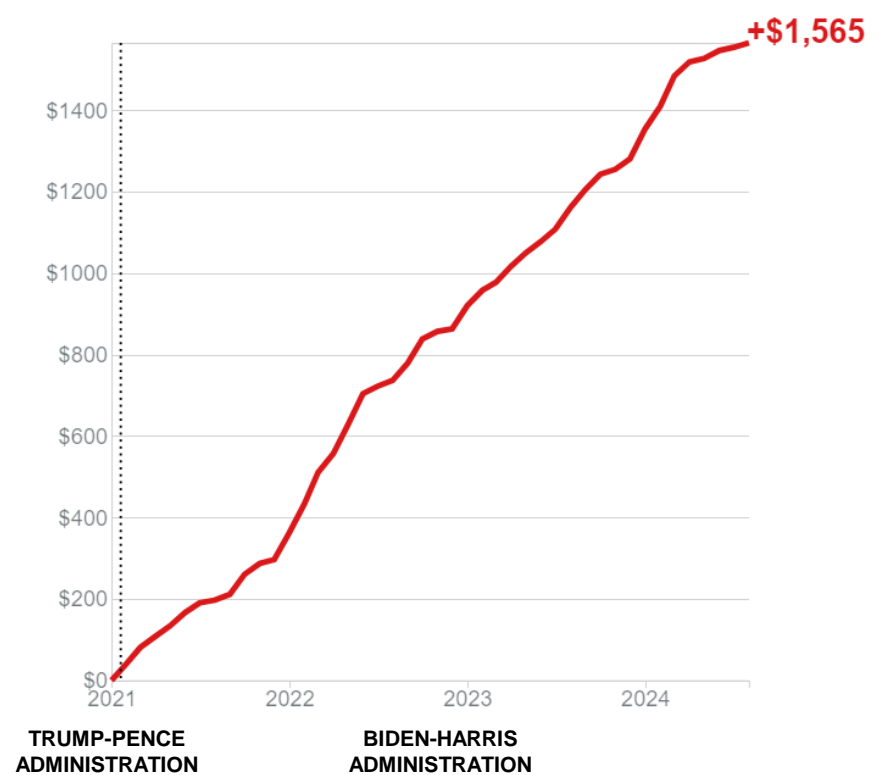
↑ \$7,044 (27.6%) for Rent/Mortgage

↑ \$1,272 (18.7%) for Groceries

↑ \$732 (44.3%) for Gasoline

When the government spends more, you pay.

Change in My Monthly Expenses



Source: Bureau of Labor Statistics, Consumer Price Index
Find your personal rate at myinflation.com

heritage.org



Learn more at
MyInflation.com

 heritage.org

VIRGINIA – DISTRICT 2

Typical Household

Annual Expenses
\$92,520

\$1,524

MONTHLY COST OF LIVING INCREASE*

*Since January 2021

Increased Annual Expenses

↑ \$18,288 (24.6%) Total Expenses

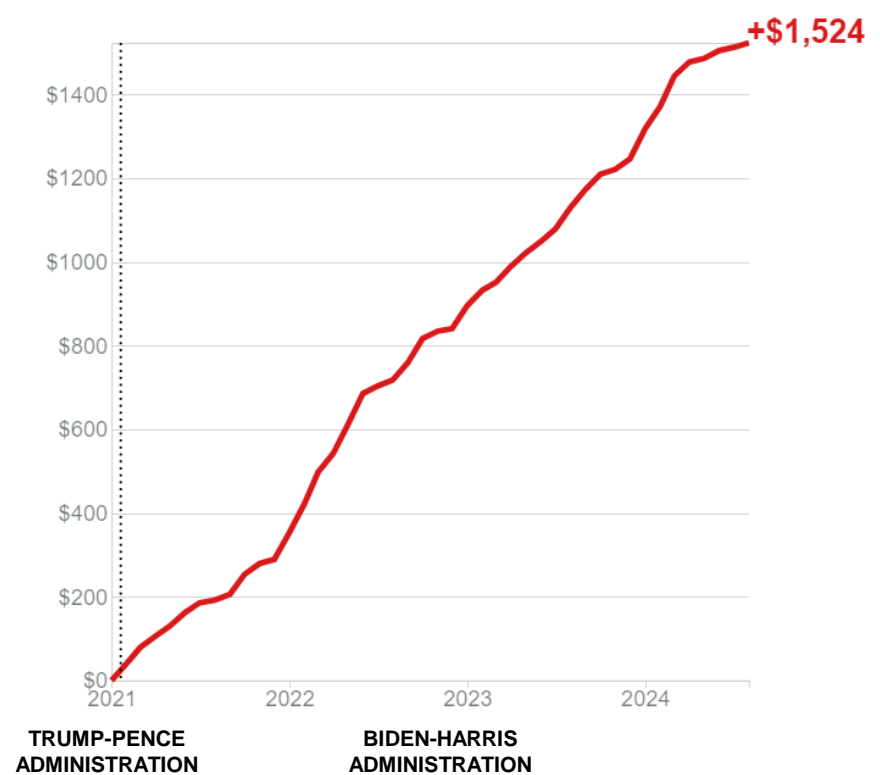
↑ \$6,864 (27.6%) for Rent/Mortgage

↑ \$1,236 (18.7%) for Groceries

↑ \$720 (24.6%) for Gasoline

When the government spends more, you pay.

Change in My Monthly Expenses



Source: Bureau of Labor Statistics, Consumer Price Index
Find your personal rate at myinflation.com

heritage.org



Learn more at
[MyInflation.com](https://myinflation.com)

heritage.org

VIRGINIA – DISTRICT 3

Typical Household

Annual Expenses
\$83,640

\$1,378

MONTHLY COST OF LIVING INCREASE*

*Since January 2021

Increased Annual Expenses

↑ \$16,536 (24.6%) Total Expenses

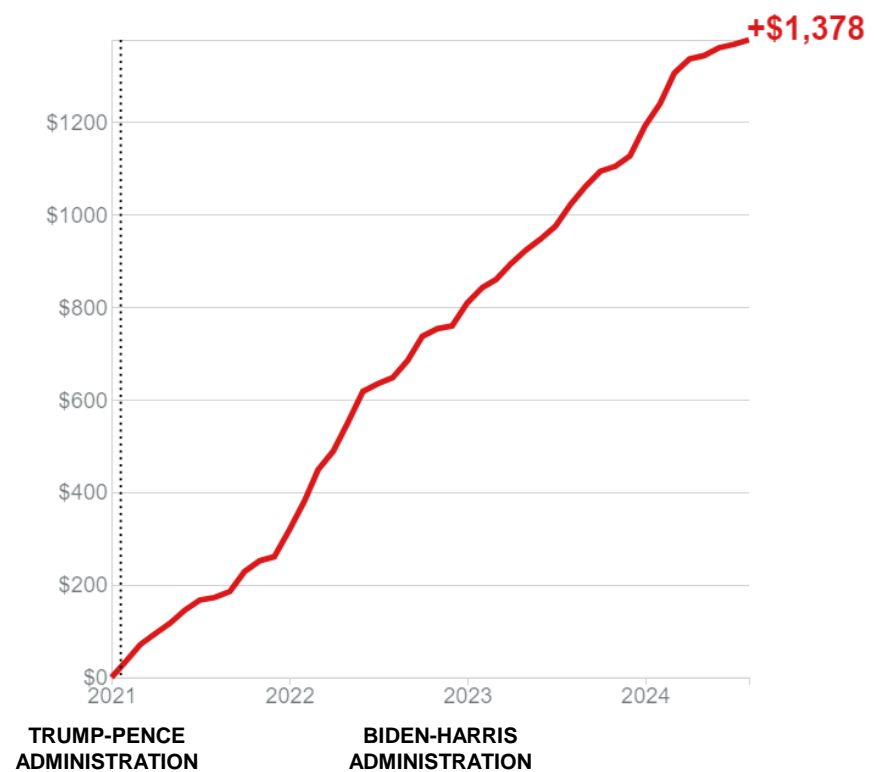
↑ \$6,192 (27.6%) for Rent/Mortgage

↑ \$1,116 (18.7%) for Groceries

↑ \$648 (44.3%) for Gasoline

When the government spends more, you pay.

Change in My Monthly Expenses



Source: Bureau of Labor Statistics, Consumer Price Index
Find your personal rate at myinflation.com

heritage.org



Learn more at
[MyInflation.com](https://myinflation.com)

heritage.org

VIRGINIA – DISTRICT 4

Typical Household

Annual Expenses
\$87,300

\$1,438

MONTHLY COST OF LIVING INCREASE*

*Since January 2021

Increased Annual Expenses

↑ \$17,256 (24.6%) Total Expenses

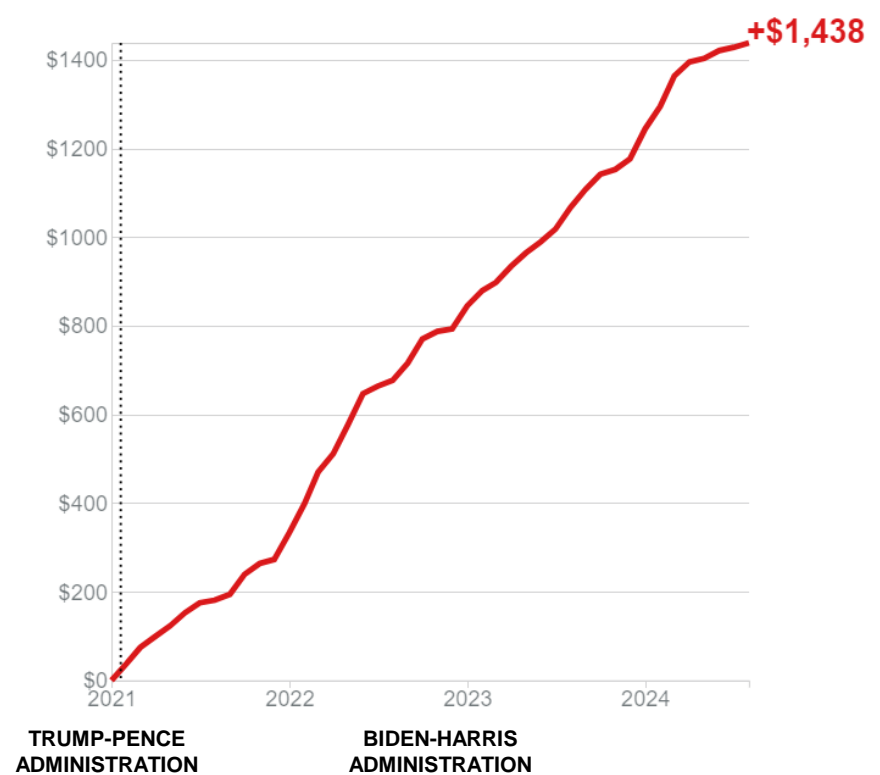
↑ \$6,456 (27.6%) for Rent/Mortgage

↑ \$1,164 (18.7%) for Groceries

↑ \$684 (44.3%) for Gasoline

When the government spends more, you pay.

Change in My Monthly Expenses



Source: Bureau of Labor Statistics, Consumer Price Index
Find your personal rate at myinflation.com

heritage.org



Learn more at
[MyInflation.com](https://myinflation.com)

heritage.org

VIRGINIA – DISTRICT 5

Typical Household

Annual Expenses
\$88,440

\$1,458

MONTHLY COST OF LIVING INCREASE*

*Since January 2021

Increased Annual Expenses

↑ \$17,496 (24.7%) Total Expenses

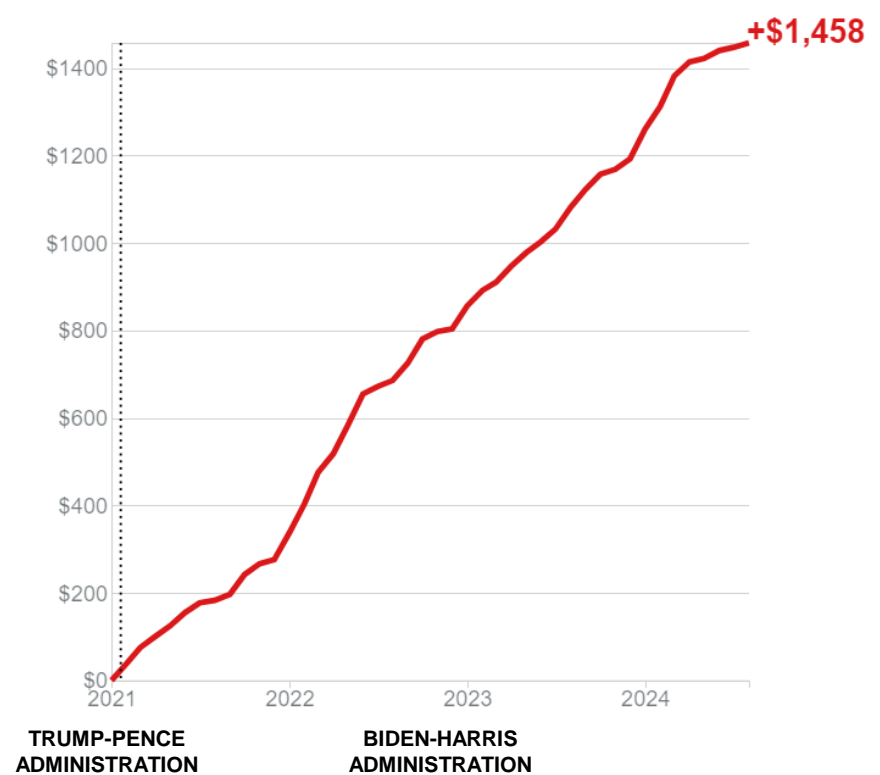
↑ \$6,552 (27.6%) for Rent/Mortgage

↑ \$1,188 (18.7%) for Groceries

↑ \$684 (44.3%) for Gasoline

When the government spends more, you pay.

Change in My Monthly Expenses



Source: Bureau of Labor Statistics, Consumer Price Index
Find your personal rate at myinflation.com

heritage.org



Learn more at
[MyInflation.com](https://myinflation.com)

heritage.org

VIRGINIA – DISTRICT 6

Typical Household

Annual Expenses
\$85,800

\$1,414

MONTHLY COST OF LIVING INCREASE*

*Since January 2021

Increased Annual Expenses

↑ \$16,968 (24.6%) Total Expenses

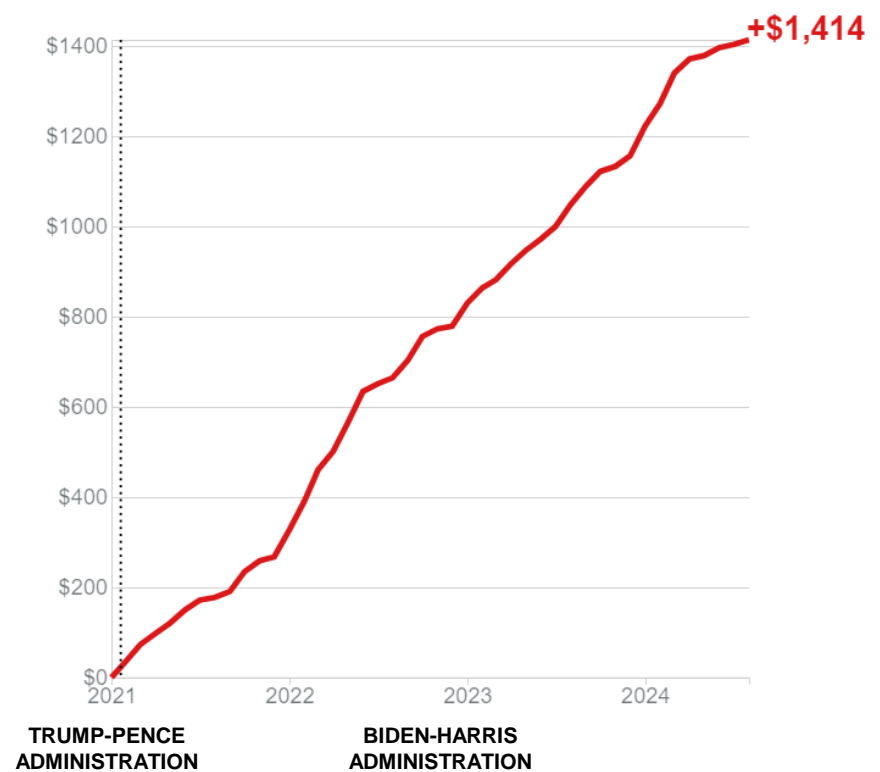
↑ \$6,348 (27.6%) for Rent/Mortgage

↑ \$1,140 (18.7%) for Groceries

↑ \$660 (44.3%) for Gasoline

When the government spends more, you pay.

Change in My Monthly Expenses



Source: Bureau of Labor Statistics, Consumer Price Index
Find your personal rate at myinflation.com

heritage.org



Learn more at
[MyInflation.com](https://myinflation.com)

heritage.org

VIRGINIA – DISTRICT 7

Typical Household

Annual Expenses
\$95,520

\$1,576

MONTHLY COST OF LIVING INCREASE*

*Since January 2021

Increased Annual Expenses

↑ \$18,912 (24.7%) Total Expenses

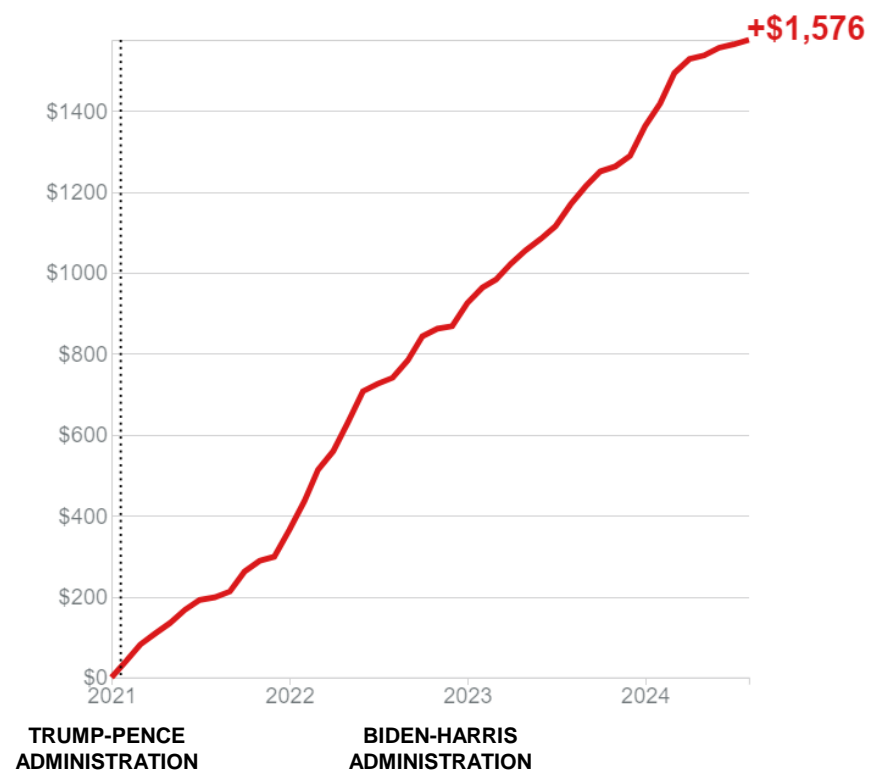
↑ \$7,068 (27.6%) for Rent/Mortgage

↑ \$1,284 (18.7%) for Groceries

↑ \$732 (44.3%) for Gasoline

When the government spends more, you pay.

Change in My Monthly Expenses



Source: Bureau of Labor Statistics, Consumer Price Index
Find your personal rate at myinflation.com

heritage.org



Learn more at
MyInflation.com

 heritage.org

VIRGINIA – DISTRICT 8

Typical Household

Annual Expenses
\$96,660

\$1,338

MONTHLY COST OF LIVING INCREASE*

*Since January 2021

Increased Annual Expenses

↑ \$16,056 (19.9%) Total Expenses

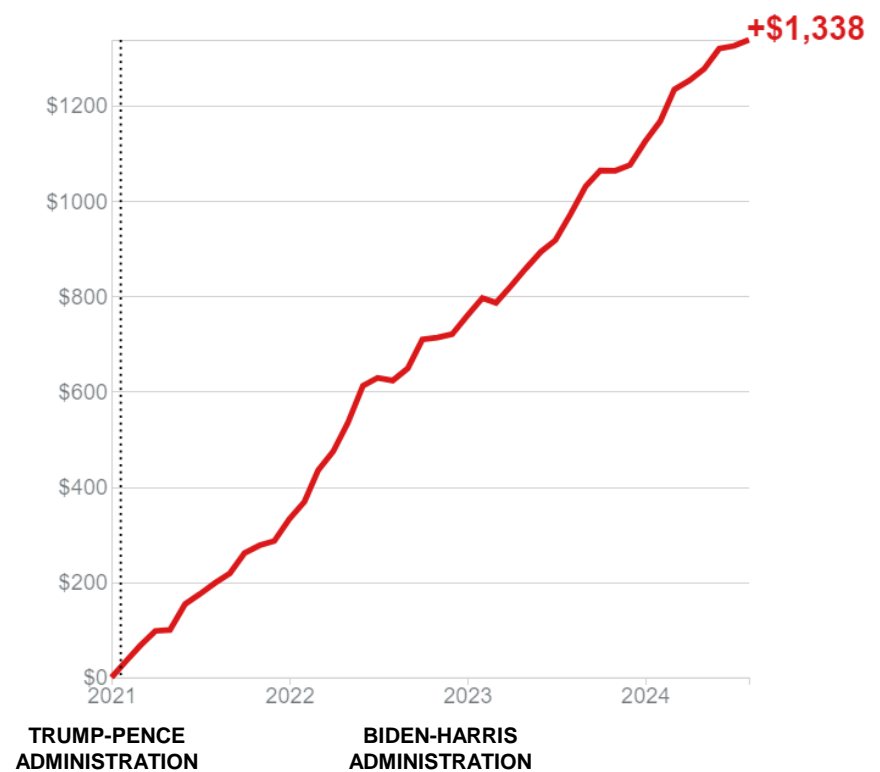
↑ \$4,368 (15.2%) for Rent/Mortgage

↑ \$1,236 (17.7%) for Groceries

↑ \$756 (44.8%) for Gasoline

When the government spends more, you pay.

Change in My Monthly Expenses



Source: Bureau of Labor Statistics, Consumer Price Index
Find your personal rate at myinflation.com

heritage.org



Learn more at
MyInflation.com

 heritage.org

VIRGINIA – DISTRICT 9

Typical Household

Annual Expenses
\$81,540

\$1,342

MONTHLY COST OF LIVING INCREASE*

*Since January 2021

Increased Annual Expenses

↑ \$16,104 (24.6%) Total Expenses

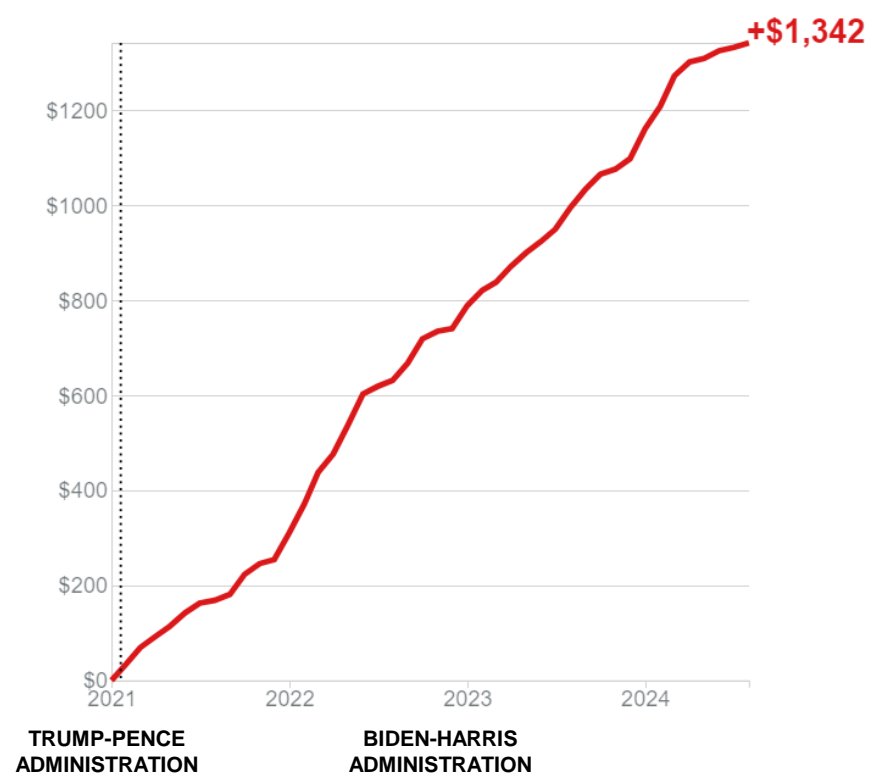
↑ \$6,036 (27.6%) for Rent/Mortgage

↑ \$1,092 (18.7%) for Groceries

↑ \$624 (44.3%) for Gasoline

When the government spends more, you pay.

Change in My Monthly Expenses



Source: Bureau of Labor Statistics, Consumer Price Index
Find your personal rate at myinflation.com

heritage.org



Learn more at
MyInflation.com

 heritage.org

VIRGINIA – DISTRICT 10

Typical Household

Annual Expenses
\$95,640

\$1,323

MONTHLY COST OF LIVING INCREASE*

*Since January 2021

Increased Annual Expenses

↑ \$15,876 (19.9%) Total Expenses

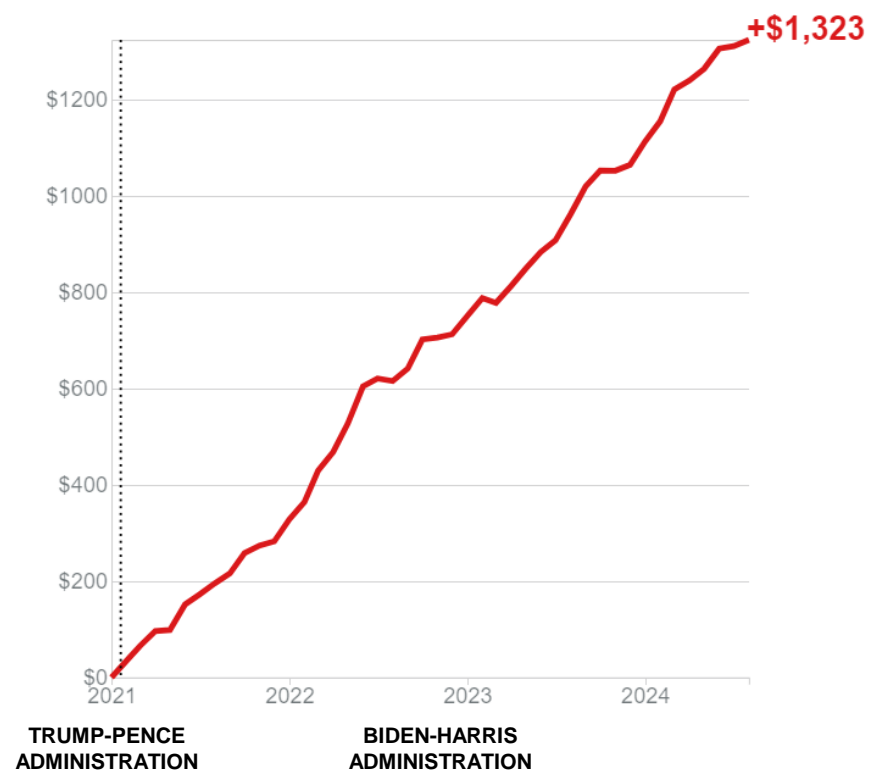
↑ \$4,320 (15.2%) for Rent/Mortgage

↑ \$1,212 (17.7%) for Groceries

↑ \$744 (44.8%) for Gasoline

When the government spends more, you pay.

Change in My Monthly Expenses



Source: Bureau of Labor Statistics, Consumer Price Index
Find your personal rate at myinflation.com

heritage.org



Learn more at
MyInflation.com

 heritage.org

VIRGINIA – DISTRICT 11

Typical Household

Annual Expenses
\$95,640

\$1,323

MONTHLY COST OF LIVING INCREASE*

*Since January 2021

Increased Annual Expenses

↑ \$15,876 (19.9%) Total Expenses

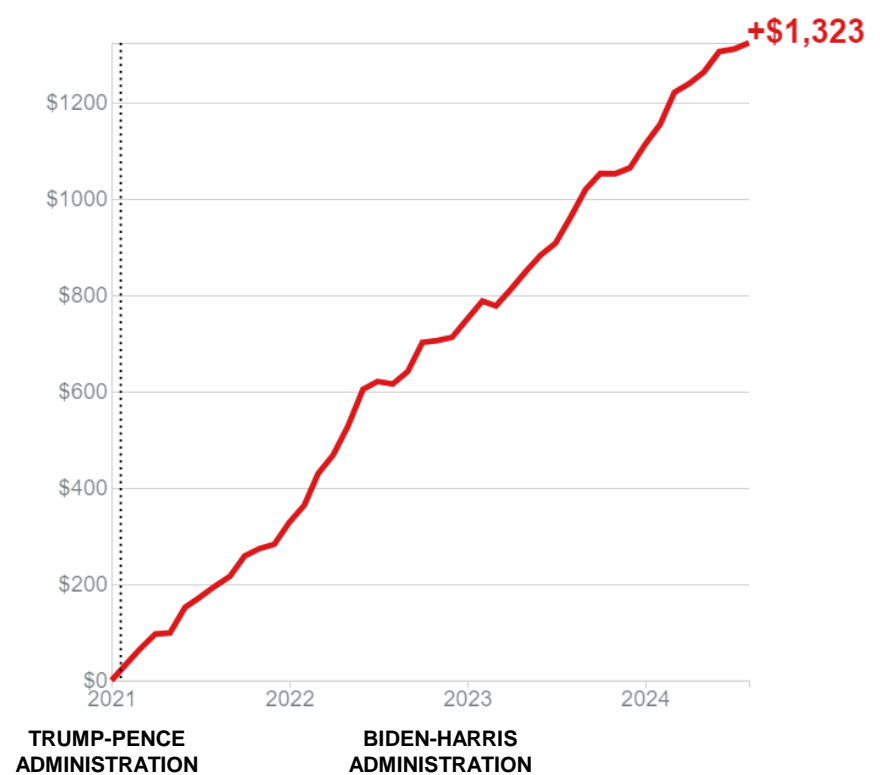
↑ \$4,320 (15.2%) for Rent/Mortgage

↑ \$1,212 (17.7%) for Groceries

↑ \$744 (44.8%) for Gasoline

When the government spends more, you pay.

Change in My Monthly Expenses



Source: Bureau of Labor Statistics, Consumer Price Index
Find your personal rate at myinflation.com

heritage.org



Learn more at
[MyInflation.com](https://myinflation.com)

 heritage.org