

# WISCONSIN - STATE

Typical Household

Annual Expenses \$87,660

# \$1,402

## MONTHLY COST OF LIVING INCREASE\*

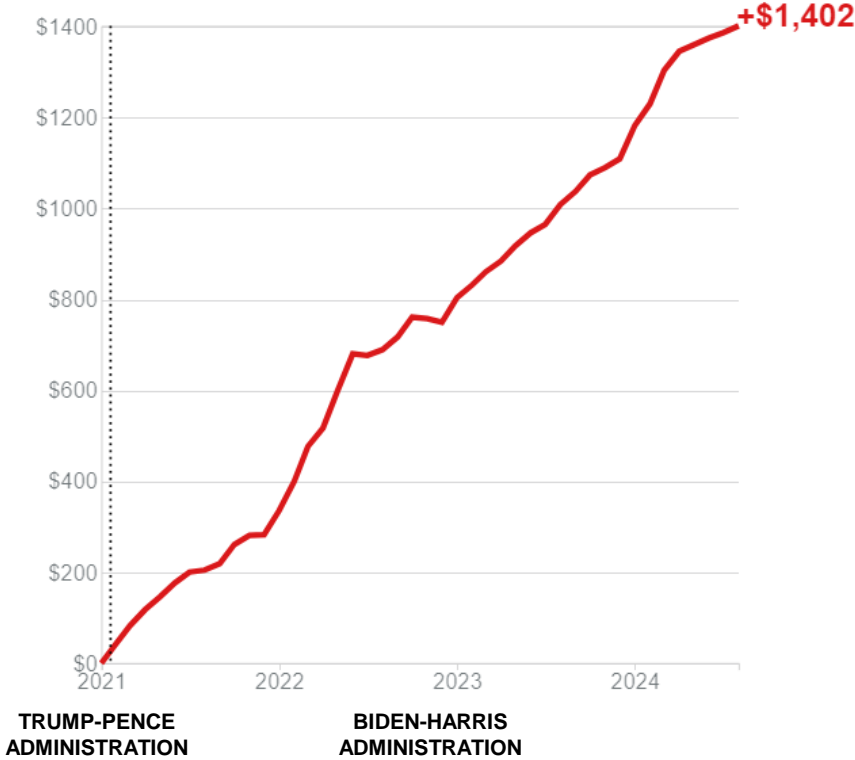
\*Since January 2021

### Increased Annual Expenses

- ↑ \$16,824 (23.8%) Total Expenses
- ↑ \$5,568 (22.8%) for Rent/Mortgage
- ↑ \$1,344 (22.0%) for Groceries
- ↑ \$756 (43.9%) for Gasoline

**When the government spends more, you pay.**

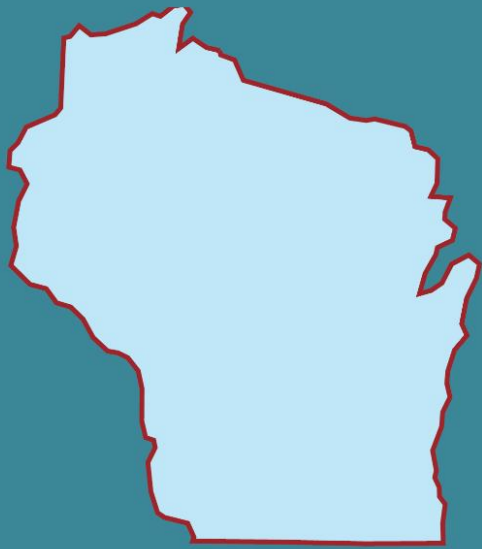
Change in My Monthly Expenses



Source: Bureau of Labor Statistics, Consumer Price Index  
Find your personal rate at [myinflation.com](https://myinflation.com)



Learn more at [MyInflation.com](https://MyInflation.com)



# WISCONSIN – DISTRICT 1

Typical Household

Annual Expenses \$87,840

# \$1,408

## MONTHLY COST OF LIVING INCREASE\*

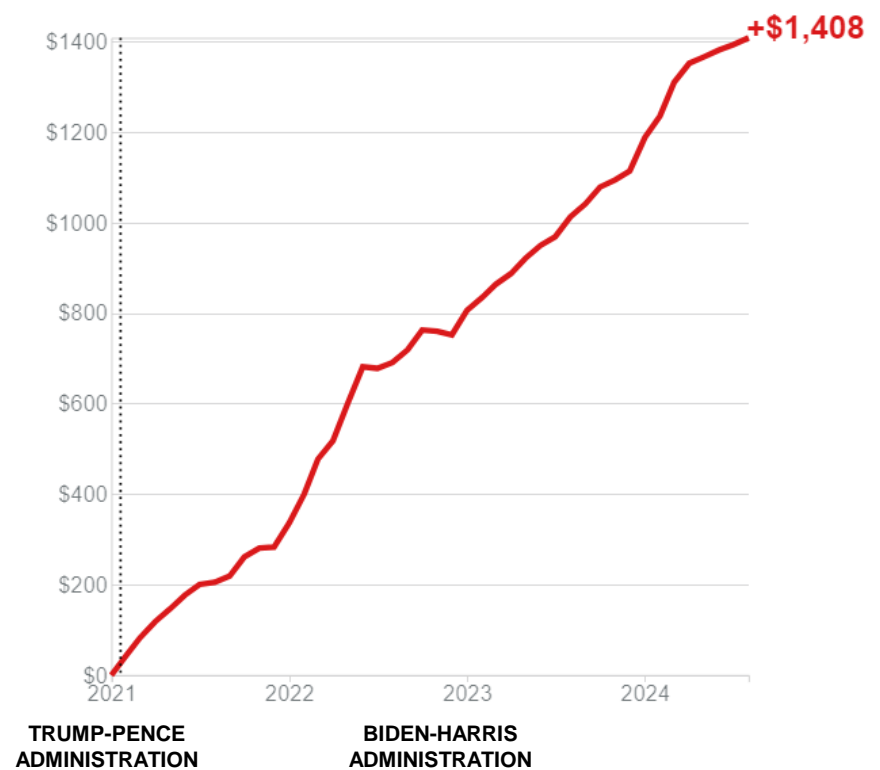
\*Since January 2021

### Increased Annual Expenses

- ↑ \$16,896 (23.8%) Total Expenses
- ↑ \$5,580 (22.8%) for Rent/Mortgage
- ↑ \$1,344 (22.0%) for Groceries
- ↑ \$756 (43.9%) for Gasoline

**When the government spends more, you pay.**

Change in My Monthly Expenses



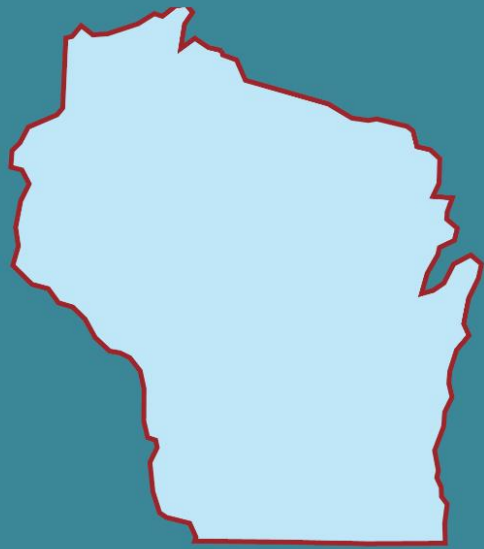
Source: Bureau of Labor Statistics, Consumer Price Index  
Find your personal rate at [myinflation.com](https://myinflation.com)

heritage.org



Learn more at [MyInflation.com](https://myinflation.com)

heritage.org



# WISCONSIN – DISTRICT 2

Typical Household

Annual Expenses \$91,020

# \$1,456

## MONTHLY COST OF LIVING INCREASE\*

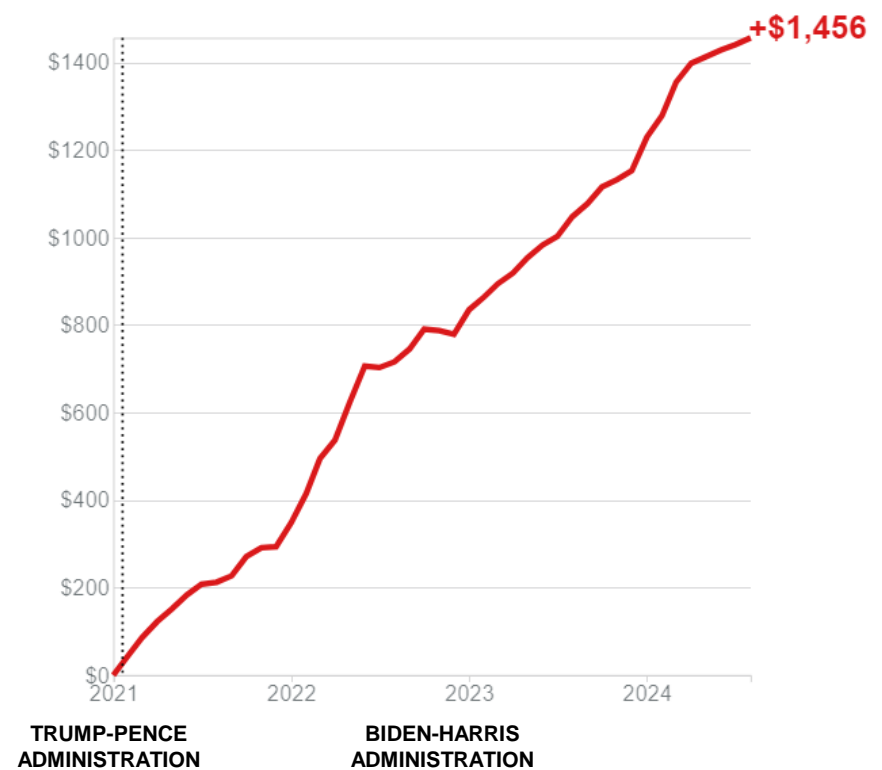
\*Since January 2021

### Increased Annual Expenses

- ↑ \$17,472 (23.8%) Total Expenses
- ↑ \$5,772 (22.8%) for Rent/Mortgage
- ↑ \$1,392 (22.0%) for Groceries
- ↑ \$780 (43.9%) for Gasoline

**When the government spends more, you pay.**

Change in My Monthly Expenses



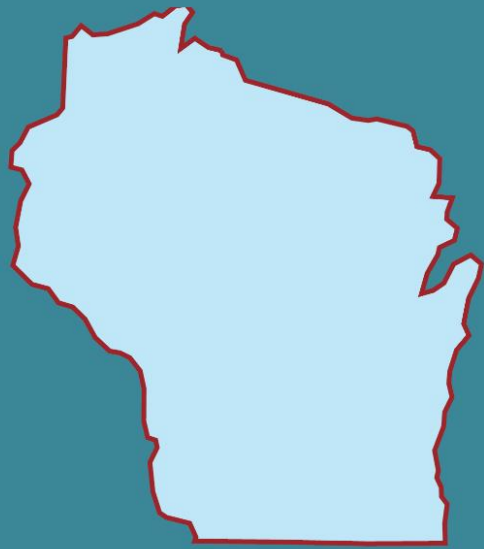
Source: Bureau of Labor Statistics, Consumer Price Index  
Find your personal rate at [myinflation.com](https://myinflation.com)

heritage.org



Learn more at [MyInflation.com](https://MyInflation.com)

heritage.org



# WISCONSIN – DISTRICT 3

Typical Household

Annual Expenses \$85,080

# \$1,360

## MONTHLY COST OF LIVING INCREASE\*

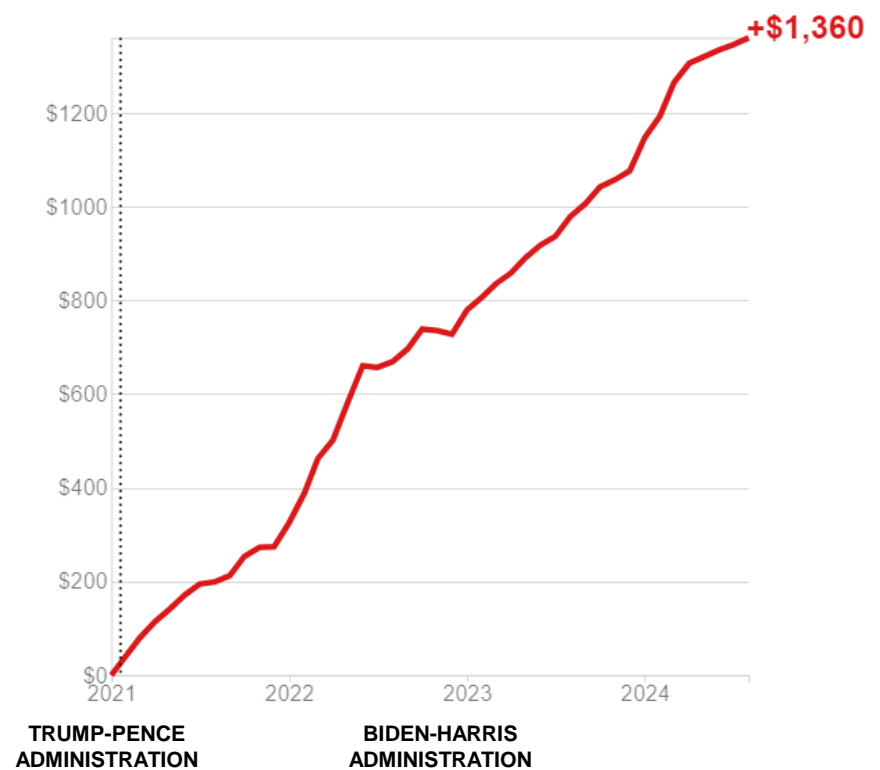
\*Since January 2021

### Increased Annual Expenses

- ↑ \$16,320 (23.7%) Total Expenses
- ↑ \$5,400 (22.8%) for Rent/Mortgage
- ↑ \$1,296 (22.0%) for Groceries
- ↑ \$732 (43.9%) for Gasoline

**When the government spends more, you pay.**

Change in My Monthly Expenses



Source: Bureau of Labor Statistics, Consumer Price Index  
Find your personal rate at [myinflation.com](https://myinflation.com)

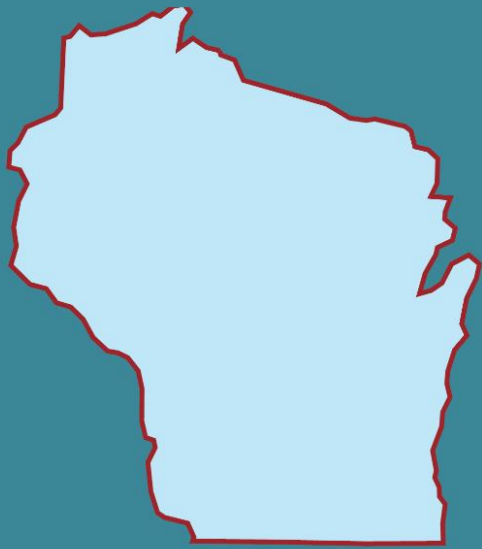
[heritage.org](https://heritage.org)



Learn more at [MyInflation.com](https://MyInflation.com)

heritage.org





# WISCONSIN – DISTRICT 4

Typical Household

Annual Expenses \$83,760

# \$1,340

## MONTHLY COST OF LIVING INCREASE\*

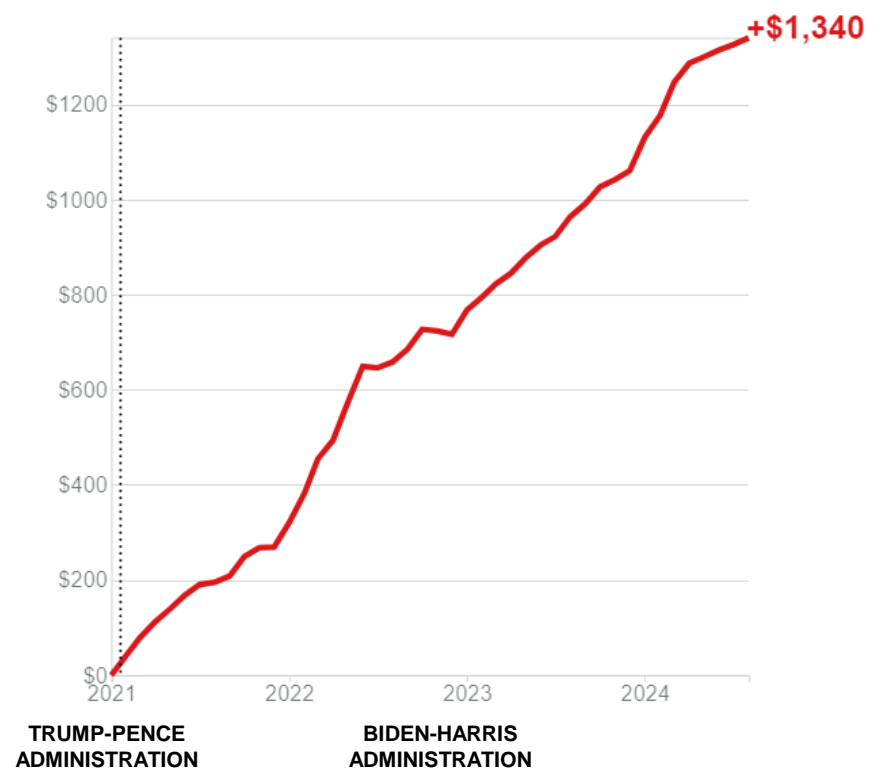
\*Since January 2021

### Increased Annual Expenses

- ↑ \$16,080 (23.8%) Total Expenses
- ↑ \$5,328 (22.8%) for Rent/Mortgage
- ↑ \$1,284 (22.0%) for Groceries
- ↑ \$720 (43.9%) for Gasoline

**When the government spends more, you pay.**

Change in My Monthly Expenses



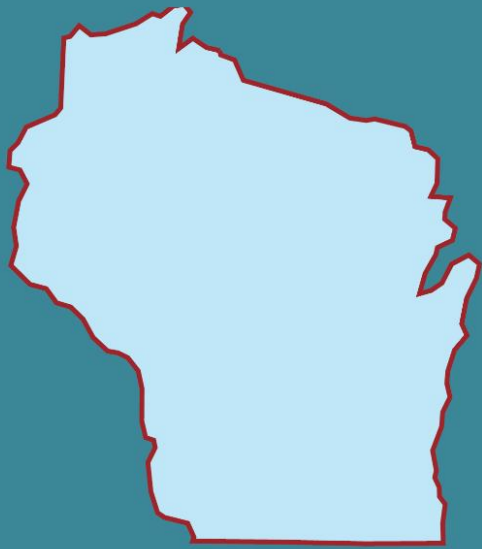
Source: Bureau of Labor Statistics, Consumer Price Index  
Find your personal rate at [myinflation.com](https://myinflation.com)

[heritage.org](https://heritage.org)



Learn more at [MyInflation.com](https://MyInflation.com)

[heritage.org](https://heritage.org)



# WISCONSIN – DISTRICT 5

Typical Household

Annual Expenses \$93,360

# \$1,494

## MONTHLY COST OF LIVING INCREASE\*

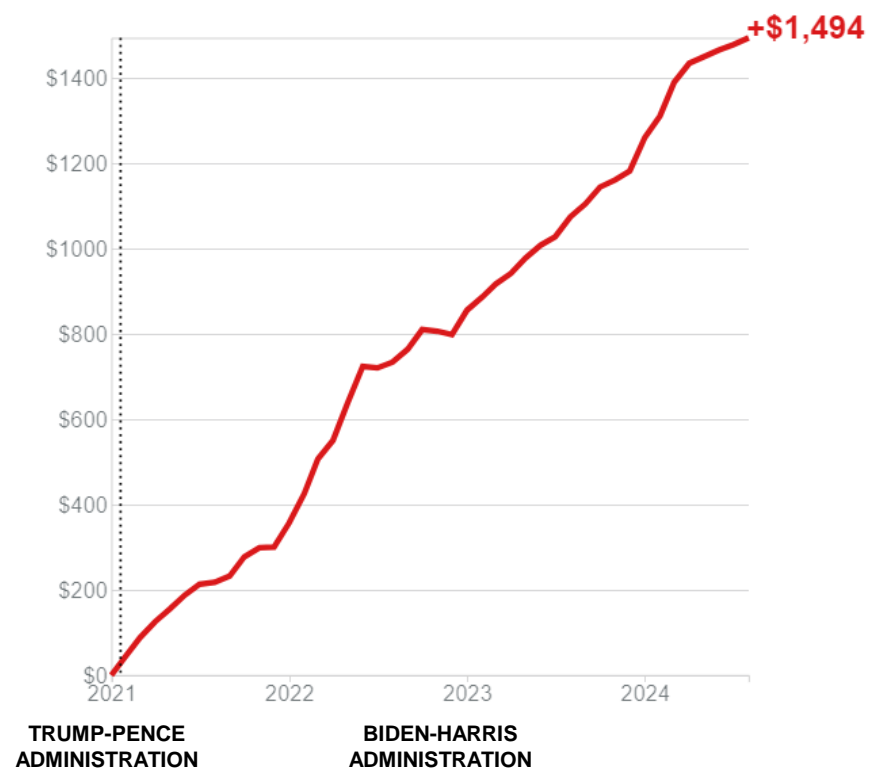
\*Since January 2021

### Increased Annual Expenses

- ↑ \$17,928 (23.8%) Total Expenses
- ↑ \$5,928 (22.8%) for Rent/Mortgage
- ↑ \$1,428 (22.0%) for Groceries
- ↑ \$792 (43.9%) for Gasoline

**When the government spends more, you pay.**

Change in My Monthly Expenses



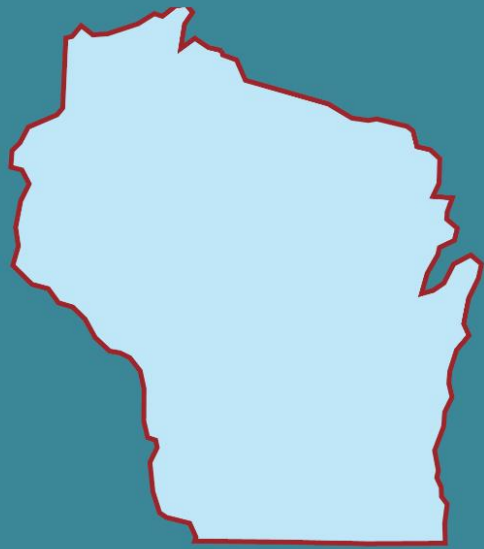
Source: Bureau of Labor Statistics, Consumer Price Index  
Find your personal rate at [myinflation.com](https://myinflation.com)

heritage.org



Learn more at [MyInflation.com](https://myinflation.com)

heritage.org



# WISCONSIN – DISTRICT 6

Typical Household

Annual Expenses \$88,020

# \$1,410

## MONTHLY COST OF LIVING INCREASE\*

\*Since January 2021

### Increased Annual Expenses

↑ \$16,920 (23.8%) Total Expenses

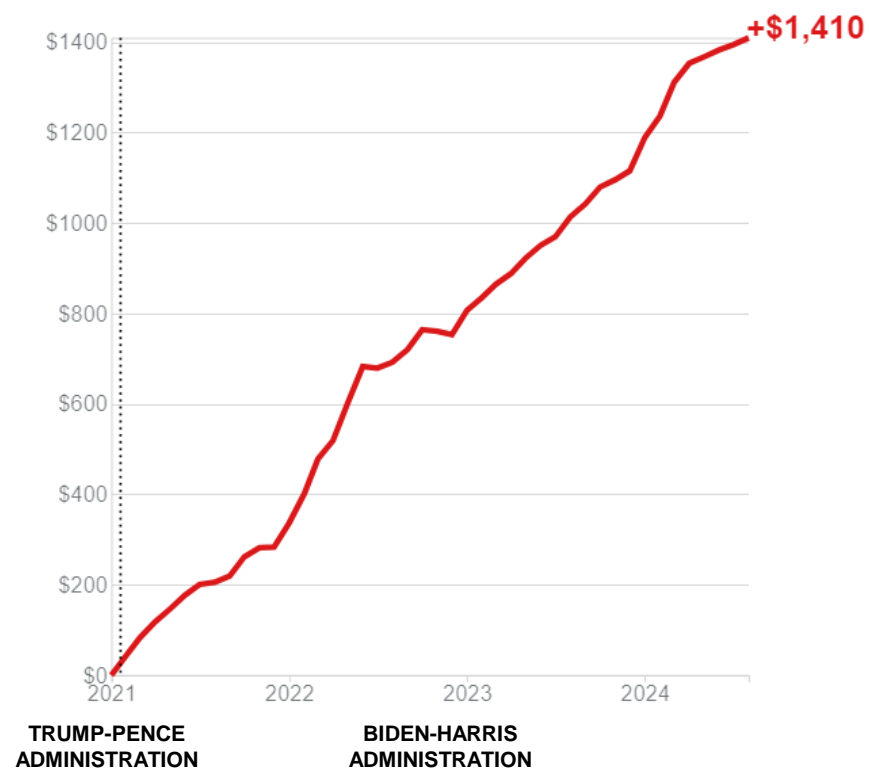
↑ \$5,592 (22.8%) for Rent/Mortgage

↑ \$1,344 (22.0%) for Groceries

↑ \$756 (43.9%) for Gasoline

**When the government spends more, you pay.**

Change in My Monthly Expenses



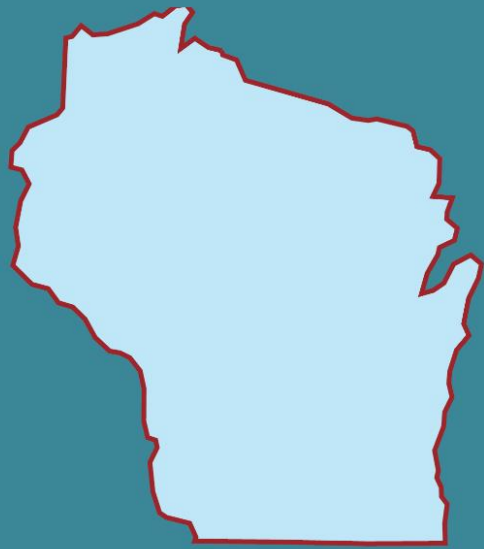
Source: Bureau of Labor Statistics, Consumer Price Index  
Find your personal rate at [myinflation.com](https://myinflation.com)

heritage.org



Learn more at [MyInflation.com](https://MyInflation.com)

heritage.org



# WISCONSIN – DISTRICT 7

Typical Household

Annual Expenses \$85,860

# \$1,374

## MONTHLY COST OF LIVING INCREASE\*

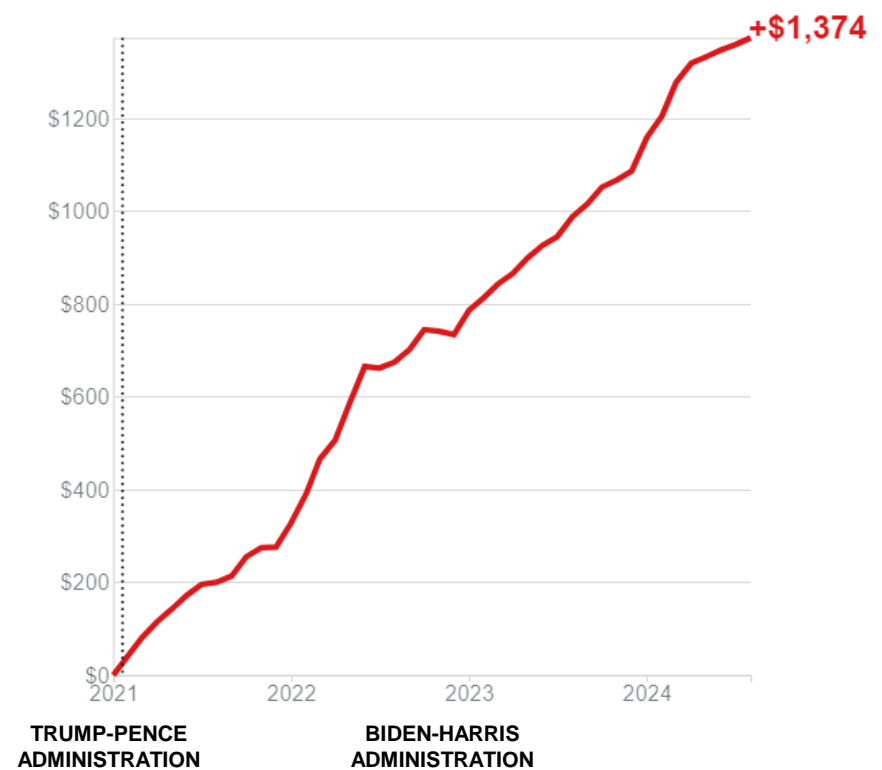
\*Since January 2021

### Increased Annual Expenses

- ↑ \$16,488 (23.8%) Total Expenses
- ↑ \$5,448 (22.8%) for Rent/Mortgage
- ↑ \$1,308 (22.0%) for Groceries
- ↑ \$732 (43.9%) for Gasoline

**When the government spends more, you pay.**

Change in My Monthly Expenses



Source: Bureau of Labor Statistics, Consumer Price Index  
Find your personal rate at [myinflation.com](https://myinflation.com)

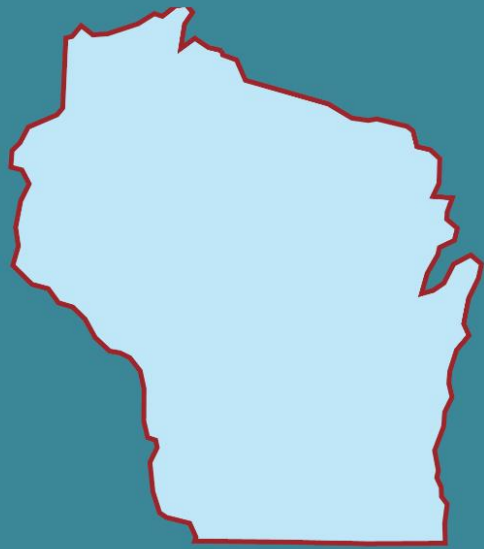
heritage.org



Learn more at [MyInflation.com](https://MyInflation.com)

heritage.org





# WISCONSIN – DISTRICT 8

Typical Household

Annual Expenses \$87,660

# \$1,402

## MONTHLY COST OF LIVING INCREASE\*

\*Since January 2021

### Increased Annual Expenses

↑ \$16,824 (23.8%) Total Expenses

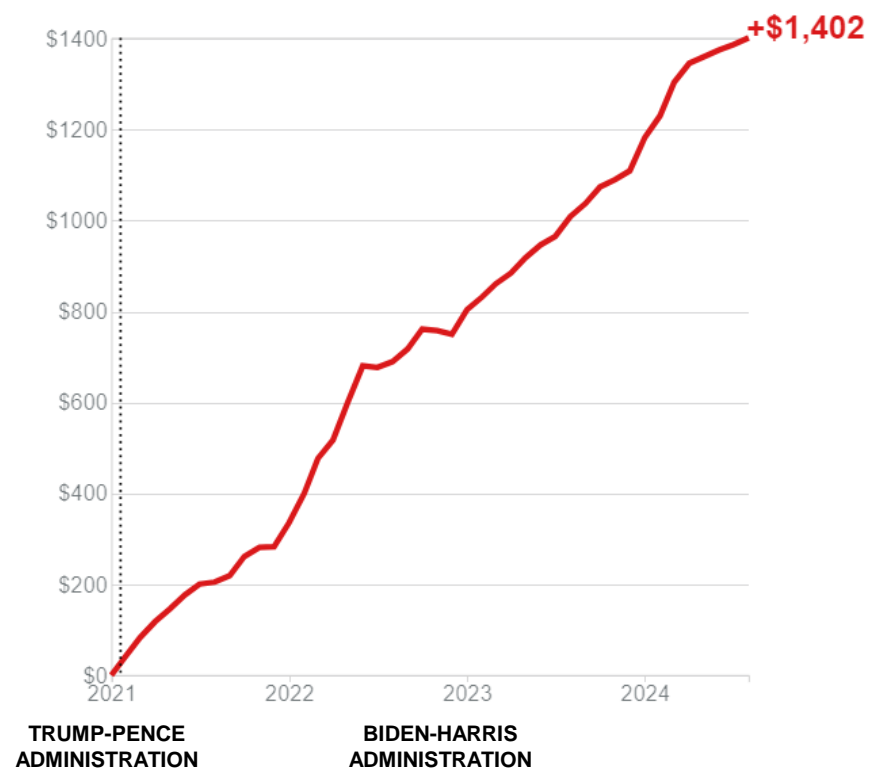
↑ \$5,568 (22.8%) for Rent/Mortgage

↑ \$1,344 (22.0%) for Groceries

↑ \$756 (43.9%) for Gasoline

**When the government spends more, you pay.**

Change in My Monthly Expenses



Source: Bureau of Labor Statistics, Consumer Price Index  
Find your personal rate at [myinflation.com](https://myinflation.com)

heritage.org



Learn more at [MyInflation.com](https://myinflation.com)

heritage.org