

WEST VIRGINIA – STATE

Typical Household

Annual Expenses \$80,100

\$1,320

MONTHLY COST OF LIVING INCREASE*

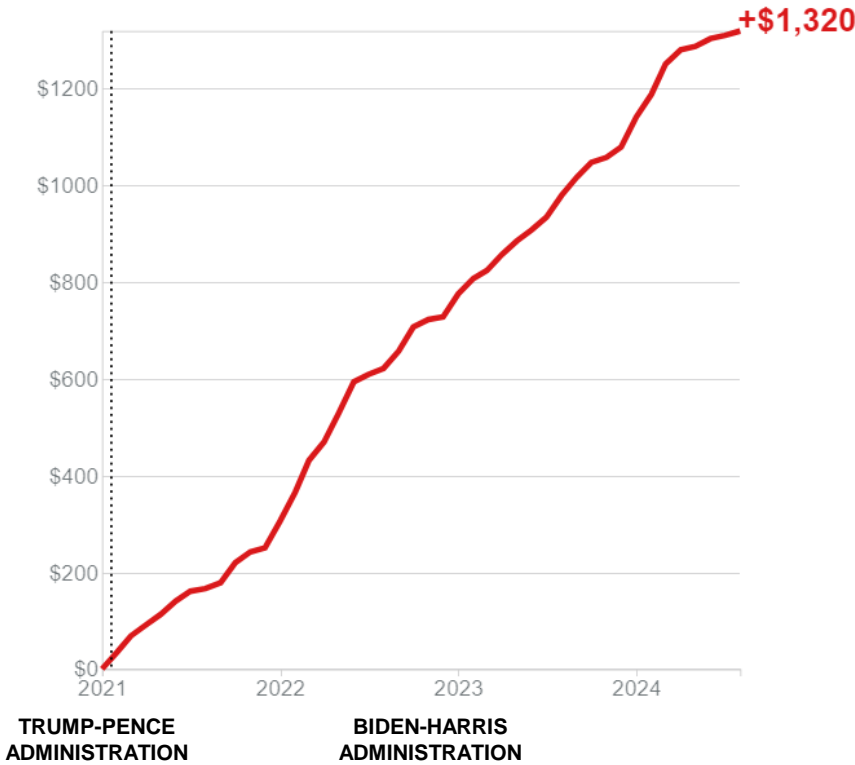
*Since January 2021

Increased Annual Expenses

- ↑ \$15,840 (24.6%) Total Expenses
- ↑ \$5,940 (27.6%) for Rent/Mortgage
- ↑ \$1,068 (18.7%) for Groceries
- ↑ \$624 (44.3%) for Gasoline

When the government spends more, you pay.

Change in My Monthly Expenses



Source: Bureau of Labor Statistics, Consumer Price Index
Find your personal rate at myinflation.com



Learn more at MyInflation.com



WEST VIRGINIA – DISTRICT 1

Typical Household

Annual Expenses \$77,040

\$1,270

MONTHLY COST OF LIVING INCREASE*

*Since January 2021

Increased Annual Expenses

↑ \$15,240 (24.7%) Total Expenses

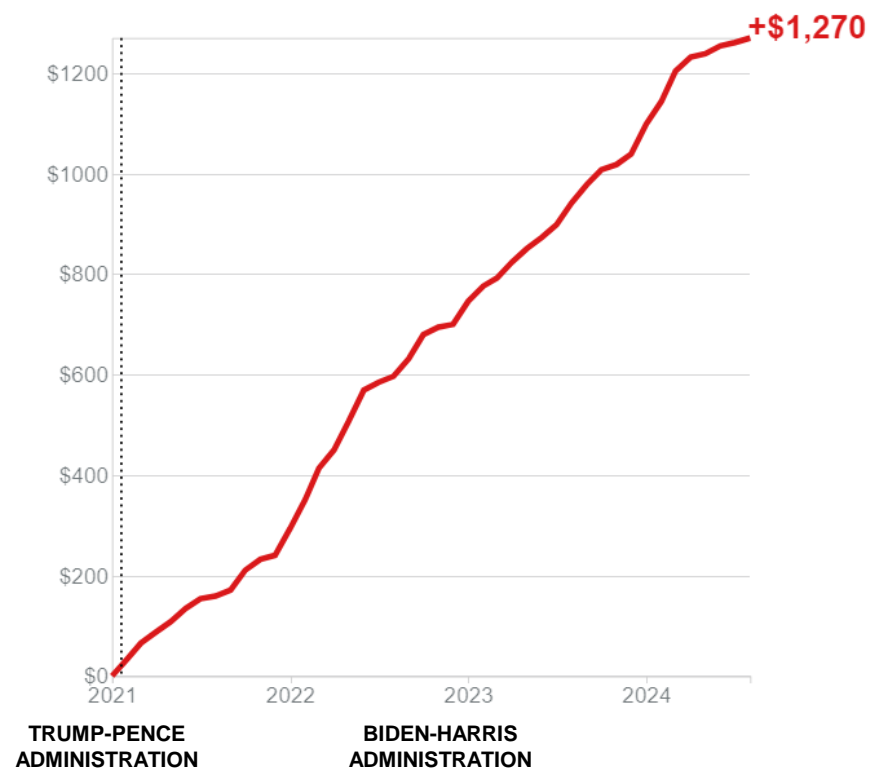
↑ \$5,700 (27.6%) for Rent/Mortgage

↑ \$1,032 (18.7%) for Groceries

↑ \$588 (44.3%) for Gasoline

When the government spends more, you pay.

Change in My Monthly Expenses



Source: Bureau of Labor Statistics, Consumer Price Index
Find your personal rate at myinflation.com

heritage.org



Learn more at MyInflation.com

heritage.org



WEST VIRGINIA – DISTRICT 2

Typical Household

Annual Expenses \$83,100

\$1,371

MONTHLY COST OF LIVING INCREASE*

*Since January 2021

Increased Annual Expenses

↑ \$16,452 (24.7%) Total Expenses

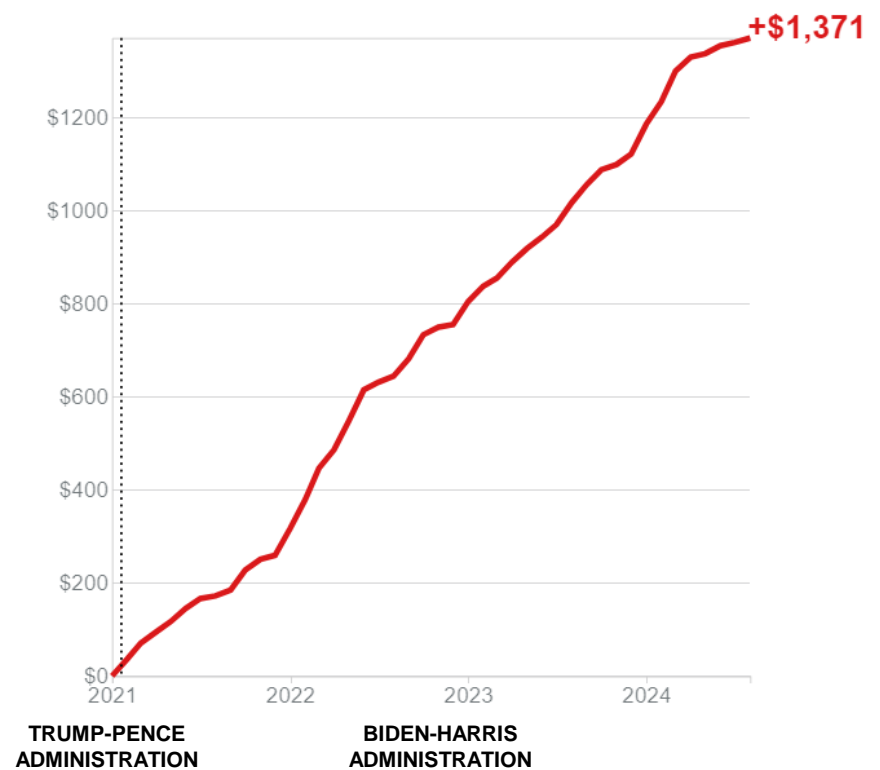
↑ \$6,156 (27.6%) for Rent/Mortgage

↑ \$1,116 (18.7%) for Groceries

↑ \$648 (44.3%) for Gasoline

When the government spends more, you pay.

Change in My Monthly Expenses



Source: Bureau of Labor Statistics, Consumer Price Index
Find your personal rate at myinflation.com

heritage.org



Learn more at MyInflation.com

heritage.org