

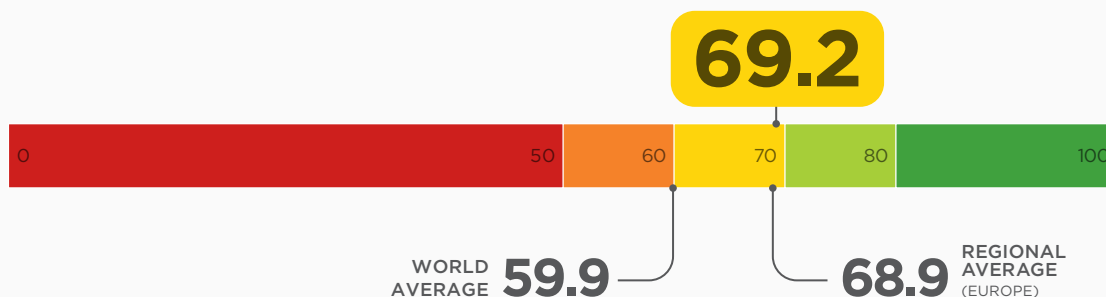
WORLD RANK:	REGIONAL RANK:
<b>36</b>	<b>21</b>
ECONOMIC FREEDOM STATUS: <b>MODERATELY FREE</b>	

# BELGIUM

**B**elgium’s economic freedom score is 69.2, making its economy the 36th freest in the 2026 *Index of Economic Freedom*. Its rating has increased by 0.2 point from last year, and Belgium is ranked 21st out of 44 countries in the Europe region. The country’s economic freedom score is higher than the world and regional averages. Belgium’s economy is considered “moderately free” according to the 2026 *Index*.

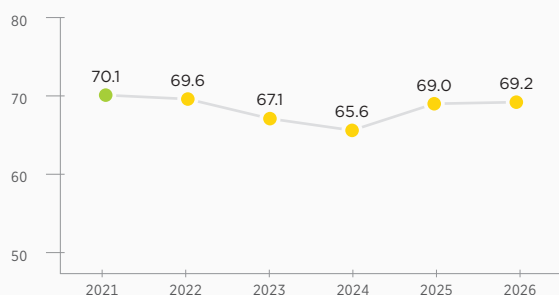
With strong foundations of economic freedom, Belgium’s economy has long benefited from open-market policies that support global trade and investment. Clear and transparent laws and regulations are well enforced. However, the tax system is relatively burdensome, and the extensive welfare state is costly. Labor market rigidities remain a major barrier to productivity and job growth. Services account for a large portion of GDP. Belgium has a dense network of rails and roadways, and Antwerp is one of Europe’s busiest ports.

## ECONOMIC FREEDOM SCORE



HISTORICAL INDEX SCORE CHANGE (SINCE 1996): +3.2

## RECENT FREEDOM TREND

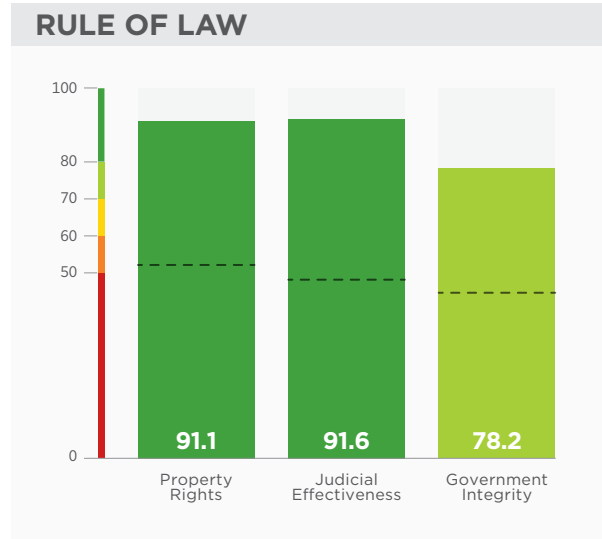


## QUICK FACTS

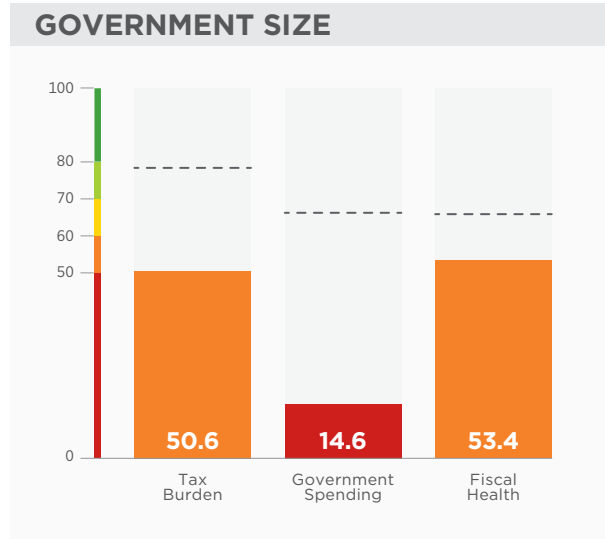
<b>POPULATION:</b> 11.7 million	<b>UNEMPLOYMENT:</b> 5.5%
<b>GDP (PPP):</b> \$869.9 billion 1.1% growth in 2025 3-year average growth rate: 1.1% \$75,882 per capita	<b>INFLATION (CPI):</b> 4.3%
	<b>TRADE AS % OF GDP:</b> 158.5%
	<b>PUBLIC DEBT:</b> 104.7% of GDP

2025 data unless otherwise noted. Data compiled as of January 2026.

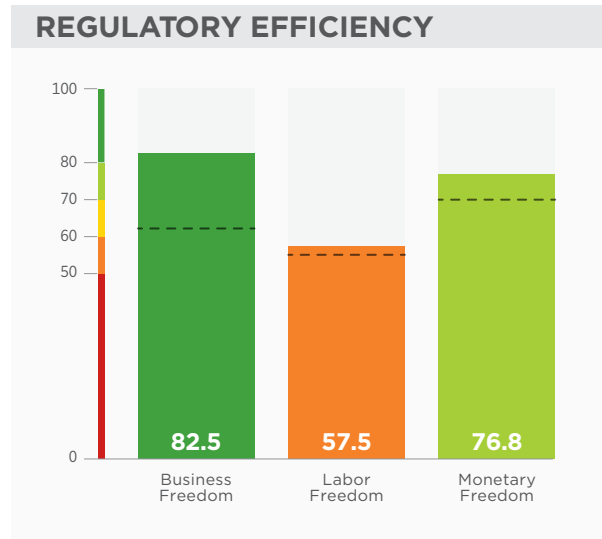
# 12 ECONOMIC FREEDOMS | BELGIUM



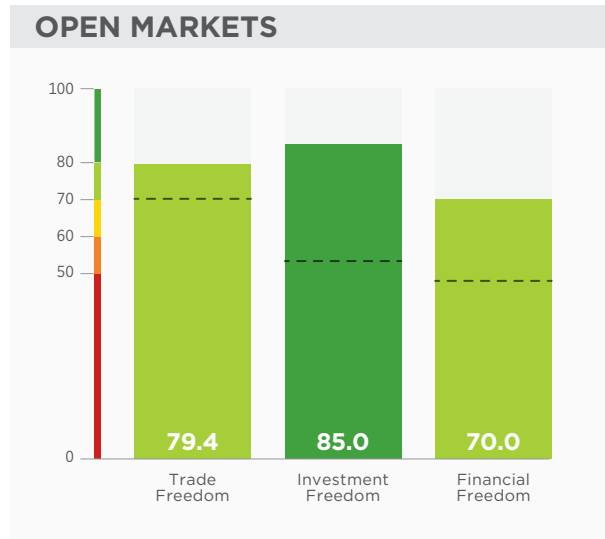
The overall rule of law is well respected in Belgium. The country's property rights score is above the world average; its judicial effectiveness score is above the world average; and its government integrity score is above the world average.



The top individual income tax rate is 50 percent, and the top corporate tax rate is 25 percent. The tax burden equals 42.6 percent of GDP. Three-year government spending and budget balance averages are, respectively, 53.3 percent and -4.1 percent of GDP. Public debt amounts to 104.7 percent of GDP.



Belgium's overall regulatory environment is well institutionalized and relatively efficient. The country's business freedom score is far above the world average; its labor freedom score is above the world average; and its monetary freedom score is well above the world average.



The trade-weighted average tariff rate (common among EU members) is 2.8 percent, and more than 600 EU-mandated nontariff measures are in force. Foreign and domestic investors are treated equally. The financial system remains vibrant and generally free from government involvement.