

WORLD RANK:

104

REGIONAL RANK:

11

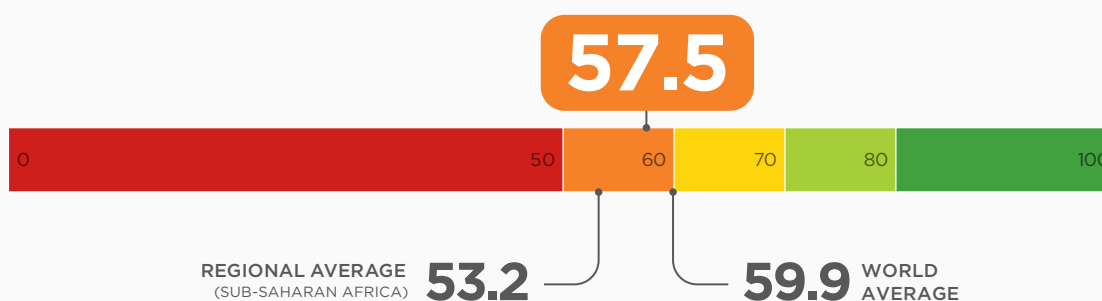
ECONOMIC FREEDOM STATUS:  
MOSTLY UNFREE

# ESWATINI

Eswatini's economic freedom score is 57.5, making its economy the 104th freest in the 2026 *Index of Economic Freedom*. Its rating has increased by 1.1 points from last year, and Eswatini is ranked 11th out of 47 countries in the Sub-Saharan Africa region. The country's economic freedom score is lower than the global average and higher than the regional average. Eswatini's economy is considered "mostly unfree" according to the 2026 *Index*.

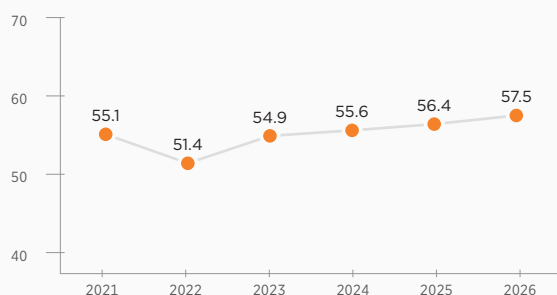
Eswatini's progress toward greater economic freedom has been uneven. Annual growth has averaged 3.0 percent over the past five years. The economic base is fairly diversified, but inefficient regulatory and legal frameworks undermine the development of private investment and production. Eswatini's regulatory environment is inefficient and includes many requirements that increase the overall cost of entrepreneurial activity. A formal labor market has not been fully developed, and informal labor activity remains substantial.

## ECONOMIC FREEDOM SCORE



HISTORICAL INDEX SCORE CHANGE (SINCE 1995): -5.8

## RECENT FREEDOM TREND



## QUICK FACTS

**POPULATION:**  
1.2 million

**GDP (PPP):**  
\$14.7 billion  
4.3% growth in 2025  
3-year average growth rate: 3.5%  
\$13,310 per capita

**UNEMPLOYMENT:**  
34.4%

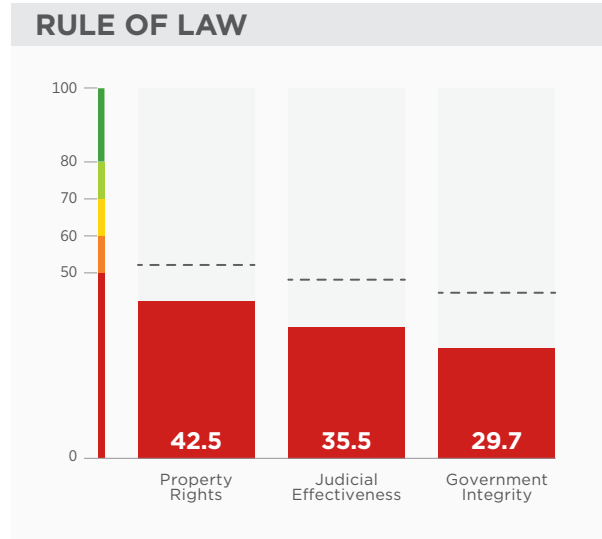
**INFLATION (CPI):**  
4.0%

**TRADE AS % OF GDP:** 100.1%

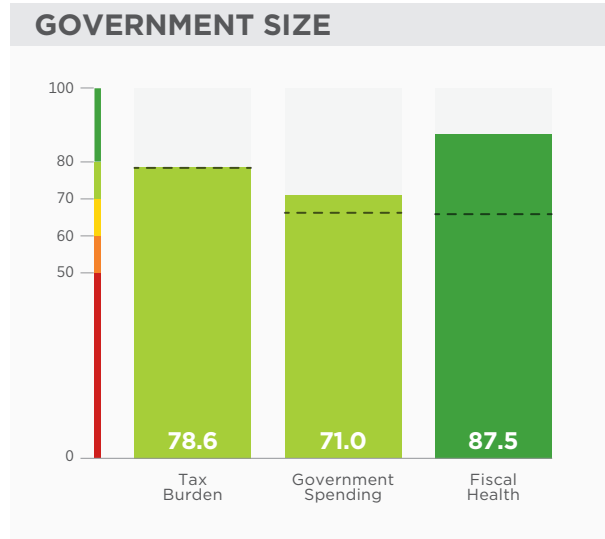
**PUBLIC DEBT:**  
39.2% of GDP

2025 data unless otherwise noted. Data compiled as of January 2026.

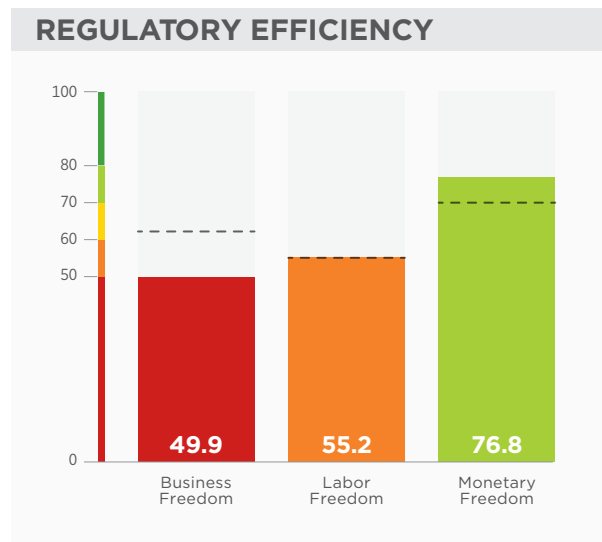
# 12 ECONOMIC FREEDOMS | ESWATINI



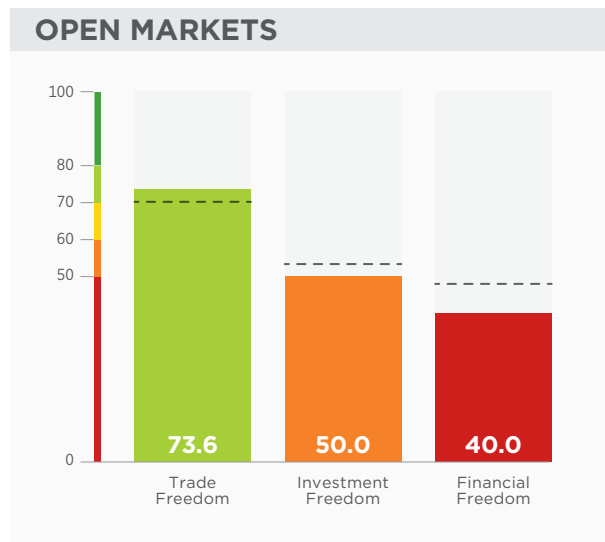
The overall rule of law is weak in Eswatini. The country's property rights score is below the world average; its judicial effectiveness score is below the world average; and its government integrity score is below the world average.



The top individual income tax rate is 33 percent, and the top corporate tax rate is 27.5 percent. The tax burden equals 17.2 percent of GDP. Three-year government spending and budget balance averages are, respectively, 31.1 percent and -2.4 percent of GDP. Public debt amounts to 39.2 percent of GDP.



Eswatini's overall regulatory environment is relatively well institutionalized but lacks efficiency. The country's business freedom score is far below the world average; its labor freedom score is above the world average; and its monetary freedom score is well above the world average.



The trade-weighted average tariff rate is 8.2 percent, and nontariff barriers deter the development of more dynamic trade activity. Foreign investment is screened, and state-owned enterprises distort the economy. The financial sector remains subject to government influence.