



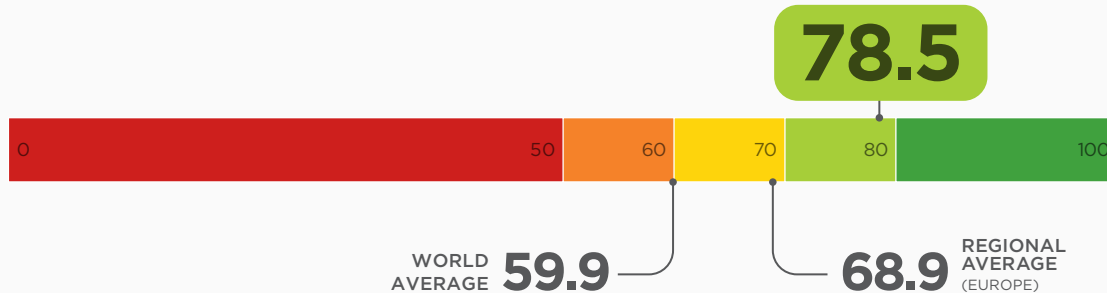
WORLD RANK:	REGIONAL RANK:
10	7
ECONOMIC FREEDOM STATUS: MOSTLY FREE	

NETHERLANDS

The Netherlands' economic freedom score is 78.5, making its economy the 10th freest in the 2026 *Index of Economic Freedom*. Its rating has increased by 0.3 point from last year, and the Netherlands is ranked 7th out of 44 countries in the Europe region. The country's economic freedom score is higher than the world and regional averages. The Netherlands' economy is considered "mostly free" according to the 2026 *Index*.

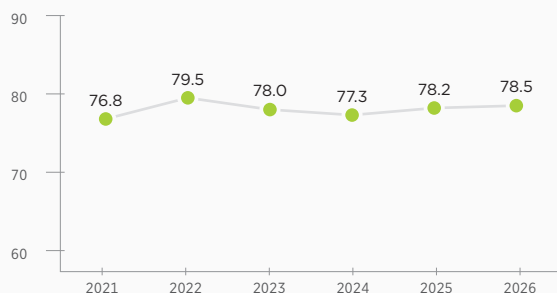
The Dutch economy benefits from a traditional emphasis on the rule of law and an efficient legal framework. The independent and corruption-free judiciary provides strong protection of property rights. Openness to global trade and investment is well established, and the regulatory and entrepreneurial environment remains transparent and efficient. Highly competitive logistics and stable political conditions enhance business freedom. Labor regulations are relatively rigid, and the non-salary cost of employing a worker is high. Monetary stability is maintained despite inflationary pressures.

ECONOMIC FREEDOM SCORE



HISTORICAL INDEX SCORE CHANGE (SINCE 1996): +8.8

RECENT FREEDOM TREND



QUICK FACTS

POPULATION:
17.8 million

GDP (PPP):
\$1.5 trillion
1.4% growth in 2025
3-year average growth rate: 0.6%
\$84,035 per capita

UNEMPLOYMENT:
3.6%

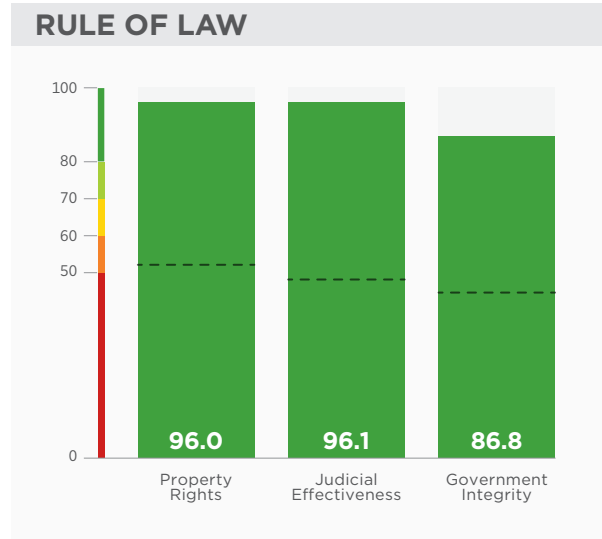
INFLATION (CPI):
3.2%

TRADE AS % OF GDP: 156.2%

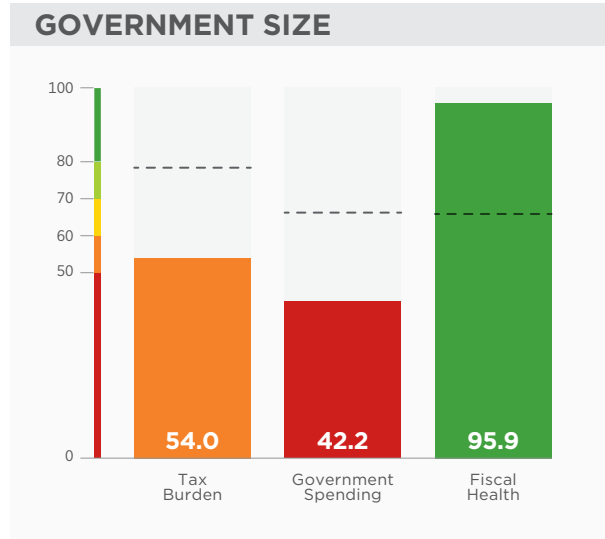
PUBLIC DEBT:
43.8% of GDP

2025 data unless otherwise noted. Data compiled as of January 2026.

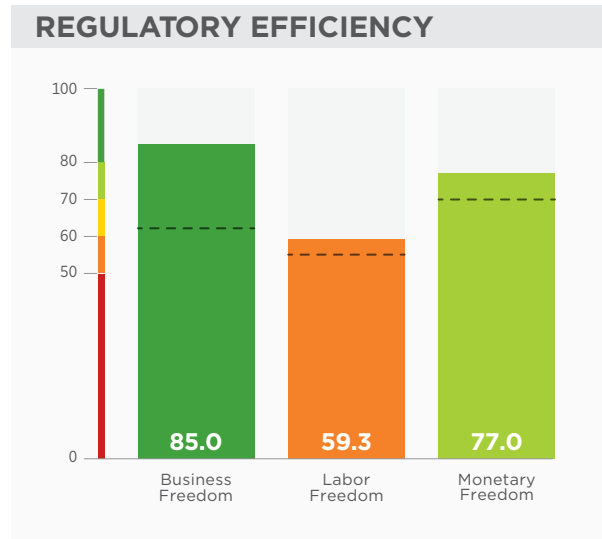
12 ECONOMIC FREEDOMS | NETHERLANDS



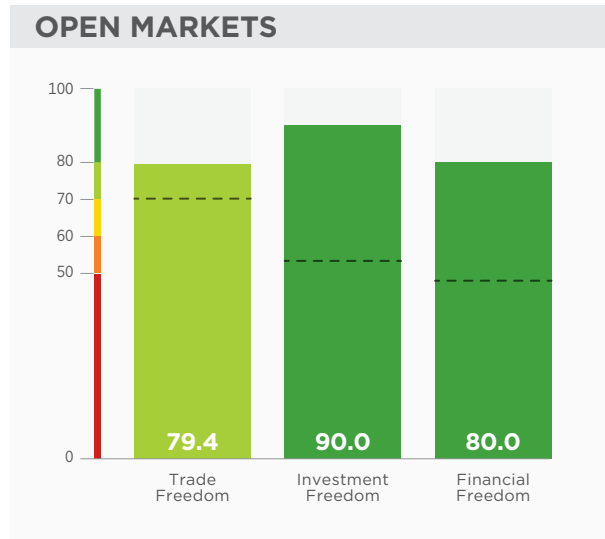
The overall rule of law is very well respected in the Netherlands. The country's property rights score is above the world average; its judicial effectiveness score is above the world average; and its government integrity score is above the world average.



The top individual income tax rate is 49.5 percent, and the top corporate tax rate is 25.8 percent. The tax burden equals 38.5 percent of GDP. Three-year government spending and budget balance averages are, respectively, 43.9 percent and -0.4 percent of GDP. Public debt amounts to 43.8 percent of GDP.



The Netherlands' overall regulatory environment is well institutionalized and relatively efficient. The country's business freedom score is far above the world average; its labor freedom score is above the world average; and its monetary freedom score is well above the world average.



The trade-weighted average tariff rate (common among EU members) is 2.8 percent, and more than 600 EU-mandated nontariff measures are in force. Foreign investment is not subject to restrictive screening, and there are no restrictions on investment in most sectors. Sensible banking regulations facilitate entrepreneurial growth.