

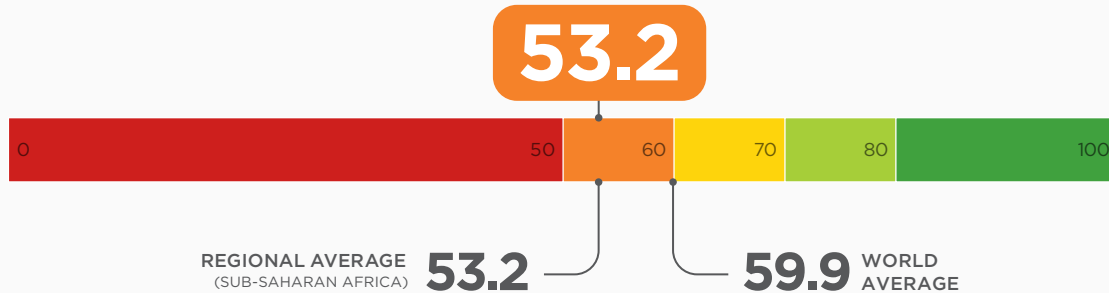
# SENEGAL

WORLD RANK: **126** | REGIONAL RANK: **23**  
 ECONOMIC FREEDOM STATUS: **MOSTLY UNFREE**

Senegal's economic freedom score is 53.2, making its economy the 126th freest in the 2026 *Index of Economic Freedom*. Its rating has decreased by 3.2 points from last year, and Senegal is ranked 23rd out of 47 countries in the Sub-Saharan Africa region. The country's economic freedom score is lower than the global average and higher than the regional average. Senegal's economy is considered "mostly unfree" according to the 2026 *Index*.

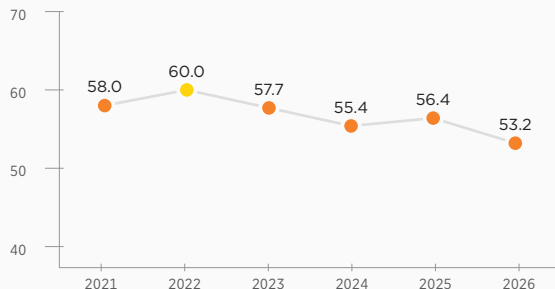
Progress toward greater economic freedom in Senegal has been uneven. The regulatory framework discourages dynamism and tends to curb development of the private sector. Despite some streamlining of business formation, deeper institutional reforms are needed to improve the foundations of economic freedom and encourage long-term economic development and greater poverty reduction. The large agricultural sector employs about 70 percent of working Senegalese, and a formal urban labor market has been slow to emerge. Inflationary pressures remain a problem.

## ECONOMIC FREEDOM SCORE



HISTORICAL INDEX SCORE CHANGE (SINCE 1996): -5.0

## RECENT FREEDOM TREND



## QUICK FACTS

**POPULATION:**  
18.2 million

**GDP (PPP):**  
\$94.6 billion  
6.0% growth in 2025  
3-year average growth rate: 5.6%  
\$5,355 per capita

**UNEMPLOYMENT:**  
3.0%

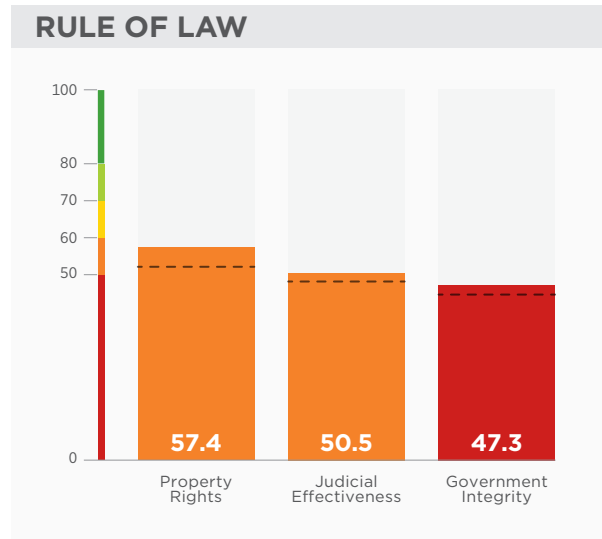
**INFLATION (CPI):**  
0.8%

**TRADE AS % OF GDP:** 71.2%

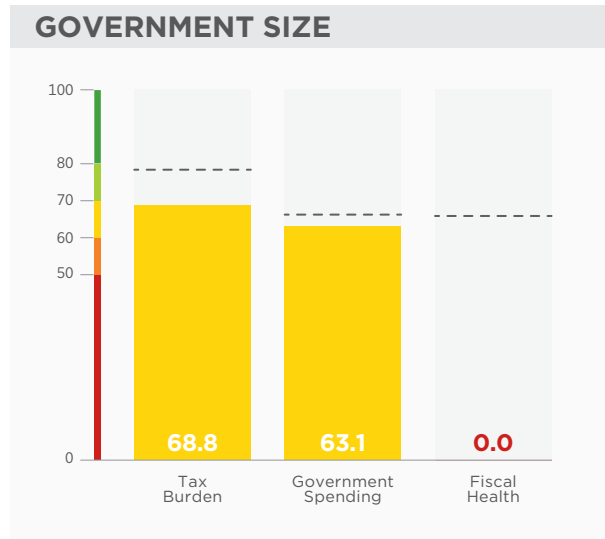
**PUBLIC DEBT:**  
128.4% of GDP

2025 data unless otherwise noted. Data compiled as of January 2026.

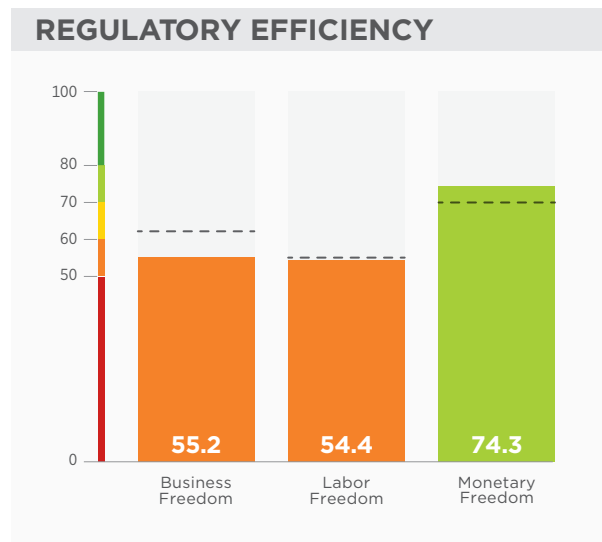
# 12 ECONOMIC FREEDOMS | SENEGAL



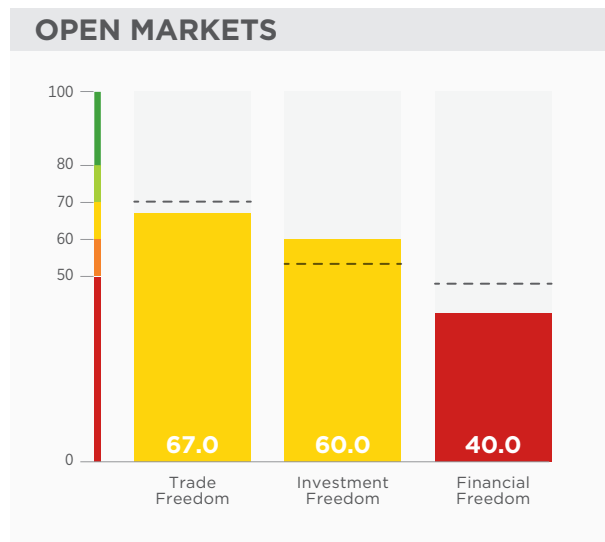
The overall rule of law is relatively well respected in Senegal. The country's property rights score is above the world average; its judicial effectiveness score is above the world average; and its government integrity score is above the world average.



The top individual income tax rate is 43 percent, and the top corporate tax rate is 30 percent. The tax burden equals 19.3 percent of GDP. Three-year government spending and budget balance averages are, respectively, 35.1 percent and -14.8 percent of GDP. Public debt amounts to 128.4 percent of GDP.



Senegal's overall regulatory environment is relatively well institutionalized but lacks efficiency. The country's business freedom score is below the world average; its labor freedom score is below the world average; and its monetary freedom score is above the world average.



The trade-weighted average tariff rate is 9.09 percent, and layers of complex nontariff barriers are in force. The bureaucratic approval process and poor investment infrastructure can discourage investors. High credit costs and scarce access to financing continue to constrain the small private sector.