

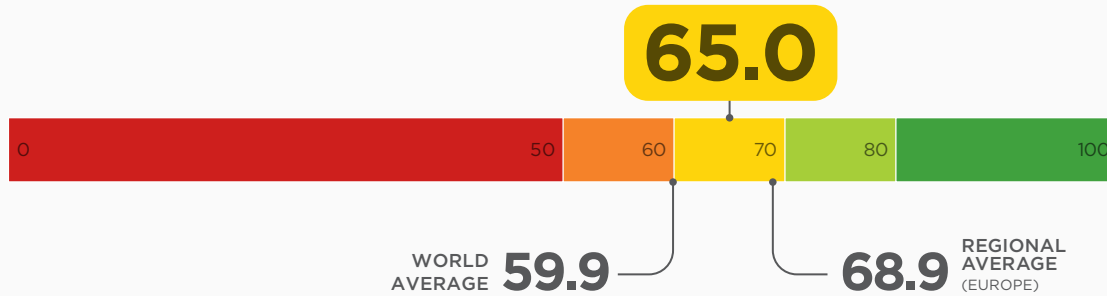
WORLD RANK:	REGIONAL RANK:
<b>62</b>	<b>31</b>
ECONOMIC FREEDOM STATUS:	
<b>MODERATELY FREE</b>	

# SERBIA

Serbia's economic freedom score is 65, making its economy the 62nd freest in the 2026 *Index of Economic Freedom*. Its rating has increased by 0.6 point from last year, and Serbia is ranked 31st out of 44 countries in the Europe region. The country's economic freedom score is higher than the world average and lower than the regional average. Serbia's economy is considered "moderately free" according to the 2026 *Index*.

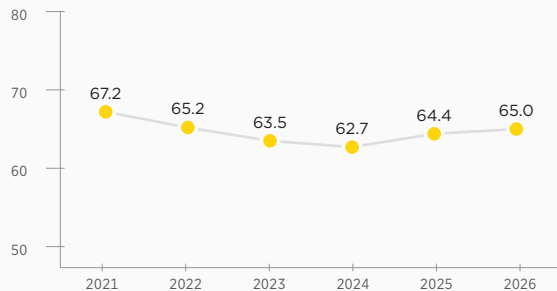
The Serbian economy's competitiveness is supported by relative openness to global trade and ongoing regulatory reform. The banking sector continues to evolve. However, there is a lack of political will to undertake bolder institutional reforms to reduce corruption and strengthen the judicial system, which is vulnerable to political interference. Energy, historical, and political ties to Russia are strong, and links with China are growing. State-owned companies remain a significant presence in certain sectors of Serbia's economy. Inflationary pressures continue.

## ECONOMIC FREEDOM SCORE



HISTORICAL INDEX SCORE CHANGE (SINCE 2002): +18.4

## RECENT FREEDOM TREND



## QUICK FACTS

**POPULATION:**  
6.6 million

**GDP (PPP):**  
\$203.9 billion  
2.4% growth in 2025  
3-year average growth rate: 3.4%  
\$32,742 per capita

**UNEMPLOYMENT:**  
7.4%

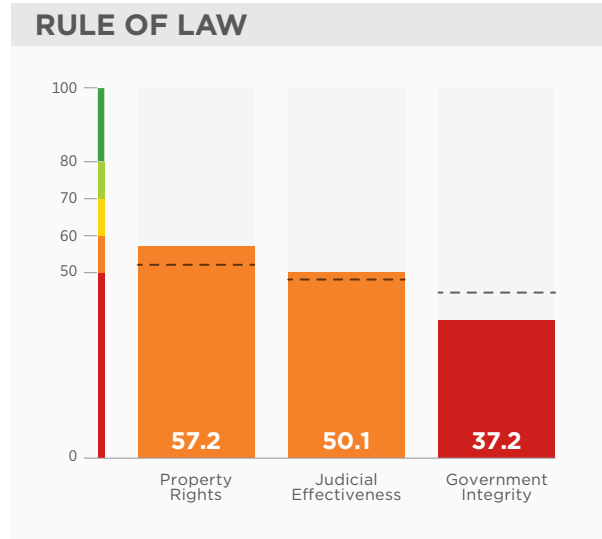
**INFLATION (CPI):**  
4.7%

**TRADE AS % OF GDP:**  
111.5%

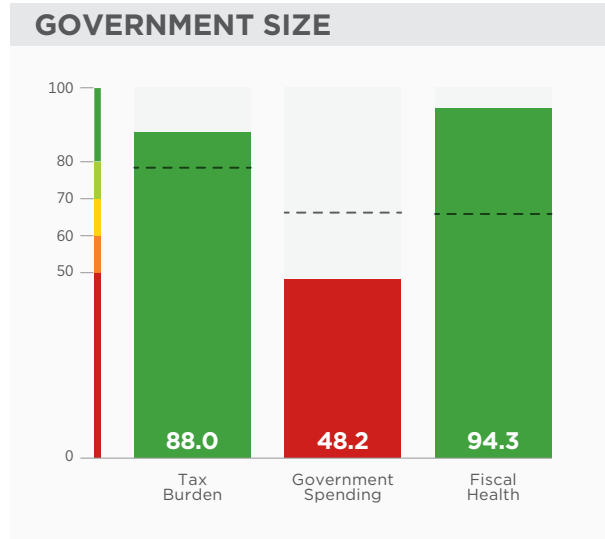
**PUBLIC DEBT:**  
44.5% of GDP

2025 data unless otherwise noted. Data compiled as of January 2026.

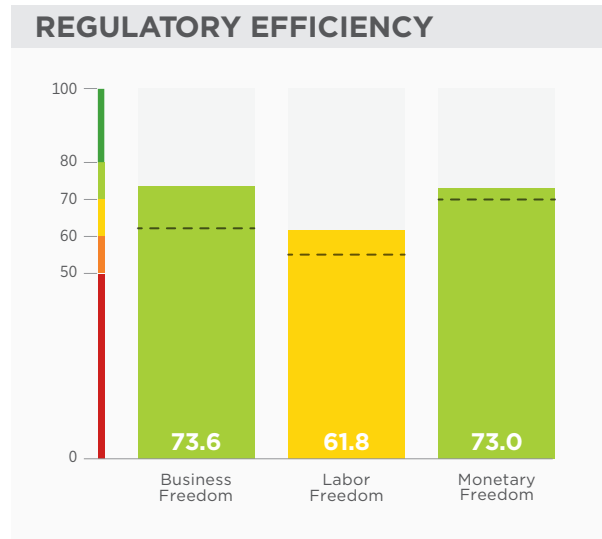
# 12 ECONOMIC FREEDOMS | SERBIA



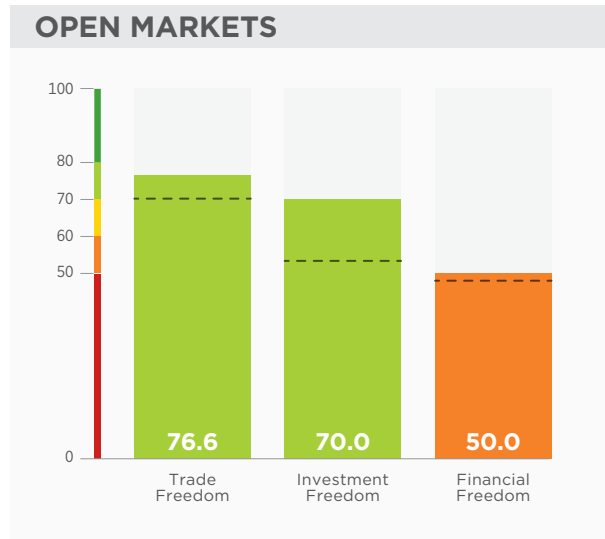
The overall rule of law is weak in Serbia. The country's property rights score is above the world average; its judicial effectiveness score is above the world average; and its government integrity score is below the world average.



The top individual income tax rate is 20 percent, and the top corporate tax rate is 15 percent. The tax burden equals 23.9 percent of GDP. Three-year government spending and budget balance averages are, respectively, 41.6 percent and -1.0 percent of GDP. Public debt amounts to 44.5 percent of GDP.



Serbia's overall regulatory environment is relatively well institutionalized but lacks efficiency. The country's business freedom score is far above the world average; its labor freedom score is above the world average; and its monetary freedom score is above the world average.



The trade-weighted average tariff rate is 6.7 percent, and layers of nontariff barriers are in force. Most sectors are open to foreign investment, but regulatory uncertainty and lack of transparency deter growth. The private sector now has access to a wider range of credit instruments.